



# H31002P

BIPOLAR TONE RINGER ICS

## Description


The H31002P is a bipolar integrated circuit. It is designed for telephone bell replacement.

## Features

- Current consumption is small.
- Package is compact. (DIP-8 pin)
- Oscillation frequency is variable.
- Built-in threshold circuits prevent false triggering due to power noise as well as 'chirps' due to rotary dial.
- Few external components.

## Applications

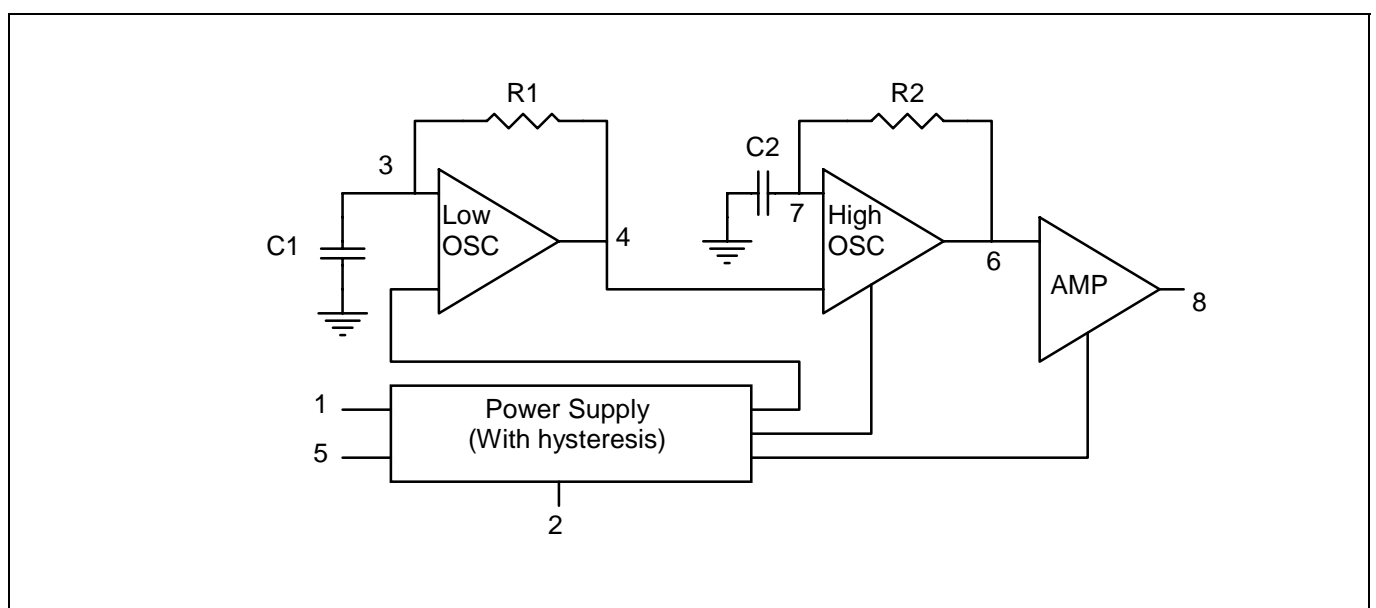
- Telecom Tone Ringer Set



## Absolute Maximum Rating (Ta = 25°C)

Characteristics	Symbol	Rating	Unit
Supply Voltage	VCC	30	V
Power Dissipation	PD	500	mW
Operating Temperature	Topr	-40°C to +85°C	°C
Storage Temperature	Tstg	-55°C to +150°C	°C

## Block Diagram





### Pin Connections

	Pin1 : Vcc	Pin5 : Gnd
	Pin2 : RSL Trigger In	Pin6 : High Freq. Time Constant.
	Pin3 : Low Freq. Time Constant.	Pin7 : High Freq. Time Constant.
	Pin4 : Low Freq. Time Constant.	Pin8 : Output

### Electrical Characteristics

Characteristics	Symbol	Test Condition	Min.	Typ.	Max.	Unit	
Operating Voltage	Vopr		-	-	29	V	
Initiation Supply Voltage	Vsi	(Note 1)	17	19	21	V	
Sustaining Supply Voltage	Vsus	(Note 2)	10.5	12	-	V	
Initiation Current Consumption	Isi	No Load	1.4	3.3	4.2	mA	
Sustaining Current Consumption	Isus		0.4	1.4	2.0	mA	
Oscillator Frequency	fL	C1=0.47uF, R1=165kΩ	9	10	11	Hz	
	fH1	C1=6800pF, R2=191kΩ	461	512	563		
	fH2		576	640	703		
Output Voltage	"H" Level	VOH	Vcc=24V, IOH =-10mA, Pin 7=Gnd	20	21.5	22.5	V
	"L" Level	VOL	Vcc=24V, IOL=10mA, Pin 7=7V	0.7	1.0	2.0	V

Note 1 : Initiation Supply Voltage (Vsi) is a supply voltage required to start oscillation of the tone ringer.

Note 2 : Sustaining Supply Voltage (Vsus) is a supply voltage required to maintain oscillation of the tone ringer .

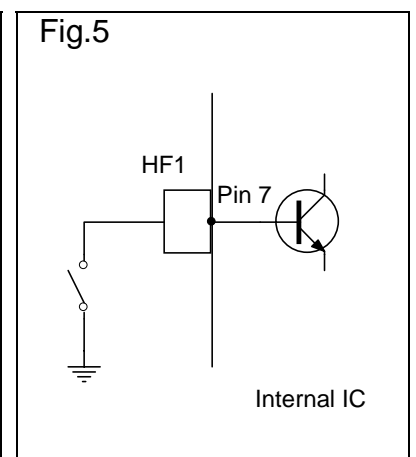
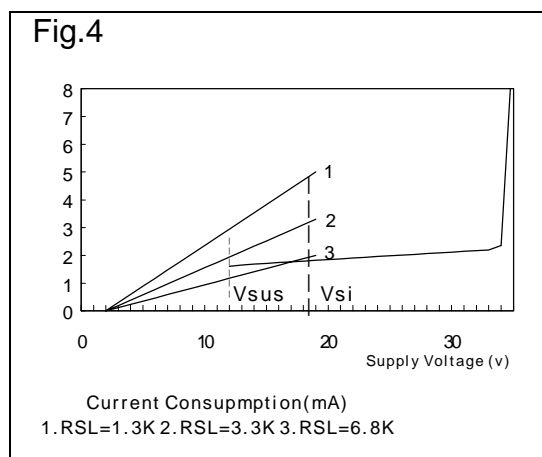
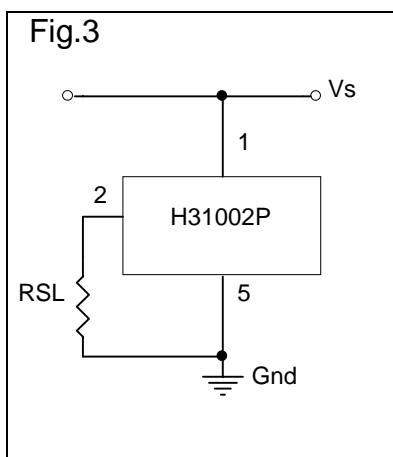
Note 3 : Oscillation frequency is determined by the following equations (1), (2) and (3) :

(1)  $f_L = 1/1.234 \cdot R_1 \cdot C_1$  (Hz) (2)  $f_{H1} = 1/1.515 \cdot R_2 \cdot C_2$  (Hz) (3)  $f_{H2} = 1.24 \cdot f_{H1}$  (Hz)

### Method Of Using Rsl

In the H31002P, using the RSL terminal can change the initiation supply current (Isi). The resistor RSL is connected to Gnd from Pin 2 as shown in Fig.3.

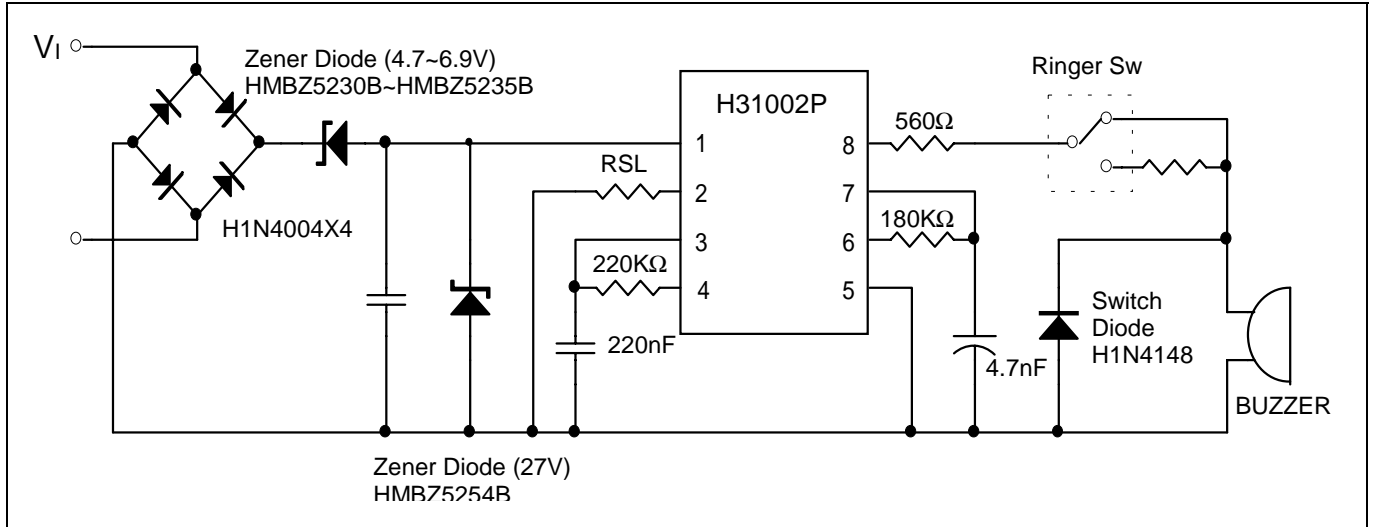
Further, the initiation supply current (Isi) can be changing the value of RSL. Fig.4 shows the graph of Vs-Is characteristic at the time when RSL has been changed to three values. The Vs-Is characteristic at the time when RSL=6.8 kΩ coincides with that at the time when Pin 2 of the H31002P has been used at an open state. If Pin 7 is connected to Gnd as shown in Fig. 5, the H31002P can stop oscillation. (the "L" level voltage is under 2V)



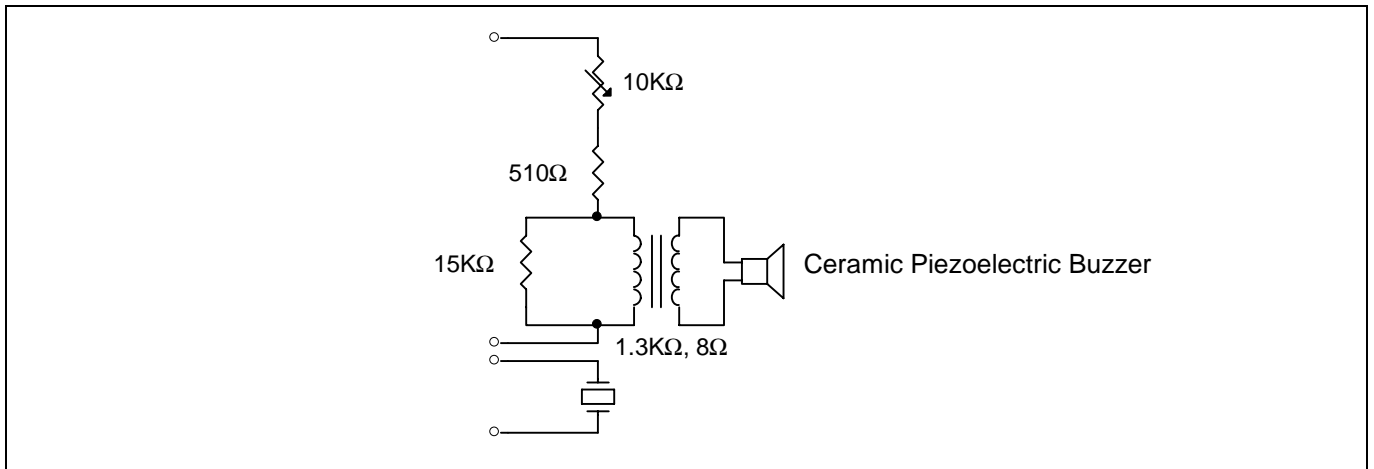


### Application Information

- Application circuits of Telecom Tone Ringer Set

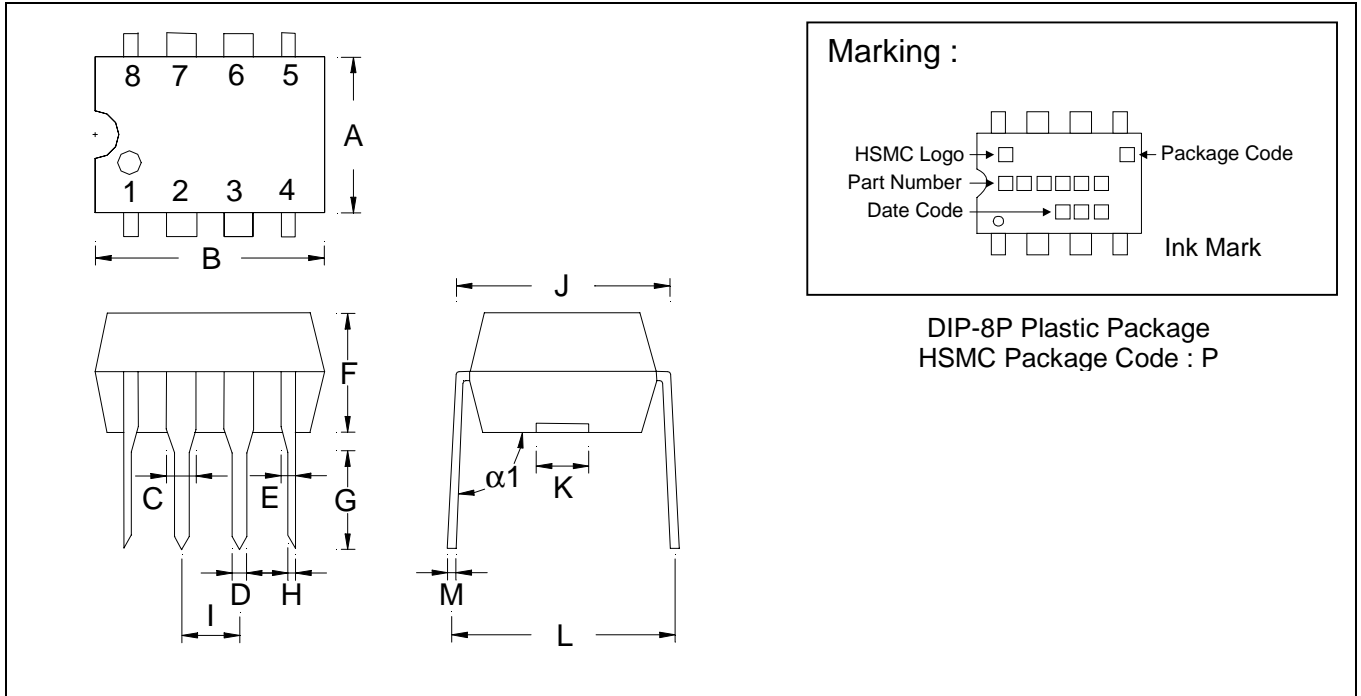


- Example of Output Circuit





### DIP-8P Dimension



\*:Typical

DIM	Inches		Millimeters		DIM	Inches		Millimeters	
	Min.	Max.	Min.	Max.		Min.	Max.	Min.	Max.
A	0.2480	0.2520	6.29	6.40	H	0.0150	0.0210	0.38	0.53
B	0.3630	0.3670	9.22	9.32	I	0.0898	0.1098	2.28	2.79
C	-	*0.0600	-	*1.52	J	0.2950	0.3050	7.49	7.74
D	-	*0.0500	-	*1.27	K	-	*0.1181	-	*3.00
E	-	*0.0390	-	*0.99	L	0.3370	0.7470	8.56	8.81
F	0.1280	0.1320	3.25	3.35	M	0.0090	0.0150	0.229	0.381
G	0.1250	0.1400	3.17	3.55	$\alpha 1$	94°	97°	94°	97°

**Notes :** 1.Dimension and tolerance based on our Spec. dated Sep. 07,1997.  
 2.Controlling dimension : millimeters.  
 3.Maximum lead thickness includes lead finish thickness, and minimum lead thickness is the minimum thickness of base material.  
 4.If there is any question with packing specification or packing method, please contact your local HSMC sales office.

**Material :**

- Lead : 42 Alloy ; solder plating
- Mold Compound : Epoxy resin family, flammability solid burning class:UL94V-0

**Important Notice :**

- All rights are reserved. Reproduction in whole or in part is prohibited without the prior written approval of HSMC.
- HSMC reserves the right to make changes to its products without notice.
- **HSMC semiconductor products are not warranted to be suitable for use in Life-Support Applications, or systems.**
- HSMC assumes no liability for any consequence of customer product design, infringement of patents, or application assistance.

**Head Office And Factory :**

- **Head Office** (Hi-Sincerity Microelectronics Corp.) : 10F.,No. 61, Sec. 2, Chung-Shan N. Rd. Taipei Taiwan R.O.C.  
 Tel : 886-2-25212056 Fax : 886-2-25632712, 25368454
- **Factory 1** : No. 38, Kuang Fu S. Rd., Fu-Kou Hsin-Chu Industrial Park Hsin-Chu Taiwan. R.O.C  
 Tel : 886-3-5983621~5 Fax : 886-3-5982931
- **Factory 2** : No. 17-1, Ta-Tung Rd., Fu-Kou Hsin-Chu Industrial Park Hsin-Chu Taiwan. R.O.C  
 Tel : 886-3-5977061 Fax : 886-3-5979220



LittleDiode supplies new, hard to find or obsolete electronic components and semiconductors all over the world.

With over two million different components listed you are sure to find the part you need.

Feel free to visit us today at our online store:

[LittleDiode.com](http://LittleDiode.com)

Looking forward to providing you with the best possible service.