

# SOT23 NPN SILICON PLANAR SWITCHING TRANSISTORS

## FMMT2222 FMMT2222A

ISSUE 3 – FEBRUARY 1996

### FEATURES

\* Fast switching

### PARTMARKING DETAILS

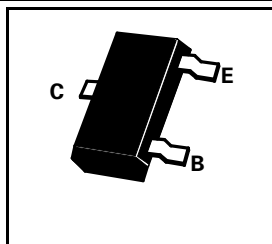
FMMT2222 – 1BZ                      FMMT2222A – 1P

FMMT2222R – 2P                      FMMT2222AR – 3P

### COMPLEMENTARY TYPES

FMMT2222 – FMMT2907

FMMT2222A – FMMT2907A



### ABSOLUTE MAXIMUM RATINGS.

PARAMETER	SYMBOL	FMMT2222	FMMT2222A	UNIT
Collector-Base Voltage	$V_{CBO}$	60	75	V
Collector-Emitter Voltage	$V_{CEO}$	30	40	V
Emitter-Base Voltage	$V_{EBO}$	5	6	V
Continuous Collector Current	$I_C$	600		mA
Power Dissipation at $T_{amb}=25^{\circ}C$	$P_{tot}$	330		mW
Operating and Storage Temperature Range	$T_j, T_{stg}$	-55 to +150		$^{\circ}C$

### ELECTRICAL CHARACTERISTICS (at $T_{amb} = 25^{\circ}C$ unless otherwise stated).

PARAMETER	SYMBOL	FMMT2222		FMMT2222A		UNIT	CONDITIONS.
		MIN.	MAX.	MIN.	MAX.		
Collector-Base Breakdown Voltage	$V_{(BR)CBO}$	60		75		V	$I_C=10\mu A, I_E=0$
Collector-Emitter Breakdown Voltage	$V_{(BR)CEO}$	30		40		V	$I_C=10mA, I_B=0$
Emitter-Base Breakdown Voltage	$V_{(BR)EBO}$	5		6		V	$I_E=10\mu A, I_C=0$
Collector Cut-Off Current	$I_{CBO}$		10		10	nA $\mu A$	$V_{CB}=50V, I_E=0$ $V_{CB}=60V, I_E=0$ $V_{CB}=50V, I_E=0, T_{amb}=150^{\circ}C$ $V_{CB}=60V, I_E=0, T_{amb}=150^{\circ}C$
Emitter Cut-Off Current	$I_{EBO}$		10		10	nA	$V_{EB}=3V, I_C=0$
Collector-Emitter Cut-Off Current	$I_{CEX}$		10		10	nA	$V_{CE}=60V, V_{EB(off)}=3V$
Collector-Emitter Saturation Voltage	$V_{CE(sat)}$		0.3 1.0		0.3 1.0	V V	$I_C=150mA, I_B=15mA^*$ $I_C=500mA, I_B=50mA^*$
Base-Emitter Saturation Voltage	$V_{BE(sat)}$	0.6	2.0 2.6	0.6	1.2 2.0	V V	$I_C=150mA, I_B=15mA^*$ $I_C=500mA, I_B=50mA^*$
Static Forward Current Transfer Ratio	$h_{FE}$	35 50 75		35 50 75			$I_C=0.1mA, V_{CE}=10V^*$ $I_C=1mA, V_{CE}=10V$ $I_C=10mA, V_{CE}=10V^*$ $I_C=10mA, V_{CE}=10V, T_{amb}=-55^{\circ}C$ $I_C=150mA, V_{CE}=10V^*$ $I_C=150mA, V_{CE}=1V^*$ $I_C=500mA, V_{CE}=10V^*$

\*Measured under pulsed conditions. Pulse width=300 $\mu s$ . Duty cycle  $\leq 2\%$   
Spice parameter data is available upon request for this device

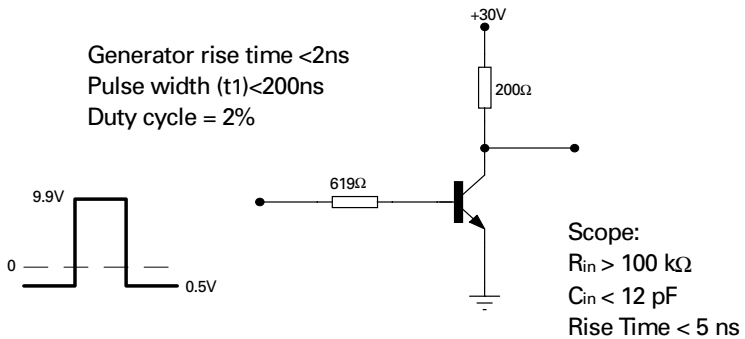
# FMMT2222

# FMMT2222A

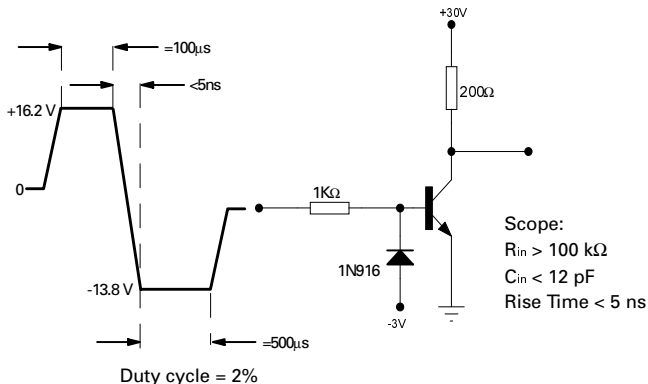
## ELECTRICAL CHARACTERISTICS (at $T_{amb} = 25^{\circ}\text{C}$ unless otherwise stated).

PARAMETER	SYMBOL	FMMT2222		FMMT2222A		UNIT	CONDITIONS.
		MIN.	MAX.	MIN.	MAX.		
Transition Frequency	$f_T$	250		300		MHz	$I_C=20\text{mA}$ , $V_{CE}=20\text{V}$ $f=100\text{MHz}$
Output Capacitance	$C_{obo}$		8		8	pF	$V_{CB}=10\text{V}$ , $I_E=0$ , $f=140\text{KHz}$
Input Capacitance	$C_{ibo}$		30		25	pF	$V_{EB}=0.5\text{V}$ , $I_C=0$ $f=140\text{KHz}$
Delay Time	$t_d$		10		10	ns	$V_{CC}=30\text{V}$ , $V_{BE(off)}=0.5\text{V}$ $I_C=150\text{mA}$ , $I_{B1}=15\text{mA}$ (See Delay Test Circuit)
Rise Time	$t_r$		25		25	ns	
Storage Time	$t_s$		225		225	ns	$V_{CC}=30\text{V}$ , $I_C=150\text{mA}$ $I_{B1}=I_{B2}=15\text{mA}$ (See Storage Test Circuit)
Fall Time	$t_f$		60		60	ns	

### DELAY AND RISE – TEST CIRCUIT



### STORAGE TIME AND FALL TIME – TEST CIRCUIT





LittleDiode supplies new, hard to find or obsolete electronic components and semiconductors all over the world.

With over two million different components listed you are sure to find the part you need.

Feel free to visit us today at our online store:

[LittleDiode.com](http://LittleDiode.com)

Looking forward to providing you with the best possible service.