

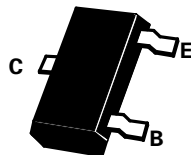
SOT23 NPN SILICON PLANAR MEDIUM POWER TRANSISTOR

FMMT493

ISSUE 3 - NOVEMBER 1995

COMPLEMENTARY TYPE – FMMT593

PARTMARKING DETAIL – 493



SOT23

ABSOLUTE MAXIMUM RATINGS.

PARAMETER	SYMBOL	VALUE	UNIT
Collector-Base Voltage	V_{CBO}	120	V
Collector-Emitter Voltage	V_{CEO}	100	V
Emitter-Base Voltage	V_{EBO}	5	V
Continuous Collector Current	I_C	1	A
Peak Pulse Current	I_{CM}	2	A
Base Current	I_B	200	mA
Power Dissipation at $T_{amb}=25^{\circ}C$	P_{tot}	500	mW
Operating and Storage Temperature Range	$T_j; T_{stg}$	-55 to +150	$^{\circ}C$

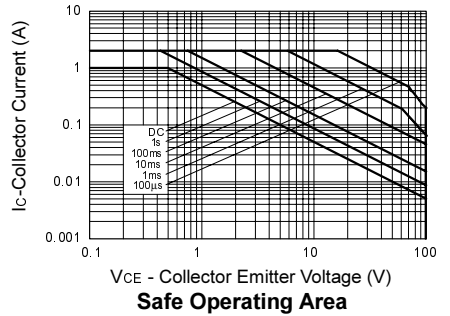
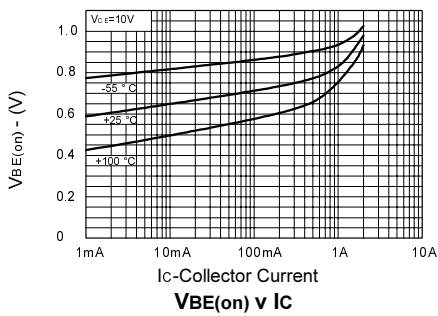
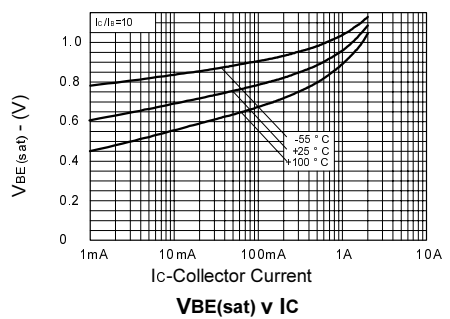
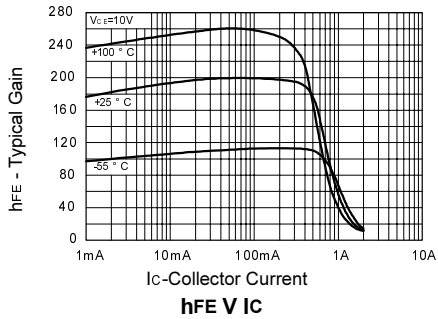
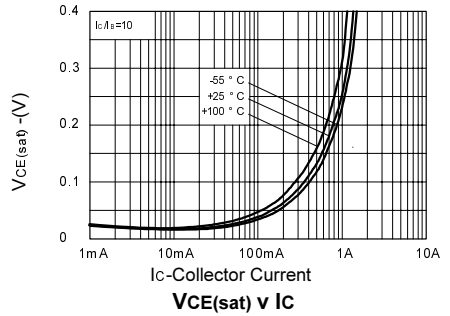
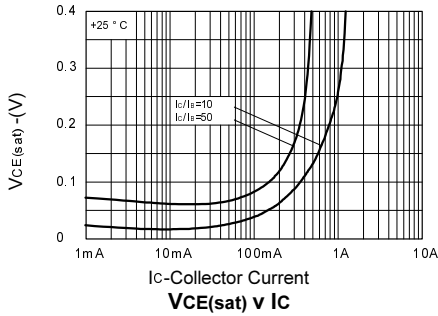
ELECTRICAL CHARACTERISTICS (at $T_{amb} = 25^{\circ}C$).

PARAMETER	SYMBOL	MIN.	MAX.	UNIT	CONDITIONS.
Breakdown Voltages	$V_{(BR)CBO}$	120		V	$I_C=100\mu A$
	$V_{CEO(sus)}$	100		V	$I_C=10mA^*$
	$V_{(BR)EBO}$	5		V	$I_E=100\mu A$
Collector Cut-Off Current	I_{CBO}		100	nA	$V_{CB}=100V$
Collector Cut-Off Current	I_{CES}		100	nA	$V_{CES}=100V$
Emitter Cut-Off Current	I_{EBO}		100	nA	$V_{EB}=4V$
Saturation Voltages	$V_{CE(sat)}$		0.3 0.6	V	$I_C=500mA, I_B=50mA$ $I_C=1A, I_B=100mA$
	$V_{BE(sat)}$		1.15	V	$I_C=1A, I_B=100mA$
Base-Emitter Turn On Voltage	$V_{BE(on)}$		1.0	V	$I_C=1A, V_{CE}=10V$
Static Forward Current Transfer Ratio	h_{FE}	100 100 60 20	300		$I_C=1mA, V_{CE}=10V^*$ $I_C=250mA, V_{CE}=10V^*$ $I_C=500mA, V_{CE}=10V^*$ $I_C=1A, V_{CE}=10V^*$
Transition Frequency	f_T	150		MHz	$I_C=50mA, V_{CE}=10V$ $f=100MHz$
Collector-Base Breakdown Voltage	C_{obo}		10	pF	$V_{CB}=10V, f=1MHz$

*Measured under pulsed conditions. Pulse width=300 μs . Duty cycle $\leq 2\%$

FMMT493

TYPICAL CHARACTERISTICS





LittleDiode supplies new, hard to find or obsolete electronic components and semiconductors all over the world.

With over two million different components listed you are sure to find the part you need.

Feel free to visit us today at our online store:

LittleDiode.com

Looking forward to providing you with the best possible service.