

PRECISION VOLTAGE-TO-FREQUENCY CONVERTER

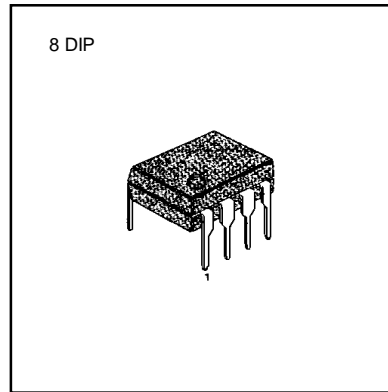
This voltage-to-frequency converter provides the output pulse train at a frequency precisely proportional to the applied input voltage.

The KA331 can operate at power supplies as low as 4.0V and be changed output frequency from 1Hz to 100KHz.

It is ideally suited for use in simple low-cost circuit for analog-to-digital conversion, long-term integration, linear frequency modulation or demodulation, frequency-to-voltage conversion, and many other functions.

FEATURES

- Guaranteed linearity: 0.01% max.
- Low power dissipation: 15mW at 5V
- Wide range of full scale frequency: 1Hz to 100KHz
- Pulse output compatible with all logic forms
- Wide dynamic range: 100dB min at 10KHz full scale frequency



ORDERING INFORMATION

Device	Package	Operating temperature
KA331	8 DIP	0 ~ + 70 °C

BLOCK DIAGRAM



ABSOLUTE MAXIMUM RATINGS ($T_A = 0^\circ\text{C}$)

Characteristic	Symbol	Value	Unit
Supply Voltage	V_{CC}	40	V
Input Voltage	V_I	-0.2 to + V_{CC}	V
Operating Temperature Range	T_{OPR}	0 to 70	$^\circ\text{C}$
Power Dissipation	P_D	500	mW

ELECTRICAL CHARACTERISTICS

Characteristics	Symbol	Test Conditions	Min	Typ	Max	Unit
VFC Non-Linearity	VFCNL	$4.5 \leq V_{CC} \leq 20V$	—	± 0.003	± 0.01	% Full-Scale
Conversion Accuracy Scale Factor	ACCUR	$V_I = -10V, R_S = 14K\Omega$	0.90	1.00	1.10	KHz/V
Change of gain with V_{CC}	$\Delta G / \Delta V_{CC}$	$4.5V \leq V_{CC} \leq 10V$	—	0.01	0.1	% / V
		$10V \leq V_{CC} \leq 40V$	—	0.006	0.06	
Rated Full - Scale Frequency	f	$V_I = -10V$	10.0	—	—	KHz
INPUT COMPARATOR						
Offset Voltage	V_{IO}	$T_{MIN} \leq T_A \leq T_{MAX}$	—	± 3	± 10	mV
Bias Current	I_{BIAS}		—	-80	-300	nA
Offset Current	I_{IO}		—	± 8	± 100	nA
Common-Mode Range	V_{CM}	$T_{MIN} \leq T_A \leq T_{MAX}$	-0.2	—	$V_{CC}-2.0$	V
TIMER (PIN 5)						
Timer Threshold Voltage	V_{TH}		0.63	0.667	0.701	$\times V_S$
Input Bias Current	I_{BIAS}	$V_{CC} = 15V, 0V \leq V_5 \leq 9.9V$	—	± 10	± 100	nA
		$V_5 = 10V$	—	200	1000	nA
Saturation Voltage	V_{SAT}	$I = 5mA$	—	0.22	0.5	V
CURRENT SOURCE (PIN 1)						
Output Current	I_O	$R_S = 14K\Omega, V_I = 0V$	116	136	156	μA
Change with Voltage	$\Delta I_O / \Delta V_I$	$0V \leq V_I \leq 10V$	—	0.2	1.0	μA
Current Source Off Leakage	I_{LKG}		—	0.02	10.0	nA
REFERENCE VOLTAGE (PIN 2)						
Reference Voltage	V_{REF}		1.70	1.89	2.08	V_{DC}
Stability vs Temperature	ST_T		—	± 60	—	ppm/ $^\circ\text{C}$
Stability vs Time, 1000Hours	ST_T		—	± 0.1	—	%

ELECTRICAL CHARACTERISTICS (Continued)

Characteristics	Symbol	Test Conditions	Min	Typ	Max	Unit
LOGIC OUTPUT (Pin 3)						
Saturation Voltage	V_{SAT}	$I = 5mA$	—	0.15	0.50	V
		$I = 3.2mA$	—	0.10	0.40	
Off Leakage	I_{LKG}		—	± 0.05	1.0	nA
SUPPLY CURRENT						
Supply Current	I_{CC}	$V_{CC} = 5V$	1.5	3.0	6.0	mA
		$V_{CC} = 40V$	2.0	4.0	8.0	

TYPICAL APPLICATIONS

Fig. 1 Precision Voltage-to-Frequency Converter, 100KHz Full-Scale

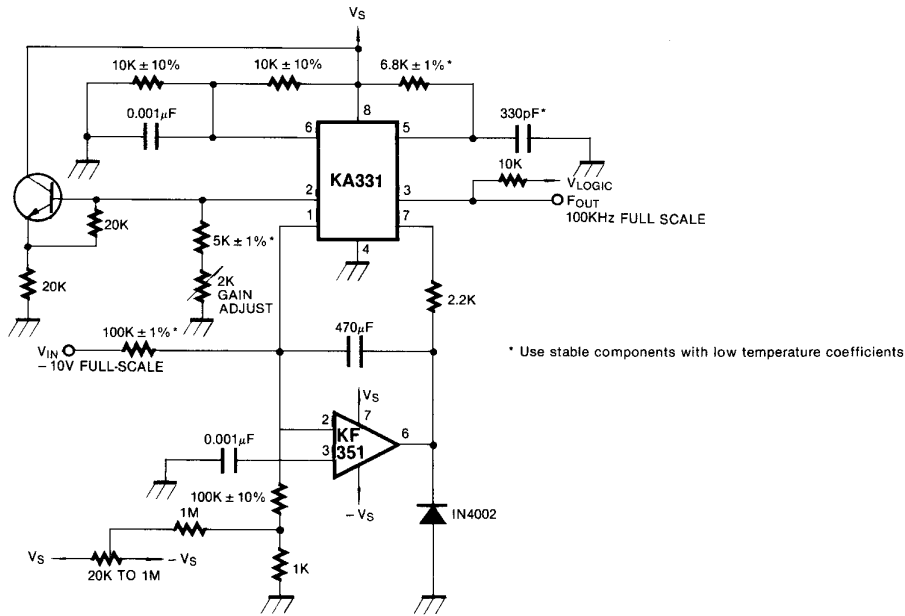


Fig. 2 Simple Frequency-to-Voltage Converter, 10KHz Full-Scale

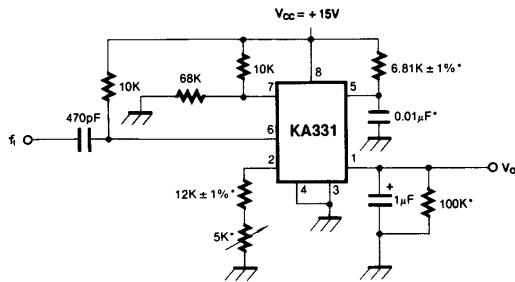
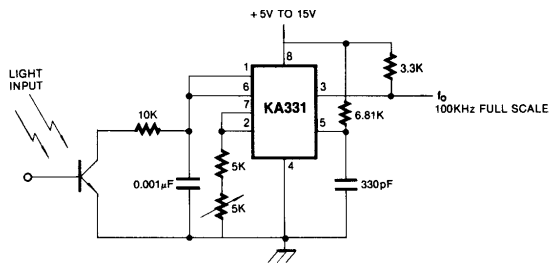


Fig. 3 Light Intensity to Frequency Converter



TRADEMARKS

The following are registered and unregistered trademarks Fairchild Semiconductor owns or is authorized to use and is not intended to be an exhaustive list of all such trademarks.

ACEx™	ISOPLANAR™	UHC™
CoolFET™	MICROWIRE™	VCX™
CROSSVOLT™	POP™	
E ² CMOS™	PowerTrench™	
FACT™	QST™	
FACT Quiet Series™	Quiet Series™	
FAST®	SuperSOT™-3	
FASTr™	SuperSOT™-6	
GTO™	SuperSOT™-8	
HiSeC™	TinyLogic™	

DISCLAIMER

FAIRCHILD SEMICONDUCTOR RESERVES THE RIGHT TO MAKE CHANGES WITHOUT FURTHER NOTICE TO ANY PRODUCTS HEREIN TO IMPROVE RELIABILITY, FUNCTION OR DESIGN. FAIRCHILD DOES NOT ASSUME ANY LIABILITY ARISING OUT OF THE APPLICATION OR USE OF ANY PRODUCT OR CIRCUIT DESCRIBED HEREIN; NEITHER DOES IT CONVEY ANY LICENSE UNDER ITS PATENT RIGHTS, NOR THE RIGHTS OF OTHERS.

LIFE SUPPORT POLICY

FAIRCHILD'S PRODUCTS ARE NOT AUTHORIZED FOR USE AS CRITICAL COMPONENTS IN LIFE SUPPORT DEVICES OR SYSTEMS WITHOUT THE EXPRESS WRITTEN APPROVAL OF FAIRCHILD SEMICONDUCTOR CORPORATION. As used herein:

1. Life support devices or systems are devices or systems which, (a) are intended for surgical implant into the body, or (b) support or sustain life, or (c) whose failure to perform when properly used in accordance with instructions for use provided in the labeling, can be reasonably expected to result in significant injury to the user.
2. A critical component is any component of a life support device or system whose failure to perform can be reasonably expected to cause the failure of the life support device or system, or to affect its safety or effectiveness.

PRODUCT STATUS DEFINITIONS

Definition of Terms

Datasheet Identification	Product Status	Definition
Advance Information	Formative or In Design	This datasheet contains the design specifications for product development. Specifications may change in any manner without notice.
Preliminary	First Production	This datasheet contains preliminary data, and supplementary data will be published at a later date. Fairchild Semiconductor reserves the right to make changes at any time without notice in order to improve design.
No Identification Needed	Full Production	This datasheet contains final specifications. Fairchild Semiconductor reserves the right to make changes at any time without notice in order to improve design.
Obsolete	Not In Production	This datasheet contains specifications on a product that has been discontinued by Fairchild semiconductor. The datasheet is printed for reference information only.