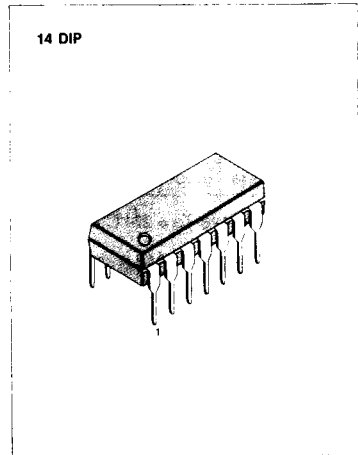


**DUAL EQUALIZER AMPLIFIER WITH ALC**

The KA7226 is a monolithic integrated circuit consisting of a dual equalize amplifier with ALC. It is suitable for use in the record/ playback amplifier of stereo radio cassettes.

**FEATURES**

- Dual equalizer amplifier with ALC circuit
- Built-in buffer amplifier
- Not necessary input coupling capacitor
- Quick stabilization after power on
- High output voltage:  $V_o = 1.7V$  (Typ) at THD = 1%
- Wide operating supply voltage range:  $V_{cc} = 3V \sim 16V$



3

**BLOCK DIAGRAM**

**ORDERING INFORMATION**

Device	Package	Operating Temperature
KA7226	14 DIP	-25°C ~ +75°C

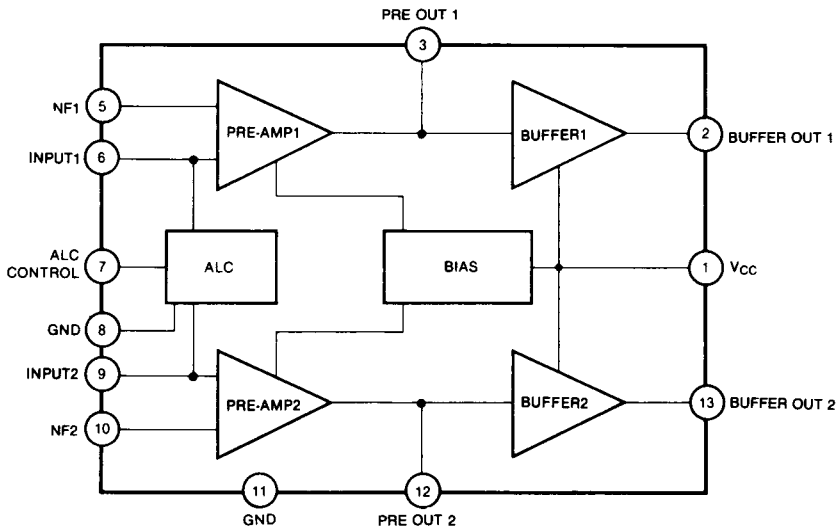


Fig. 1

**ABSOLUTE MAXIMUM RATINGS** ( $T_a = 25^\circ\text{C}$ )

Characteristic	Symbol	Value	Unit
Supply Voltage	$V_{CC}$	16	V
Power Dissipation	$P_D$	600	mW
Operating Temperature	$T_{OPR}$	-25 ~ +75	$^\circ\text{C}$
Storage Temperature	$T_{STG}$	-40 ~ +125	$^\circ\text{C}$

\* : Derated above  $T_a = 25^\circ\text{C}$  in the propotion of  $5\text{mW}/^\circ\text{C}$ .

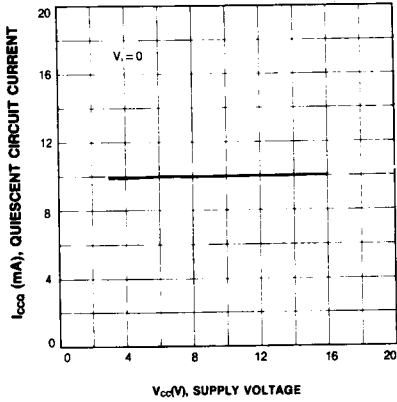
**ELECTRICAL CHARACTERISTICS**

( $T_a = 25^\circ\text{C}$ ,  $V_{CC} = 5\text{V}$ ,  $f = 1\text{KHz}$ , unless otherwise specified)

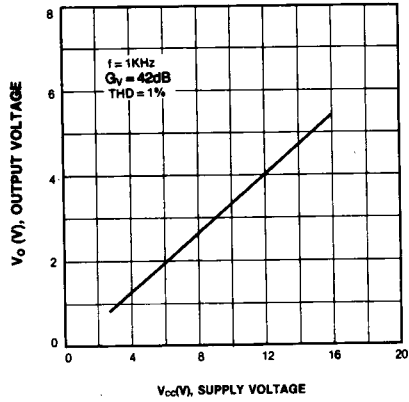
Characteristic	Symbol	Test Conditions	Min	Typ	Max	Unit
Quiescent Circuit Current	$I_{CCQ}$	$V_I = 0$	6	10	15	mA
ALC Range	$\Delta V_{ALC}$	$V_I = -60\text{dBm}$	35	40		dB
ALC Voltage	$V_{O(ALC)}$	$V_I = -20\text{dBm}$	-3	-1	1	dBm
ALC Distortion	$\text{THD}_{ALC}$	$V_I = -20\text{dBm}$		0.6	2.0	%
ALC Balance	$\text{CB}_{ALC}$	$V_I = -20\text{dBm}$		0	2	dB
Output Voltage	$V_O$	$\text{THD} = 1\%$	1.3	1.7		V
Cross Talk	CT	$R_G = 2.2\text{K}\Omega$ $V_O = 0\text{dBm}$	40	60		dB
Open Loop Voltage Gain	$G_{VO}$	$V_I = -80\text{dBm}$	67	75		dB
Equivalent Input Noise Voltage	$V_{NI}$	$R_G = 2.2\text{K}\Omega$ ,		1.3	2.7	$\mu\text{V}$



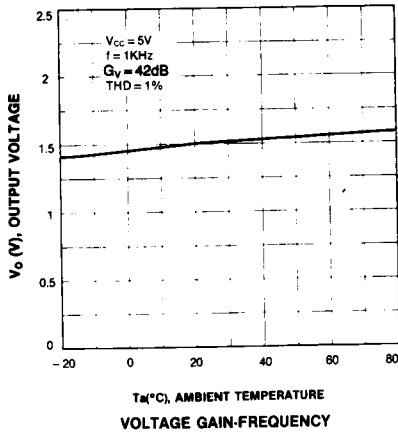
QUIESCENT CIRCUIT CURRENT-SUPPLY VOLTAGE



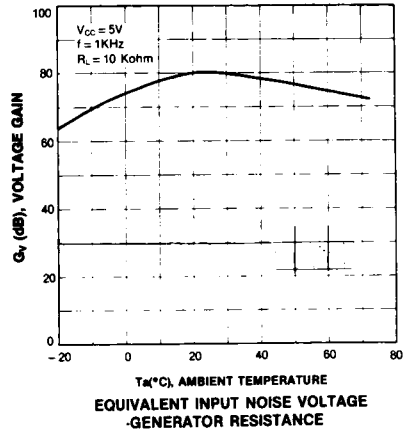
OUTPUT VOLTAGE-SUPPLY VOLTAGE



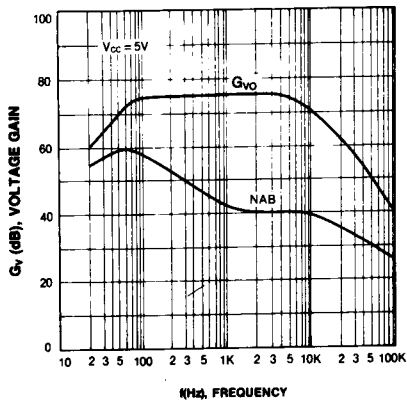
OUTPUT VOLTAGE-AMBIENT TEMPERATURE



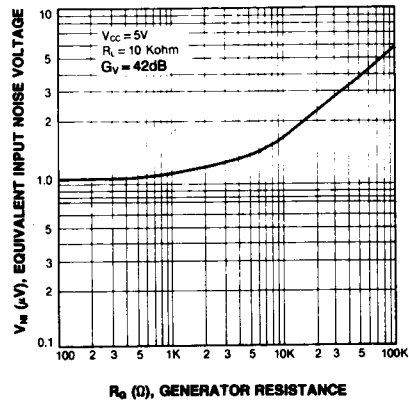
VOLTAGE GAIN-AMBIENT TEMPERATURE



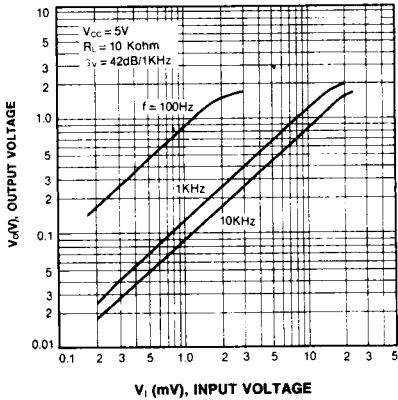
VOLTAGE GAIN-FREQUENCY



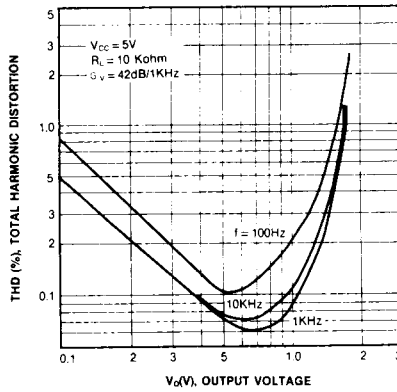
EQUIVALENT INPUT NOISE VOLTAGE-GENERATOR RESISTANCE



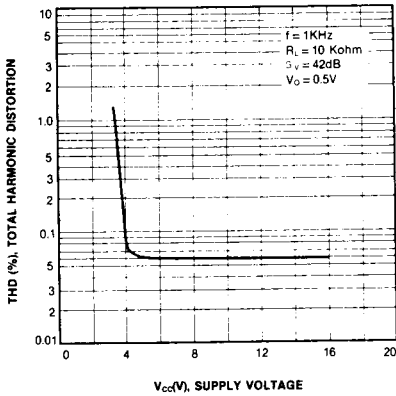
OUTPUT VOLTAGE-INPUT VOLTAGE



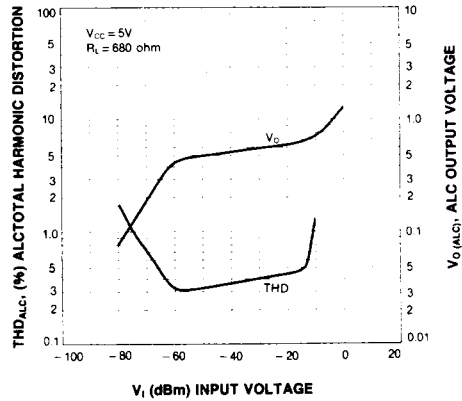
TOTAL HARMONIC DISTORTION-OUTPUT VOLTAGE



TOTAL HARMONIC DISTORTION-SUPPLY VOLTAGE



ALC OUTPUT VOLTAGE ALC TOTAL HARMONIC DISTORTION-INPUT VOLTAGE



## APPLICATION CIRCUIT

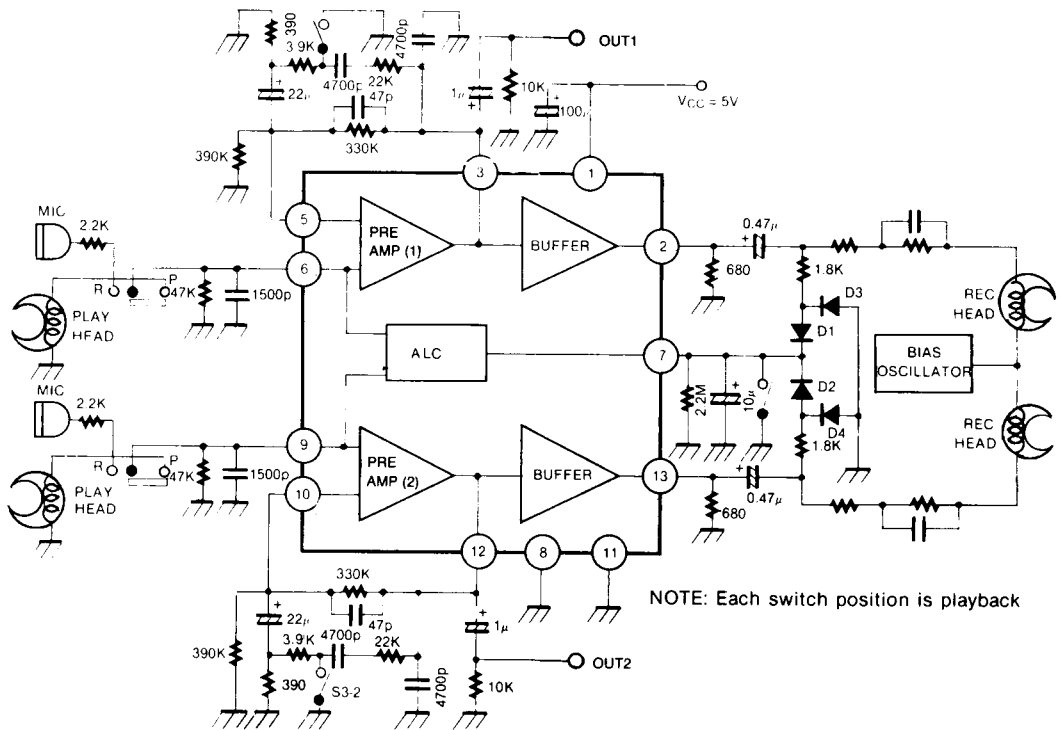


Fig. 3

Copyright (c) 1988-93 Reed Publishing (USA) Inc.  
ALL RIGHTS RESERVED.

THIS IMAGE DATABASE HAS BEEN CREATED BY CAHNERS TECHNICAL INFORMATION SERVICE, A DIVISION OF REED PUBLISHING (USA)., AND IS PROPRIETARY TO CAHNERS TECHNICAL INFORMATION SERVICE. NO PART OF THIS DATABASE MAY BE DUPLICATED IN HARD COPY OR MACHINE READABLE FORM WITHOUT PRIOR WRITTEN AUTHORIZATION FROM CAHNERS TECHNICAL INFORMATION SERVICE, EXCEPT THAT LICENSEE IS GRANTED A LIMITED, NON-EXCLUSIVE LICENSE TO REPRODUCE LIMITED PORTIONS OF THE DATABASE FOR LICENSEE'S INTERNAL USE PROVIDED THAT A SUITABLE NOTICE OF COPYRIGHT IS INCLUDED ON ALL COPIES. UNDER NO CIRCUMSTANCES MAY COPIES BE MADE FOR RESALE IN ANY MEDIA.



LittleDiode supplies new, hard to find or obsolete electronic components and semiconductors all over the world.

With over two million different components listed you are sure to find the part you need.

Feel free to visit us today at our online store:

**[LittleDiode.com](http://LittleDiode.com)**

Looking forward to providing you with the best possible service.