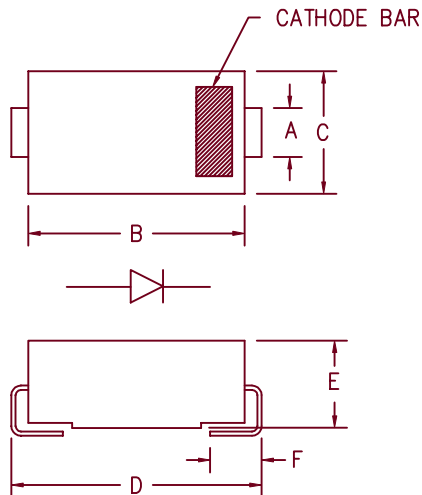


# 1 Amp Schottky Rectifier HSM150J, HSM160J



Dim.	Inches		Millimeter		Notes
	Minimum	Maximum	Minimum	Maximum	
A	.073	.087	1.85	2.21	
B	.160	.180	4.06	4.57	
C	.130	.155	3.30	3.94	
D	.205	.220	5.21	5.59	
E	.075	.130	1.91	3.30	
F	.030	.060	.76	1.52	

## DO-214BA Package

Microsemi Catalog Number	Industry Part Number	Working Peak Reverse Voltage	Repetitive Peak Reverse Voltage
HSM150J		50V	50V
HSM160J	10MQ060N 10BQ060 SK16	60V	60V

- Schottky Barrier Rectifier
- Guard Ring Protection
- 150°C Junction Temperature
- VRRM 50 to 60 Volts
- Surface mount package

### Electrical Characteristics

Average forward current	I <sub>F(AV)</sub> 1.0 Amps	Square wave
Maximum surge current	I <sub>FSM</sub> 50 Amps	8.3ms, half sine, T <sub>J</sub> = 150°C
Max peak forward voltage	V <sub>FM</sub> .51 Volts	I <sub>FM</sub> = 0.1A: T <sub>J</sub> = 25°C*
Max peak forward voltage	V <sub>FM</sub> .69 Volts	I <sub>FM</sub> = 1.0A: T <sub>J</sub> = 25°C*
Max peak reverse current	I <sub>RM</sub> 100 μA	V <sub>R</sub> = 5.0V, T <sub>J</sub> = 25°C
Typical junction capacitance	C <sub>J</sub> 53pF	

\*Pulse test: Pulse width 300 μsec, Duty cycle 2%

### Thermal and Mechanical Characteristics

Storage temperature range	T <sub>STG</sub>	-55°C to 175°C
Operating junction temp range	T <sub>J</sub>	-55°C to 175°C
Maximum thermal resistance	R <sub>θJL</sub>	15°C/W Junction to lead
Weight		.0047 ounces (.013 grams) typical

11-20-01 Rev. 3

# HSM150J, HSM160J

Figure 1  
Typical Forward Characteristics

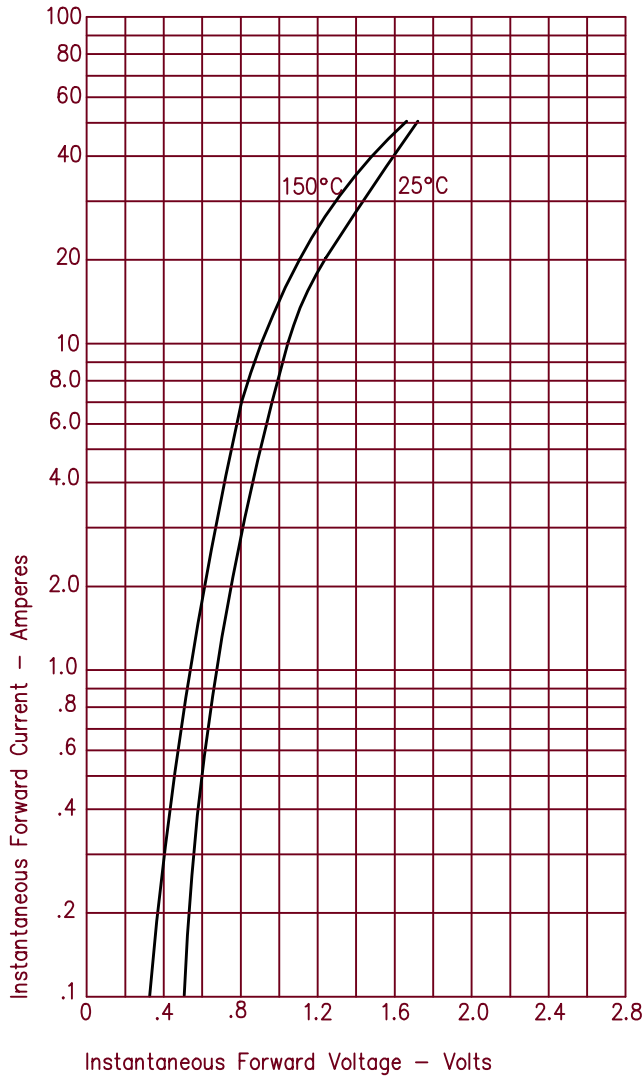


Figure 3  
Typical Junction Capacitance

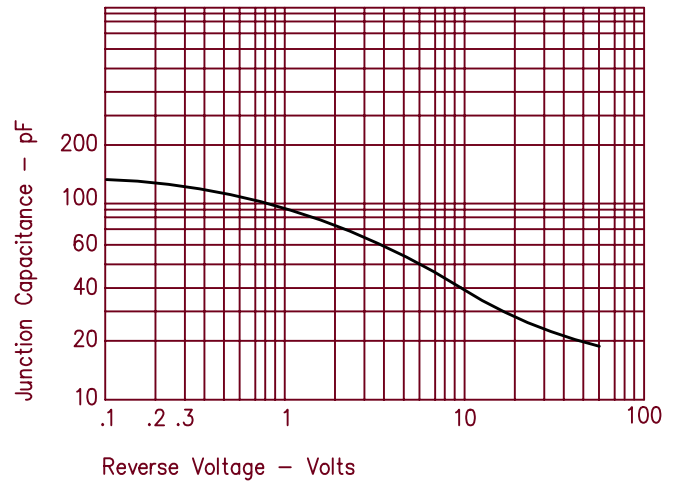
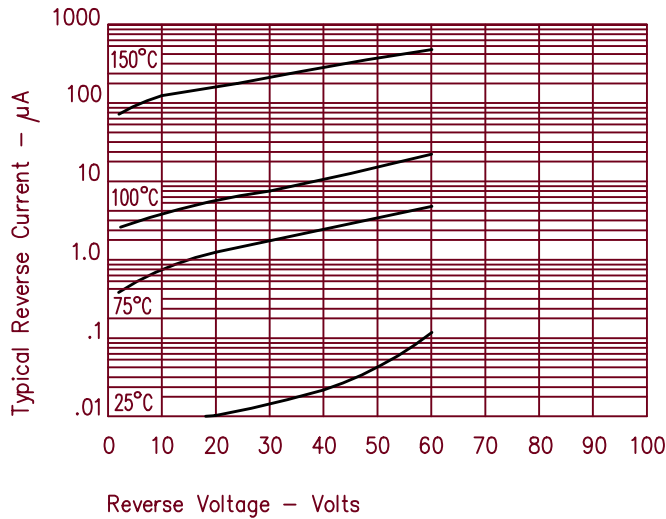


Figure 2  
Typical Forward Characteristics





LittleDiode supplies new, hard to find or obsolete electronic components and semiconductors all over the world.

With over two million different components listed you are sure to find the part you need.

Feel free to visit us today at our online store:

[LittleDiode.com](http://LittleDiode.com)

Looking forward to providing you with the best possible service.