

NPN SILICON POWER TRANSISTOR

The 2N6569 is a general-purpose, EPIBAS power transistor designed for low voltage amplifier power switching applications.

FEATURES:

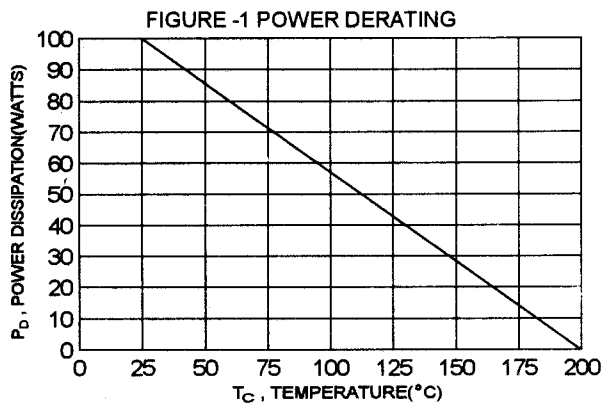
- * Safe Operating Area- Full Power Rating to 40V
- * EPIBASE Performance in Gain and Speed
- * Metal Can Reliability - TO-3 Package
- * Complement to PNP 2N6594
- * All-Purpose Replacement for Industry Standard 2N3055

MAXIMUM RATINGS

Characteristic	Symbol	2N6569	Unit
Collector-Emitter Voltage	V_{CEO}	40	V
Collector-Base Voltage	V_{CBO}	45	V
Collector-Base Voltage	V_{EBO}	5.0	V
Collector current - Continuous	I_C	12	A
- Peak	I_{CM}	24	
Base current - Continuous	I_B	5.0	A
Emitter current - Continuous	I_E	17	A
- Peak	I_{EM}	34	
Total Power Dissipation @ $T_c = 25^\circ\text{C}$ Derate above 25°C	P_D	100 0.572	W W/ $^\circ\text{C}$
Operating and Storage Junction Temperature Range	T_J, T_{STG}	- 65 to +200	$^\circ\text{C}$

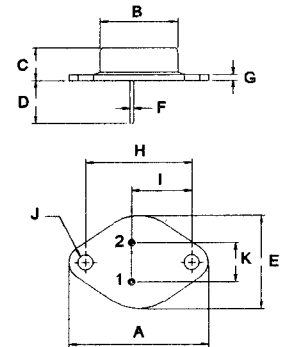

THERMAL CHARACTERISTICS

Characteristic	Symbol	Max	Unit
Thermal Resistance Junction to Case	$R_{\theta jc}$	1.75	$^\circ\text{C}/\text{W}$



**NPN
2N6569**

**12 AMPERE
NPN SILICON
POWER TRANSISTORS
40 VOLTS
100 WATTS**



PIN 1. BASE
2. EMITTER
COLLECTOR (CASE)

DIM	MILLIMETERS	
	MIN	MAX
A	38.75	39.96
B	19.28	22.23
C	7.96	9.28
D	11.18	12.19
E	25.20	26.67
F	0.92	1.09
G	1.38	1.62
H	29.90	30.40
I	16.64	17.30
J	3.88	4.36
K	10.67	11.18

TO-3

ELECTRICAL CHARACTERISTICS ($T_c = 25^\circ\text{C}$ unless otherwise noted)

Characteristic	Symbol	Min	Max	Unit
----------------	--------	-----	-----	------

OFF CHARACTERISTICS

Collector - Emitter Sustaining Voltage (1) ($I_C = 100 \text{ mA}$, $I_B = 0$)	$V_{CEO(sus)}$	40		V
Collector Cutoff Current ($V_{CEO} = 40 \text{ V}$, $I_B = 0$)	I_{CEO}		1.0	mA
Collector Cutoff Current ($V_{CBO} = 45 \text{ V}$, $I_E = 0$)	I_{CBO}		1.0	mA
Emitter Cutoff Current ($V_{EB} = 5.0 \text{ V}$, $I_C = 0$)	I_{EBO}		5.0	mA

ON CHARACTERISTICS(1)

DC Current Gain ($I_C = 4.0 \text{ A}$, $V_{CE} = 3.0 \text{ V}$) ($I_C = 12 \text{ A}$, $V_{CE} = 4.0 \text{ V}$)	hFE	15 5.0	200 100	
Collector-Emitter Saturation Voltage ($I_C = 4.0 \text{ A}$, $I_B = 0.4 \text{ A}$) ($I_C = 12 \text{ A}$, $I_B = 2.4 \text{ A}$)	$V_{CE(sat)}$		1.5 4.0	V
Base-Emitter Saturation Voltage ($I_C = 4.0 \text{ A}$, $I_B = 0.4 \text{ A}$)	$V_{BE(sat)}$		2.0	V

DYNAMIC CHARACTERISTICS

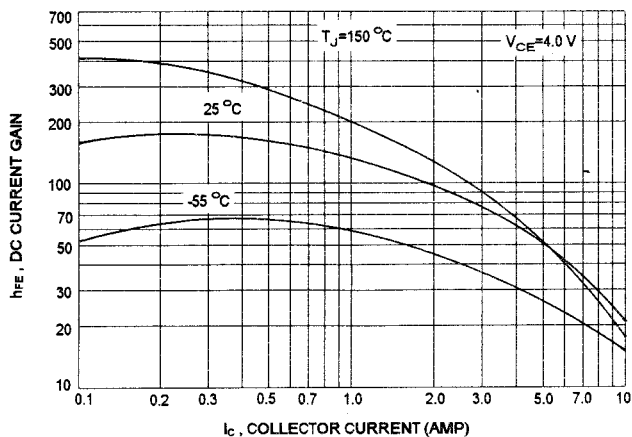
Current-Gain-Bandwidth Product (2) ($I_C = 1.0 \text{ A}$, $V_{CE} = 4.0 \text{ V}$, $f = 0.5 \text{ MHz}$)	f_T	1.5	20	MHz
--	-------	-----	----	-----

SWITCHING CHARACTERISTICS

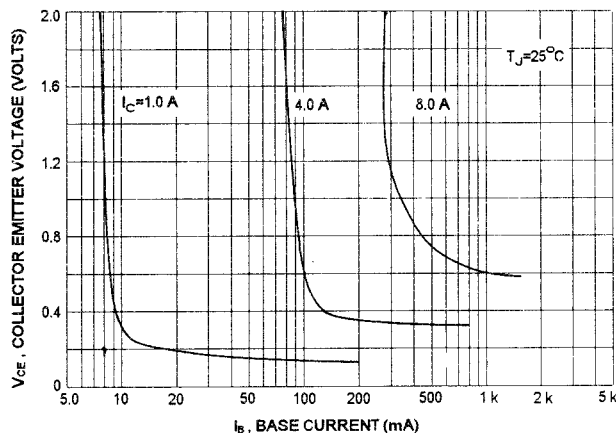
Delay Time	$V_{CC} = 30 \text{ V}$ $I_C = 2.0 \text{ A}$ $I_{B1} = -I_{B2} = 0.2 \text{ A}$ $t_p = 25 \text{ us}$ Duty Cycle $\leq 2.0\%$	t_d	0.4	us
Rise Time		t_r	1.5	us
Storage Time		t_s	5.0	us
Fall Time		t_f	1.5	us

(1) Pulse Test: Pulse width = 300 us , Duty Cycle $\leq 2.0\%$ (2) $f_T = |h_{fe}| \cdot f_{test}$

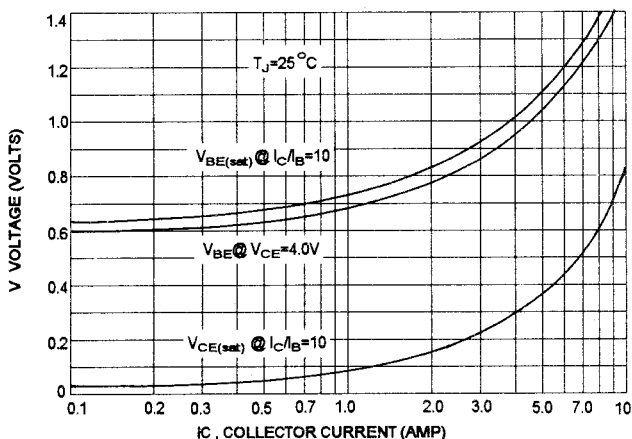
DC CURRENT GAIN



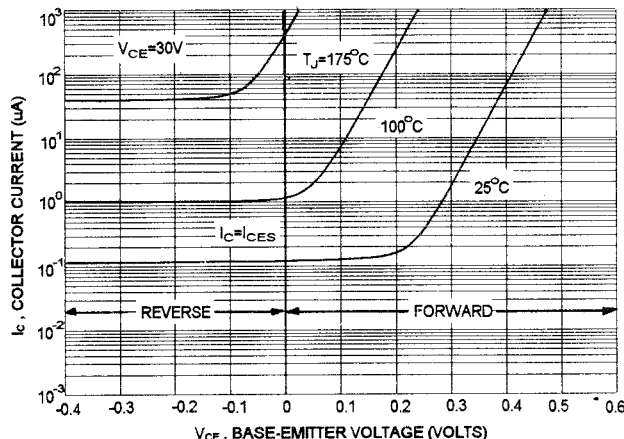
COLLECTOR SATURATION REGION



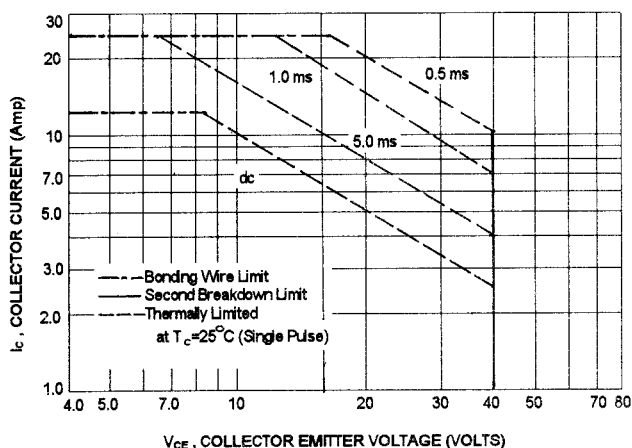
"ON" VOLTAGES



COLLECTOR CUT-OFF REGION



ACTIVE-REGION SAFE OPERATING AREA (SOA)



There are two limitation on the power handling ability of a transistor: average junction temperature and second breakdown safe operating area curves indicate I_C - V_{CE} limits of the transistor that must be observed for reliable operation i.e., the transistor must not be subjected to greater dissipation than curves indicate.

The data of SOA curve is base on $T_{J(PK)} = 200^\circ\text{C}$; T_C is variable depending on conditions. second breakdown pulse limits are valid for duty cycles to 10% provided $T_{J(PK)} \leq 200^\circ\text{C}$. At high case temperatures, thermal limita - tion will reduce the power that can be handled to values less than the limitations imposed by second breakdown.



LittleDiode supplies new, hard to find or obsolete electronic components and semiconductors all over the world.

With over two million different components listed you are sure to find the part you need.

Feel free to visit us today at our online store:

LittleDiode.com

Looking forward to providing you with the best possible service.