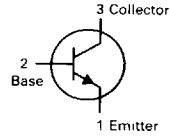

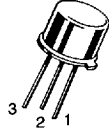


**MAXIMUM RATINGS**

Rating	Symbol	2N718A 2N956	2N1711	Unit
Collector-Emitter Voltage	$V_{CE}$	50		Vdc
Collector-Base Voltage	$V_{CBO}$	75		Vdc
Emitter-Base Voltage	$V_{EBO}$	7.0		Vdc
Total Device Dissipation @ $T_A = 25^\circ\text{C}$ Derate above $25^\circ\text{C}$	$P_D$	500 2.86	800 4.57	mW mW/°C
Total Device Dissipation @ $T_C = 25^\circ\text{C}$ Derate above $25^\circ\text{C}$	$P_D$	1.8 10.3	3.0 17.15	Watts mW/°C
Operating and Storage Junction Temperature Range	$T_J, T_{stg}$	-65 to +200		°C

**THERMAL CHARACTERISTICS**

Characteristic	Symbol	2N718A 2N956	2N1711	Unit
Thermal Resistance, Junction to Ambient	$R_{\theta JA}$	350	58	°C/W
Thermal Resistance, Junction to Case	$R_{\theta JC}$	97	219	°C/W

**2N718A  
2N956**
**CASE 22-03, STYLE 1  
TO-18 (TO-206AA)**

**2N1711**  
**CASE 79-04, STYLE 1  
TO-39 (TO-205AD)**

**GENERAL PURPOSE  
TRANSISTORS**
**NPN SILICON**

Refer to 2N3019 for graphs.

**ELECTRICAL CHARACTERISTICS ( $T_A = 25^\circ\text{C}$  unless otherwise noted.)**

Characteristic	Symbol	Min	Typ	Max	Unit
<b>OFF CHARACTERISTICS</b>					
Collector-Emitter Breakdown Voltage ( $I_C = 100\text{ mA dc}$ , pulsed; $R_{BE} \leq 10\text{ ohms}$ )(1)	$V_{CE(sus)}$	50	—	—	Vdc
Collector-Base Breakdown Voltage ( $I_C = 100\text{ }\mu\text{A dc}$ , $I_E = 0$ )	$V_{(BR)CBO}$	75	—	—	Vdc
Emitter-Base Breakdown Voltage ( $I_E = 100\text{ }\mu\text{A dc}$ , $I_C = 0$ )	$V_{(BR)EBO}$	7.0	—	—	Vdc
Collector Cutoff Current ( $V_{CB} = 60\text{ Vdc}$ , $I_E = 0$ ) ( $V_{CB} = 60\text{ Vdc}$ , $I_E = 0$ , $T_A = 150^\circ\text{C}$ )	$I_{CBO}$	—	0.001	0.01 10	$\mu\text{A dc}$
Emitter Cutoff Current ( $V_{EB} = 5.0\text{ Vdc}$ , $I_C = 0$ )	$I_{EBO}$	—	—	0.010 0.005	$\mu\text{A dc}$
		2N718A, 2N956, 2N1711			

**ON CHARACTERISTICS**

DC Current Gain ( $I_C = 0.01\text{ mA dc}$ , $V_{CE} = 10\text{ Vdc}$ )		2N956, 2N1711	$h_{FE}$	20	—	—	—
( $I_C = 0.1\text{ mA dc}$ , $V_{CE} = 10\text{ Vdc}$ )		2N718A, 2N956, 2N1711	20 35	—	—	—	—
( $I_C = 10\text{ mA dc}$ , $V_{CE} = 10\text{ Vdc}$ )		2N718A, 2N956, 2N1711	35 75	—	—	—	—
( $I_C = 10\text{ mA dc}$ , $V_{CE} = 10\text{ Vdc}$ , $T_A = -55^\circ\text{C}$ )		2N718A, 2N956, 2N1711	20 35	—	—	—	—
( $I_C = 150\text{ mA dc}$ , $V_{CE} = 10\text{ Vdc}$ )(1)		2N718A, 2N956, 2N1711	40 100	—	—	120 300	—
( $I_C = 500\text{ mA dc}$ , $V_{CE} = 10\text{ Vdc}$ )(1)		2N718A, 2N956, 2N1711	20 40	—	—	—	—
Collector-Emitter Saturation Voltage(1) ( $I_C = 150\text{ mA dc}$ , $I_B = 15\text{ mA dc}$ )	$V_{CE(sat)}$	—	0.24	1.5	Vdc		
Base-Emitter Saturation Voltage(1) ( $I_C = 150\text{ mA dc}$ , $I_B = 15\text{ mA dc}$ )	$V_{BE(sat)}$	—	1.0	1.3	Vdc		

 (1) Pulse Test: Pulse Width  $\leq 300\text{ }\mu\text{s}$ , Duty Cycle  $\leq 2.0\%$ .

<http://www.bocasemi.com>

**2N718A, 2N956, 2N1711**ELECTRICAL CHARACTERISTICS (continued) ( $T_A = 25^\circ\text{C}$  unless otherwise noted.)

Characteristic	Symbol	Min	Typ	Max	Unit
<b>SMALL-SIGNAL CHARACTERISTICS</b>					
Current-Gain — Bandwidth Product ( $I_C = 50 \text{ mAdc}$ , $V_{CE} = 10 \text{ Vdc}$ , $f = 20 \text{ MHz}$ )	$f_T$	60 70	300 300	—	MHz
Output Capacitance ( $V_{CB} = 10 \text{ Vdc}$ , $I_E = 0$ , $f = 1 \text{ MHz}$ )	$C_{obo}$	—	4.0	25	pF
Input Capacitance ( $V_{EB} = 0.5 \text{ Vdc}$ , $I_C = 0$ , $f = 1 \text{ MHz}$ )	$C_{ibo}$	—	20	80	pF
Input Impedance ( $I_C = 1.0 \text{ mAdc}$ , $V_{CB} = 5.0 \text{ Vdc}$ , $f = 1.0 \text{ kHz}$ ) ( $I_C = 5.0 \text{ mAdc}$ , $V_{CB} = 10 \text{ Vdc}$ , $f = 1.0 \text{ kHz}$ )	$h_{ib}$	24 4.0	— —	34 8.0	ohms
Voltage Feedback Ratio ( $I_C = 1.0 \text{ mAdc}$ , $V_{CB} = 5.0 \text{ Vdc}$ , $f = 1.0 \text{ kHz}$ )  ( $I_C = 5.0 \text{ mAdc}$ , $V_{CB} = 10 \text{ Vdc}$ , $f = 1.0 \text{ kHz}$ )	$h_{rb}$	— —	— —	3.0 5.0	$\times 10^{-4}$
Small-Signal Current Gain ( $I_C = 1.0 \text{ mAdc}$ , $V_{CE} = 5.0 \text{ Vdc}$ , $f = 1.0 \text{ kHz}$ )  ( $I_C = 5.0 \text{ mAdc}$ , $V_{CE} = 10 \text{ Vdc}$ , $f = 1.0 \text{ kHz}$ )	$h_{fe}$	30 50	— —	100 200	—
Output Admittance ( $I_C = 1.0 \text{ mAdc}$ , $V_{CB} = 5.0 \text{ Vdc}$ , $f = 1.0 \text{ kHz}$ ) ( $I_C = 5.0 \text{ mAdc}$ , $V_{CB} = 10 \text{ Vdc}$ , $f = 1.0 \text{ kHz}$ )	$h_{ob}$	0.05 0.05	— —	0.5 0.5	$\mu\text{mhos}$
Noise Figure ( $I_C = 300 \mu\text{A}$ , $V_{CE} = 10 \text{ Vdc}$ , $f = 1.0 \text{ kHz}$ )	NF	— —	— —	12 8.0	dB

**Boca Semiconductor Corp. □****BSC □****<http://www.bocasemi.com>**



LittleDiode supplies new, hard to find or obsolete electronic components and semiconductors all over the world.

With over two million different components listed you are sure to find the part you need.

Feel free to visit us today at our online store:

[LittleDiode.com](http://LittleDiode.com)

Looking forward to providing you with the best possible service.