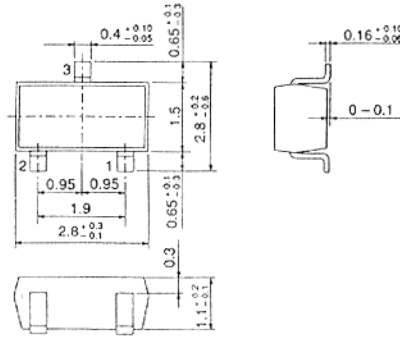


2SA1484

SILICON PNP EPITAXIAL
LOW FREQUENCY AMPLIFIER



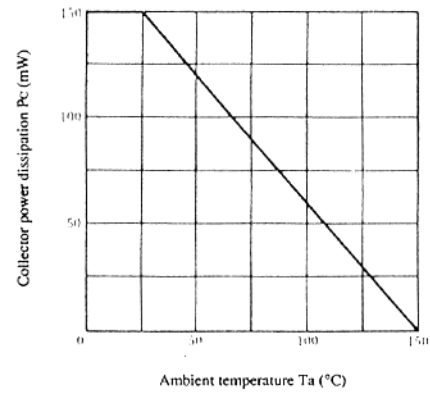
1. Emitter
 2. Base
 3. Collector
- (Dimensions in mm)

(MPAK)

■ ABSOLUTE MAXIMUM RATINGS (Ta=25°C)

Item	Symbol	2SA1484	Unit
Collector to base voltage	V _{CB0}	-90	V
Collector to emitter voltage	V _{CE0}	-90	V
Emitter to base voltage	V _{EB0}	-5	V
Collector current	I _C	-100	mA
Collector power dissipation	P _C	150	mW
Junction temperature	T _J	150	°C
Storage temperature	T _{stg}	-55 to +150	°C

MAXIMUM COLLECTOR DISSIPATION CURVE



■ ELECTRICAL CHARACTERISTICS (Ta=25°C)

Item	Symbol	Test Condition	min.	typ.	max.	Unit
Collector to base breakdown voltage	V _{(BR)CBO}	I _C = -10μA, I _E = 0	-90	—	—	V
Collector to emitter breakdown voltage	V _{(BR)CEO}	I _C = -1mA, R _{BE} = ∞	-90	—	—	V
Emitter to base breakdown voltage	V _{(BR)EBO}	I _E = -10μA, I _C = 0	-5	—	—	V
Collector cutoff current	I _{CBO}	V _{CB} = -70V, I _E = 0	—	—	-0.1	μA
Emitter cutoff current	I _{EBO}	V _{EB} = -2V, I _C = 0	—	—	-0.1	μA
DC current transfer ratio	h _{FE} *	V _{CE} = -12V, I _C = -2mA**	250	—	800	
Collector to emitter saturation voltage	V _{CE(sat)}	I _C = -10mA, I _B = -1mA**	—	—	-0.1	V
Base to emitter saturation voltage	V _{BE(sat)}	I _C = -10mA, I _B = -1mA**	—	—	-1.0	V

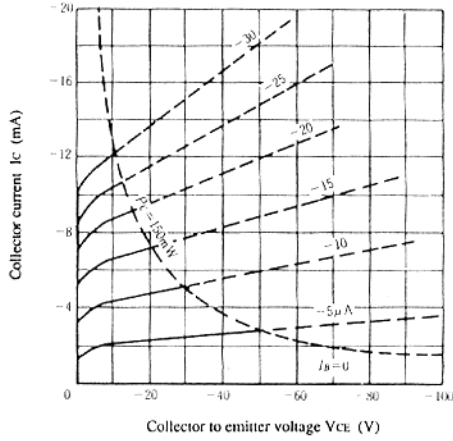
* The 2SA1484 is grouped by h_{FE} as follows.

** Pulse Test

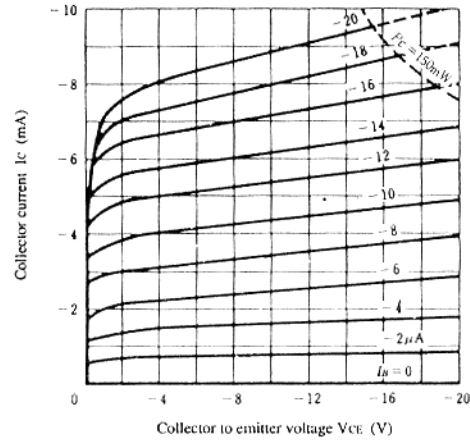
Grade	D	E
Mark	IRD	IRE
h _{FE}	250 to 500	400 to 800

2SA1484

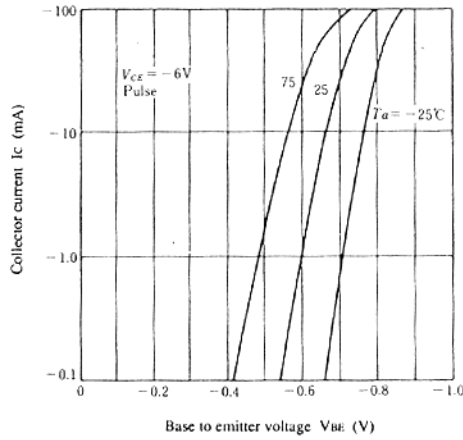
TYPICAL OUTPUT CHARACTERISTICS (1)



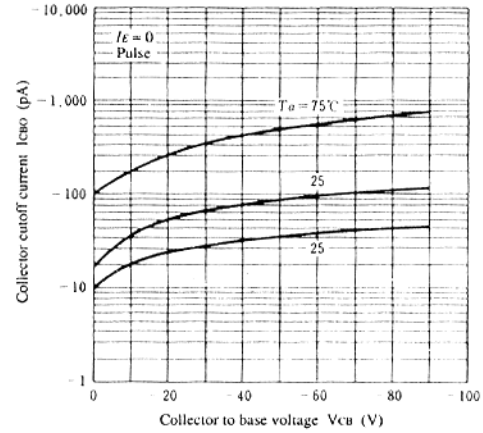
TYPICAL OUTPUT CHARACTERISTICS (2)



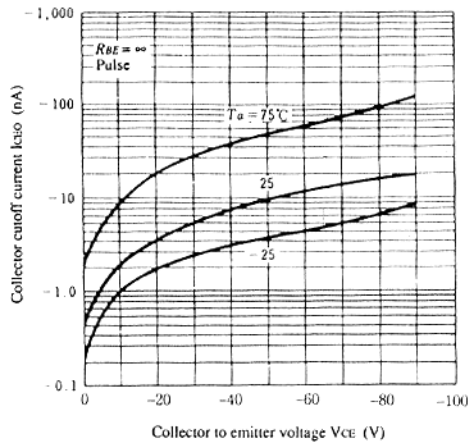
TYPICAL TRANSFER CHARACTERISTICS



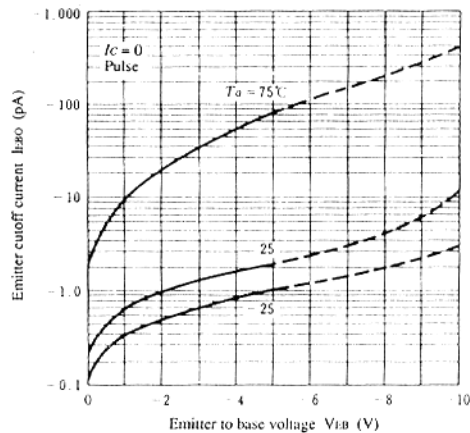
COLLECTOR CUTOFF CURRENT VS. COLLECTOR TO BASE VOLTAGE



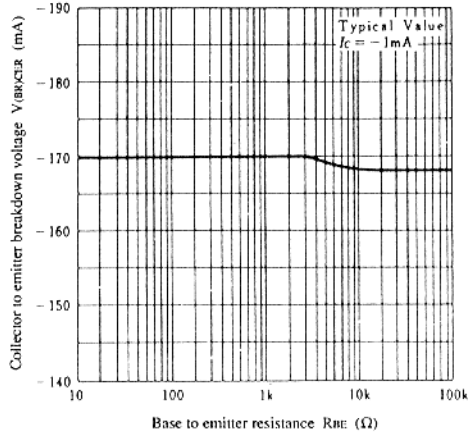
COLLECTOR CUTOFF CURRENT VS. COLLECTOR TO EMITTER VOLTAGE



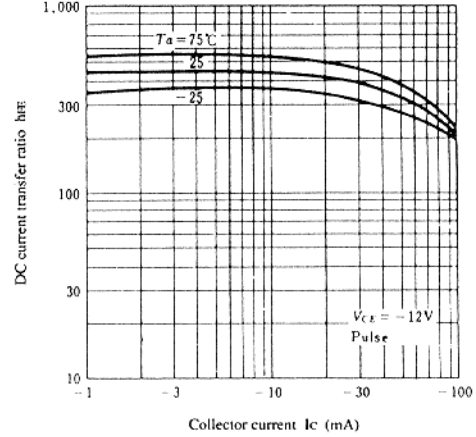
EMITTER CUTOFF CURRENT VS. EMITTER TO BASE VOLTAGE



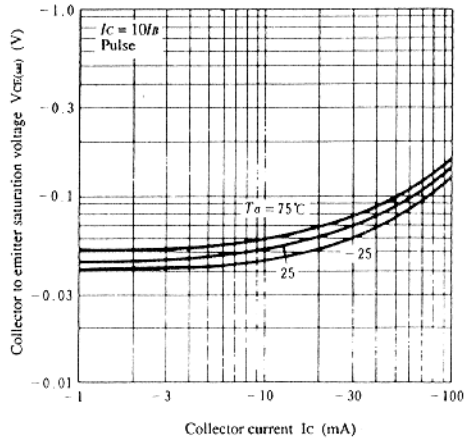
COLLECTOR TO EMITTER BREAKDOWN VOLTAGE VS. BASE TO EMITTER RESISTANCE



DC CURRENT TRANSFER RATIO VS. COLLECTOR CURRENT



COLLECTOR TO EMITTER SATURATION VOLTAGE VS. COLLECTOR CURRENT



BASE TO EMITTER SATURATION VOLTAGE VS. COLLECTOR CURRENT

