

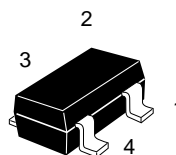
2SC4592

Silicon NPN Epitaxial UHF/VHF Wide Band Amplifier

Table 1 Absolute Maximum Ratings
($T_a = 25^\circ\text{C}$)

Item	Symbol	Rating	Unit
Collector to base voltage	V_{CBO}	15	V
Collector to emitter voltage	V_{CEO}	9	V
Emitter to base voltage	V_{EBO}	1.5	V
Collector current	I_C	50	mA
Collector power dissipation	P_C	150	mW
Junction temperature	T_j	150	$^\circ\text{C}$
Storage temperature	T_{stg}	-55 to +150	$^\circ\text{C}$

MPAK-4



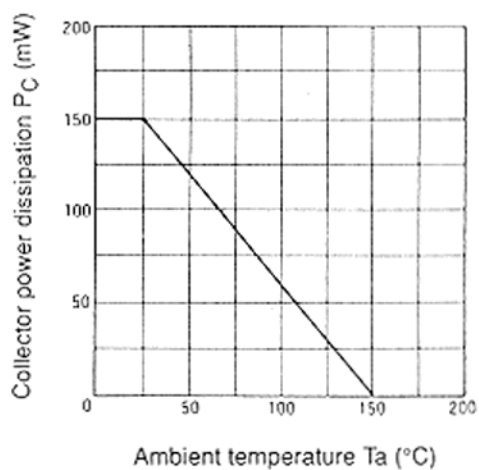
1. Collector
2. Emitter
3. Base
4. Emitter

Table 2 Electrical Characteristics ($T_a = 25^\circ\text{C}$)

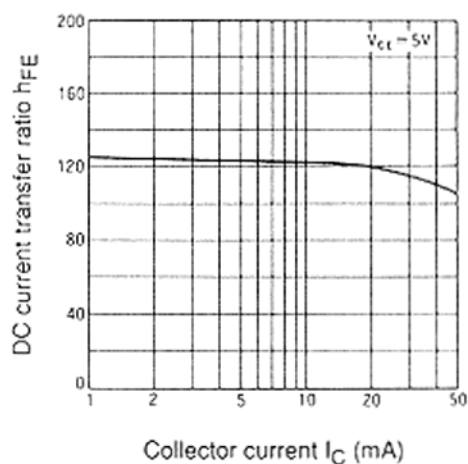
Item	Symbol	Min	Typ	Max	Unit	Test condition
Collector to base breakdown voltage	$V_{(BR)CBO}$	15	—	—	V	$I_C = 10 \mu\text{A}$, $I_E = 0$
Collector cutoff current	I_{CBO}	—	—	1	μA	$V_{CB} = 12 \text{ V}$, $I_E = 0$
	I_{CEO}	—	—	1	mA	$V_{CE} = 9 \text{ V}$, $R_{BE} = \infty$
Emitter cutoff current	I_{EBO}	—	—	10	μA	$V_{EB} = 1.5 \text{ V}$, $I_C = 0$
DC current transfer ratio	h_{FE}	40	120	250	—	$V_{CE} = 5 \text{ V}$, $I_C = 20 \text{ mA}$
Collector output capacitance	C_{ob}	—	0.8	1.5	pF	$V_{CB} = 5 \text{ V}$, $I_E = 0$, $f = 1 \text{ MHz}$
Gain bandwidth product	f_T	7.0	9.5	—	GHz	$V_{CE} = 5 \text{ V}$, $I_C = 20 \text{ mA}$
Power gain	PG	11.0	14.0	—	dB	$V_{CE} = 5 \text{ V}$, $I_C = 20 \text{ mA}$, $f = 900 \text{ MHz}$
Noise figure	NF	—	1.2	2.5	dB	$V_{CE} = 5 \text{ V}$, $I_C = 5 \text{ mA}$, $f = 900 \text{ MHz}$

- Marking is "XN".

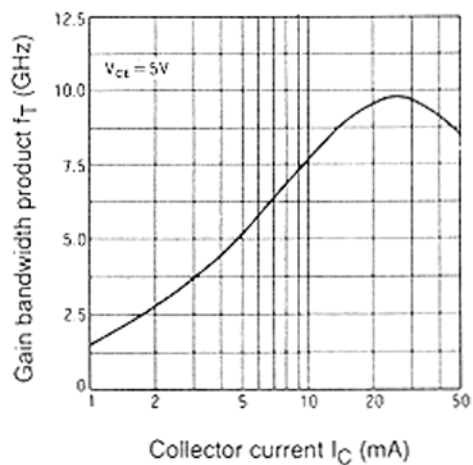
Maximum collector dissipation curve



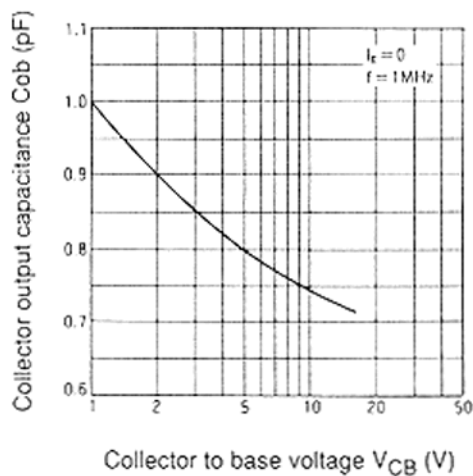
DC current transfer ratio vs. collector current



Gain bandwidth product vs. collector current

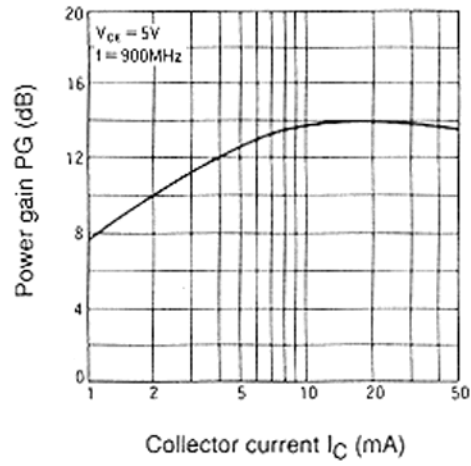


Collector output capacitance vs. collector to base voltage

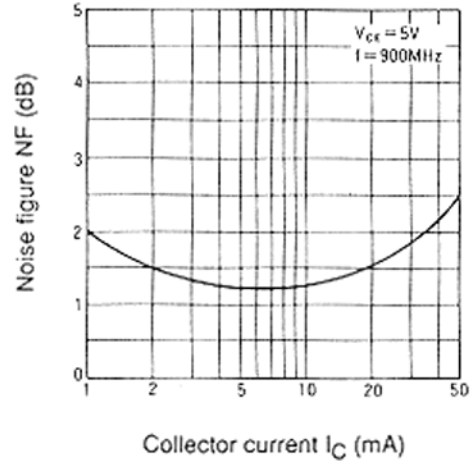


2SC4592

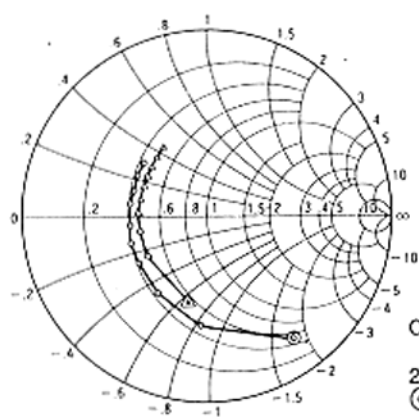
Power gain vs. collector current



Noise figure vs. collector current



S_{11} Parameter vs. frequency

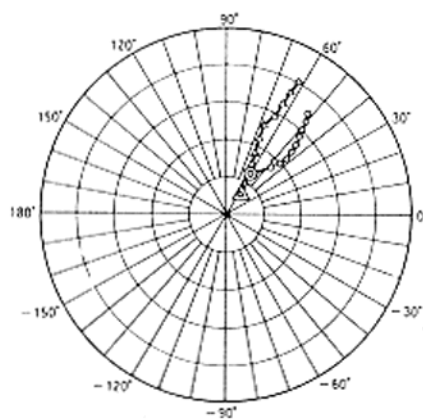


Condition : $V_{CE} = 5 \text{ V}$, $I_C = 5, 20 \text{ mA}$, $Z_O = 50 \Omega$

200 to 2000 MHz (200 MHz step)

○ ($I_C = 5 \text{ mA}$)
 ▲ ($I_C = 20 \text{ mA}$)

S_{12} Parameter vs. frequency



Scale : 0.05/div.

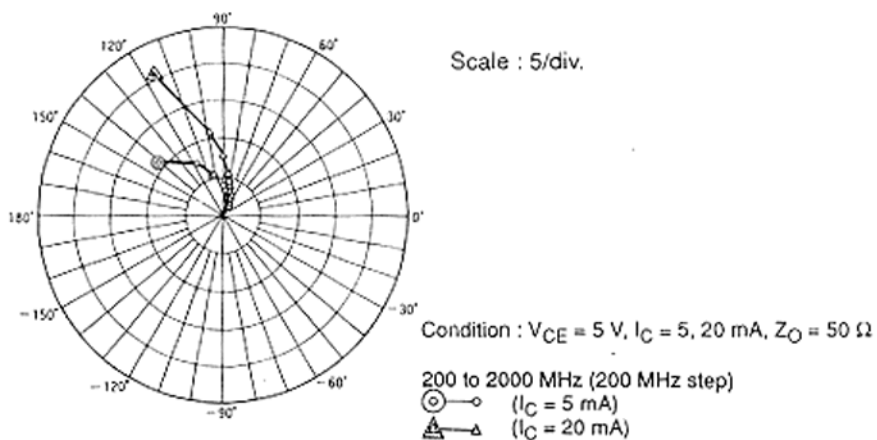
Condition : $V_{CE} = 5 \text{ V}$, $I_C = 5, 20 \text{ mA}$, $Z_O = 50 \Omega$

200 to 2000 MHz (200 MHz step)

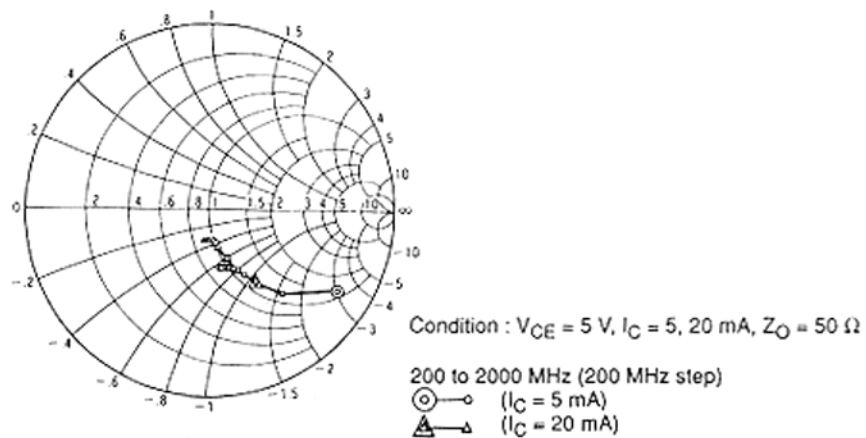
○ ($I_C = 5 \text{ mA}$)
 ▲ ($I_C = 20 \text{ mA}$)

2SC4592

S_{21} Parameter vs. frequency



S_{22} Parameter vs. frequency



2SC4592

2SC4592

S Parameter ($V_{CE} = 5 \text{ V}$, $I_C = 5 \text{ mA}$, $Z_O = 50 \Omega$)

f (MHz)	S ₁₁		S ₂₁		S ₁₂		S ₂₂	
	MAG	ANG	MAG	ANG	MAG	ANG	MAG	ANG
100	0.893	-28.8	12.428	159.3	0.034	74.2	0.939	-17.2
200	0.788	-54.8	10.823	141.1	0.058	61.4	0.819	-31.5
300	0.693	-76.3	9.118	127.1	0.076	52.8	0.699	-41.8
400	0.603	-94.1	7.714	116.9	0.087	47.9	0.602	-48.5
500	0.542	-110.1	6.565	108.8	0.094	45.3	0.531	-52.8
600	0.507	-122.6	5.693	102.5	0.100	44.0	0.478	-55.9
700	0.472	-133.8	5.002	96.9	0.105	43.2	0.437	-58.5
800	0.454	-144.1	4.477	92.3	0.110	42.8	0.405	-60.8
900	0.443	-152.1	4.001	88.2	0.115	43.3	0.382	-62.5
1000	0.436	-160.1	3.660	84.2	0.119	44.1	0.363	-64.3
1100	0.423	-167.8	3.372	80.9	0.124	44.6	0.350	-65.9
1200	0.420	-174.8	3.100	77.7	0.129	45.5	0.340	-66.8
1300	0.419	178.6	2.882	74.7	0.134	46.4	0.336	-68.2
1400	0.420	172.4	2.703	71.8	0.139	46.9	0.328	-69.9
1500	0.419	166.2	2.542	69.3	0.144	47.9	0.323	-71.3
1600	0.423	161.8	2.392	66.3	0.150	48.5	0.320	-72.0
1700	0.422	156.4	2.270	63.9	0.155	49.0	0.317	-74.2
1800	0.433	151.3	2.149	61.6	0.161	49.5	0.316	-76.0
1900	0.432	147.3	2.050	59.5	0.167	50.1	0.315	-77.4
2000	0.442	142.5	1.958	56.9	0.174	50.6	0.315	-79.0

2SC4592

2SC4592

S Parameter ($V_{CE} = 5\text{ V}$, $I_C = 20\text{ mA}$, $Z_O = 50\ \Omega$)

f (MHz)	S ₁₁		S ₂₁		S ₁₂		S ₂₂	
	MAG	ANG	MAG	ANG	MAG	ANG	MAG	ANG
100	0.619	-64.2	31.361	137.5	0.025	63.5	0.729	-39.2
200	0.475	-104.2	20.515	116.0	0.036	56.8	0.483	-57.2
300	0.417	-128.3	14.505	105.1	0.045	57.8	0.356	-65.2
400	0.385	-145.2	11.189	98.3	0.054	60.1	0.287	-69.2
500	0.374	-157.4	9.053	93.4	0.063	61.6	0.245	-71.9
600	0.367	-166.9	7.608	89.6	0.072	62.8	0.220	-73.8
700	0.367	-175.4	6.547	86.1	0.081	64.1	0.201	-75.5
800	0.366	177.2	5.773	83.0	0.090	64.7	0.189	-77.2
900	0.369	172.0	5.121	80.6	0.100	64.9	0.181	-78.4
1000	0.368	166.2	4.632	77.9	0.109	65.1	0.175	-80.1
1100	0.369	160.6	4.238	75.3	0.119	65.3	0.171	-81.2
1200	0.373	155.7	3.897	73.2	0.128	65.1	0.168	-82.7
1300	0.377	151.2	3.616	71.0	0.137	65.1	0.167	-84.2
1400	0.382	146.9	3.369	68.8	0.147	64.5	0.167	-85.7
1500	0.384	142.1	3.154	66.8	0.156	64.1	0.168	-87.1
1600	0.386	138.7	2.960	64.5	0.166	63.5	0.168	-88.3
1700	0.391	133.7	2.803	62.9	0.175	63.0	0.169	-89.9
1800	0.401	130.6	2.662	60.6	0.185	62.4	0.171	-91.5
1900	0.405	127.4	2.533	59.1	0.193	61.7	0.172	-92.6
2000	0.408	12.8	2.416	57.0	0.202	61.1	0.175	-94.1