

2SC5219

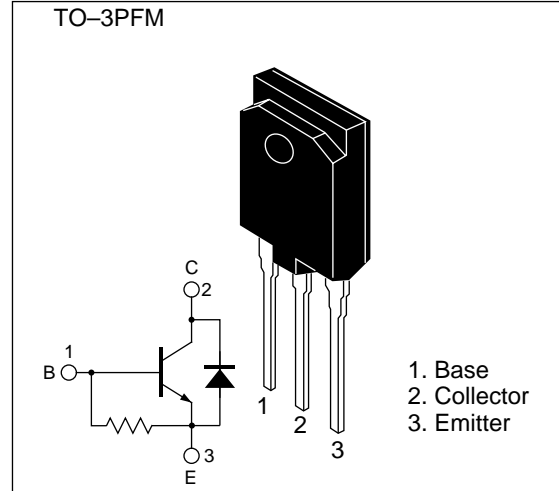
Silicon NPN Triple Diffused Planar

Application

Character display horizontal deflection output

Features

- High breakdown voltage
 $V_{CES} = 1700 \text{ V}$
- High speed switching
 $t_f = 0.15 \text{ } \mu\text{sec}(\text{typ})$
- Built-in damper diode type
- Isolated package
TO-3P•FM



Absolute Maximum Ratings ($T_a = 25^\circ\text{C}$)

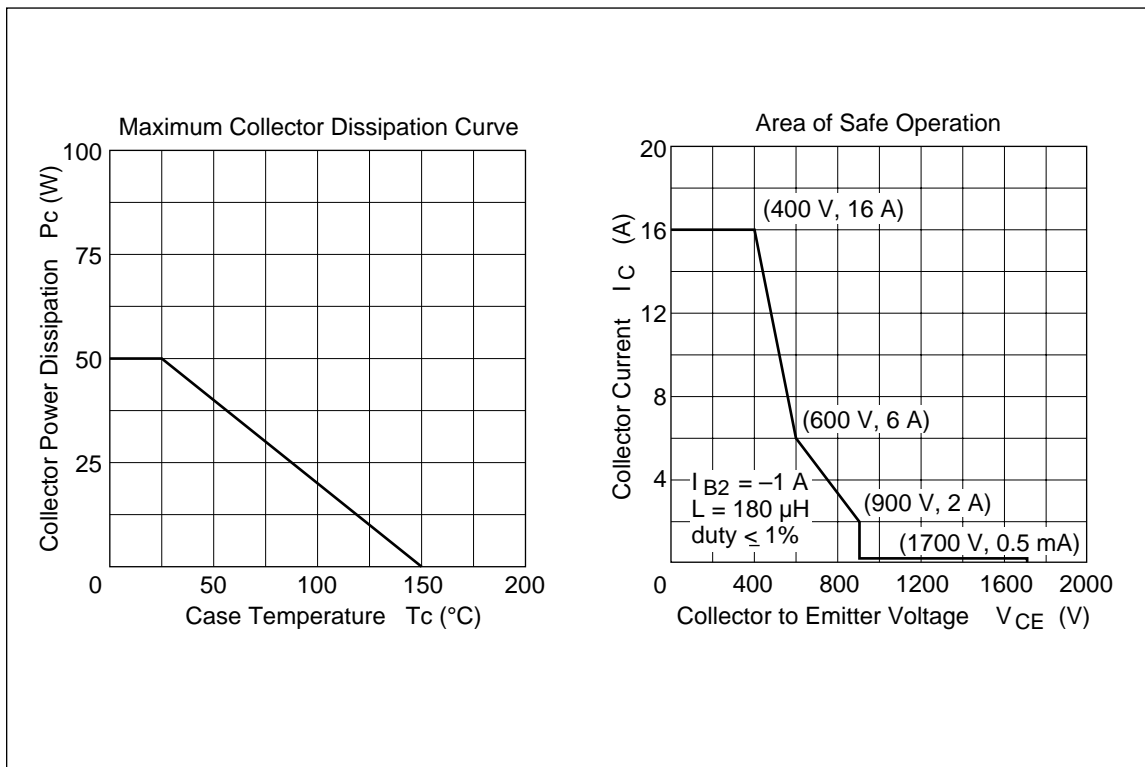
Item	Symbol	Ratings	Unit
Collector to emitter voltage	V_{CES}	1700	V
Emitter to base voltage	V_{EBO}	6	V
Collector current	I_C	8	A
Collector peak current	$i_{c(\text{peak})}$	16	A
Collector power dissipation	P_C^{*1}	50	W
Junction temperature	T_j	150	$^\circ\text{C}$
Storage temperature	T_{stg}	-55 to +150	$^\circ\text{C}$
Diode current	I_D	8	A

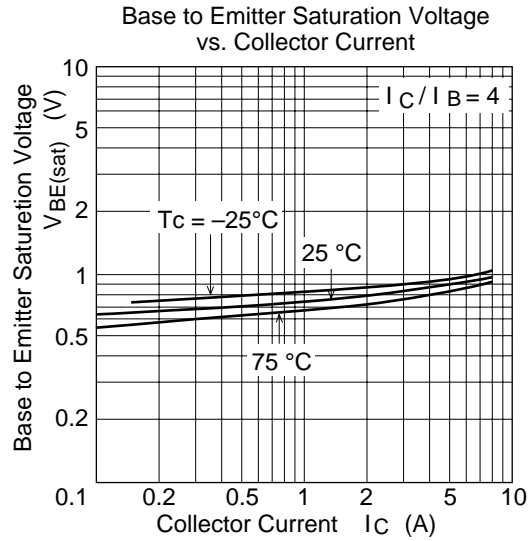
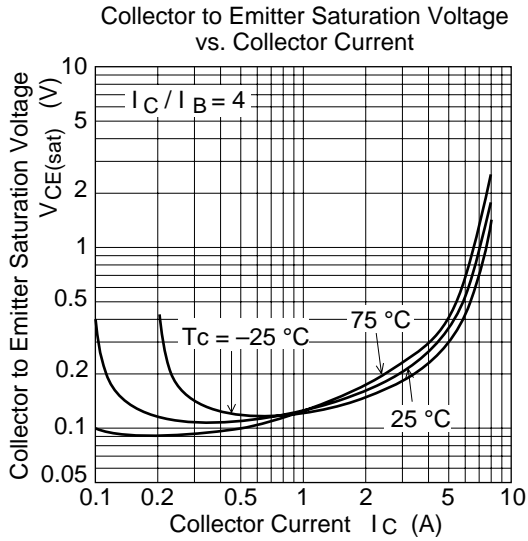
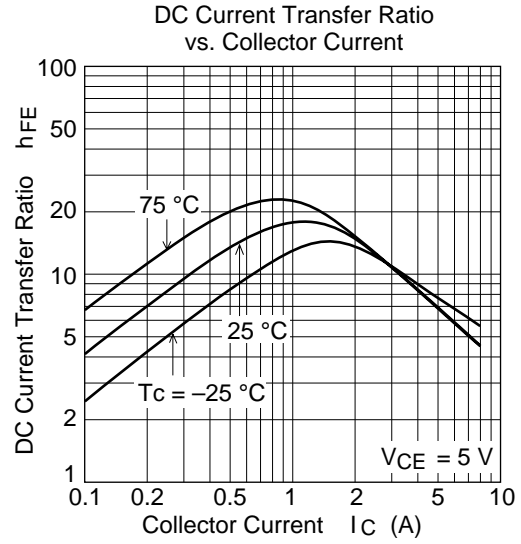
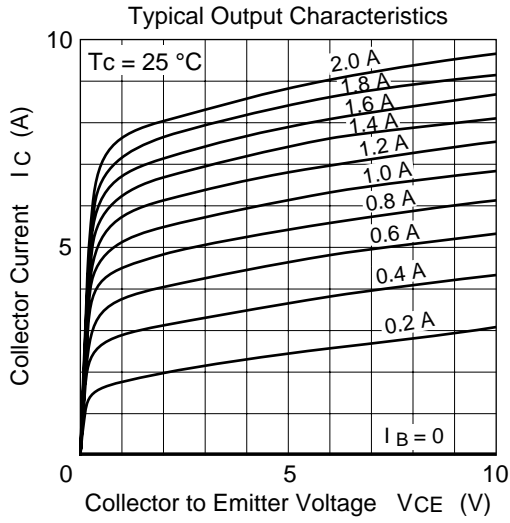
Note: 1. Value at $T_c = 25^\circ\text{C}$

2SC5219

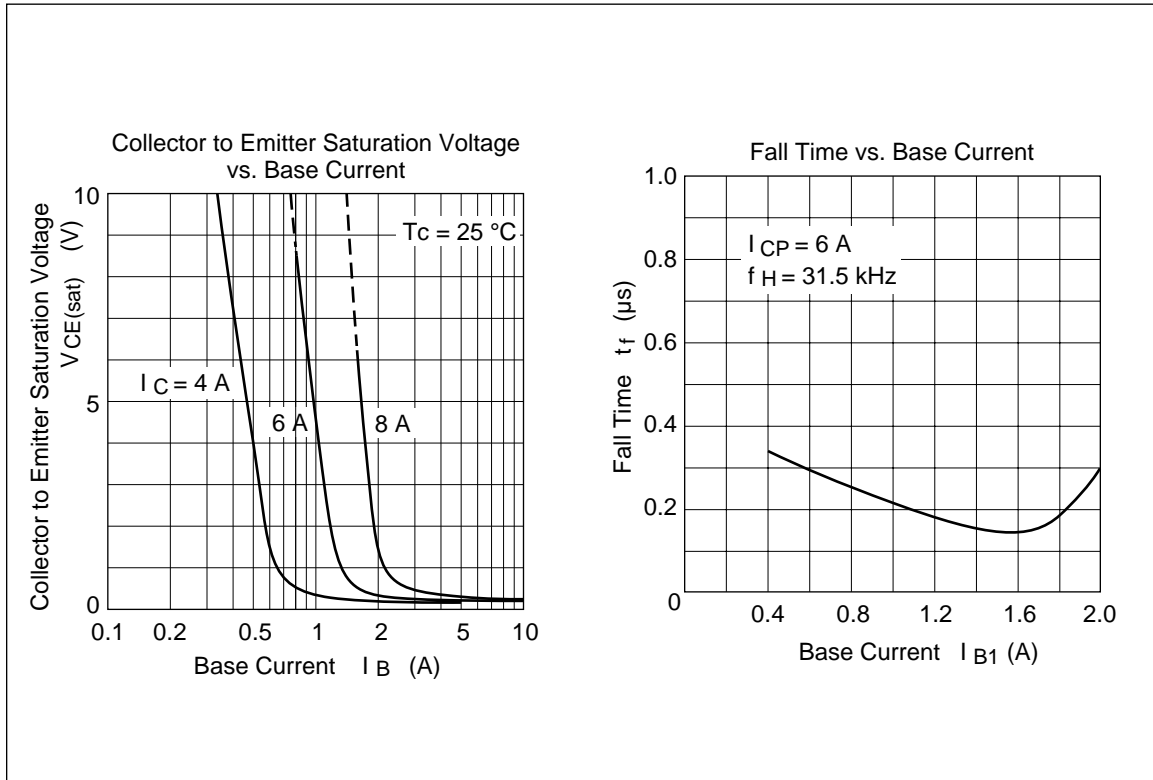
Electrical Characteristics (Ta = 25°C)

Item	Symbol	Min	Typ	Max	Unit	Test conditions
Emitter to base breakdown voltage	$V_{(BR)EBO}$	6	—	—	V	$I_E = 500 \text{ mA}$, $I_C = 0$
Collector cutoff current	I_{CES}	—	—	500	μA	$V_{CE} = 1700 \text{ V}$, $R_{BE} = 0$
DC current transfer ratio	h_{FE}	6	—	25		$V_{CE} = 5 \text{ V}$, $I_C = 1 \text{ A}$
Collector to emitter saturation voltage	$V_{CE(sat)}$	—	—	5	V	$I_C = 6 \text{ A}$, $I_B = 1.5 \text{ A}$
Base to emitter saturation voltage	$V_{BE(sat)}$	—	—	1.5	V	$I_C = 6 \text{ A}$, $I_B = 1.5 \text{ A}$
Forward voltage of damper diode	V_{ECF}	—	—	2	V	$I_F = 8 \text{ A}$,
Fall time	t_f	—	0.15	0.3	μs	$I_{CP} = 6 \text{ A}$, $I_{B1} = 1.5 \text{ A}$, $f_H = 31.5 \text{ kHz}$





2SC5219



Package Dimensions

Unit : mm

