

2SC5631

Silicon NPN Epitaxial
UHF / VHF Wide Band Amplifier

HITACHI

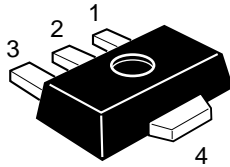
ADE-208-981 (Z)
1st. Edition
Nov. 2000

Features

- High gain bandwidth product
 $f_T = 11 \text{ GHz typ.}$
- High power gain and low noise figure ;
 $PG = 10 \text{ dB typ. , } NF = 1.2 \text{ dB typ. at } f = 900 \text{ MHz}$

Outline

UPAK



1. Base
2. Collector
3. Emitter
4. Collector

Note: Marking is "JR-".

Absolute Maximum Ratings (Ta = 25°C)

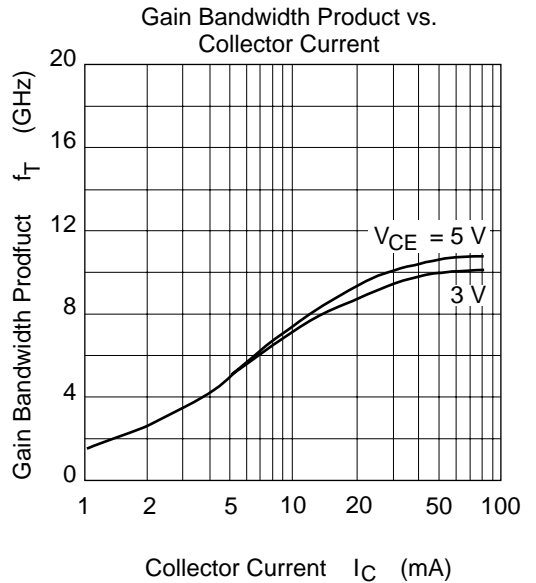
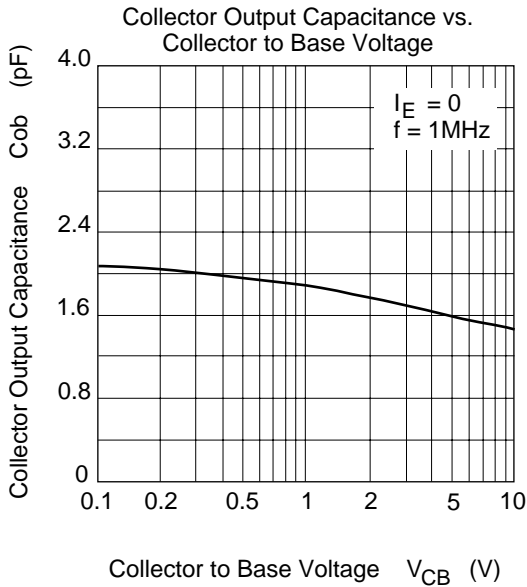
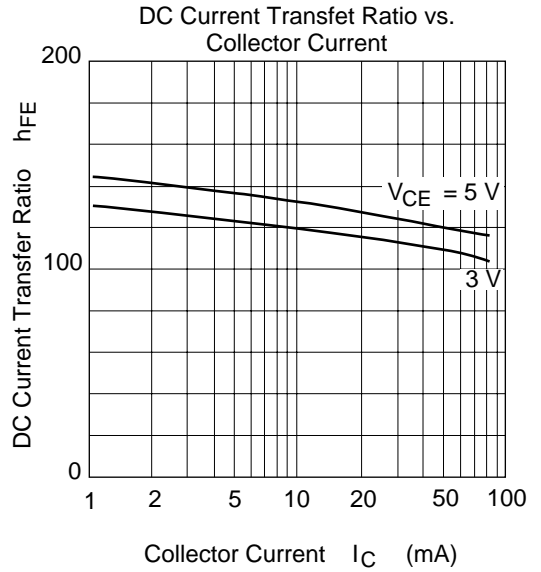
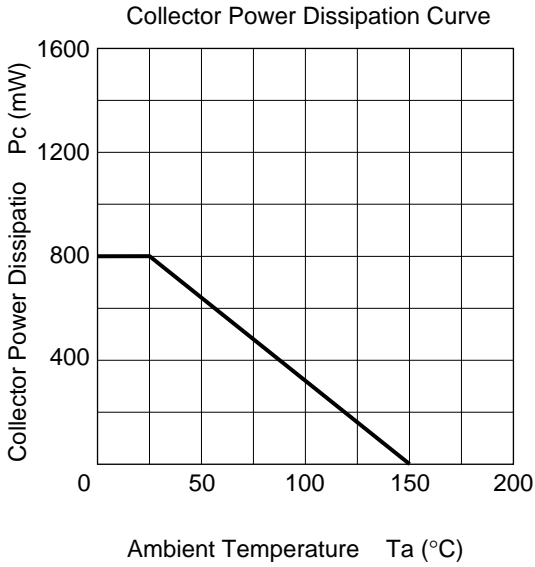
Item	Symbol	Ratings	Unit
Collector to base voltage	V _{CBO}	15	V
Collector to emitter voltage	V _{CEO}	6	V
Emitter to base voltage	V _{EBO}	1.5	V
Collector current	I _C	80	mA
Collector power dissipation	P _c	800*	mW
Junction temperature	T _j	150	°C
Storage temperature	T _{stg}	-55 to +150	°C

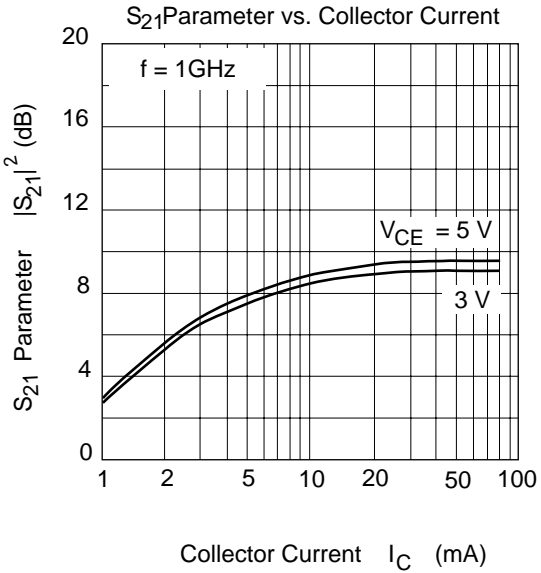
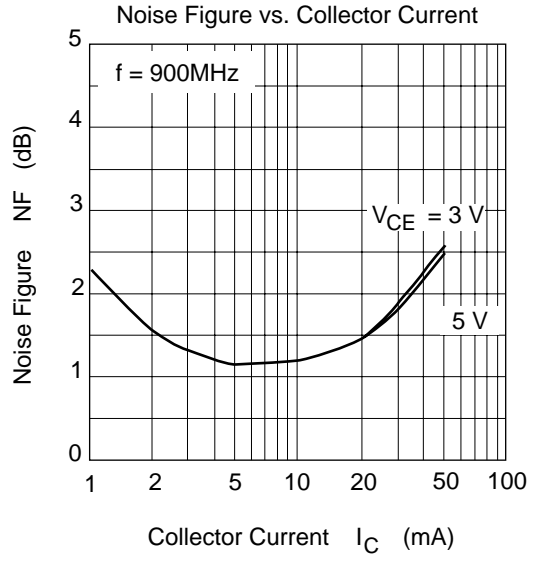
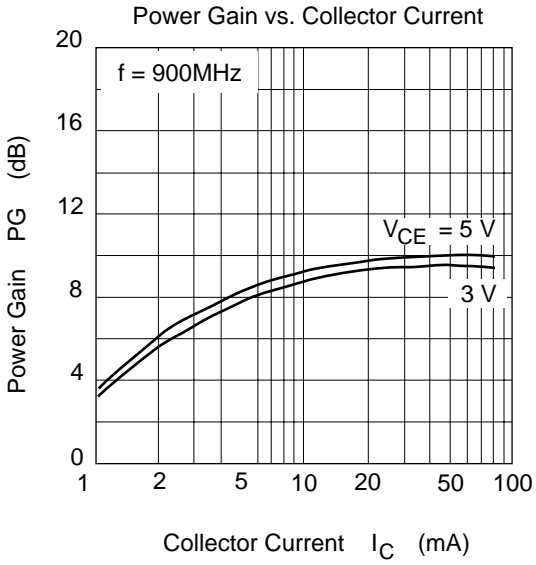
* When using aluminium ceramic board (12.5 x 20 x 0.7 mm)

Electrical Characteristics (Ta = 25°C)

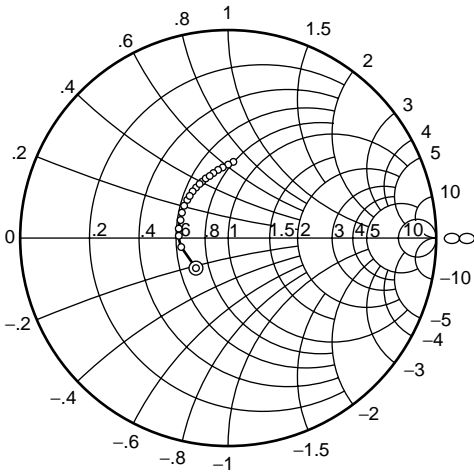
Item	Symbol	Min	Typ	Max	Unit	Test Conditions
Collector to base breakdown voltage	V _{(BR)CBO}	15	—	—	V	I _C = 10 μA, I _E = 0
Collector cutoff current	I _{CBO}	—	—	1	μA	V _{CB} = 12 V, I _E = 0
Collector cutoff current	I _{CEO}	—	—	1	mA	V _{CE} = 6 V, R _{BE} = ∞
Emitter cutoff current	I _{EBO}	—	—	10	μA	V _{EB} = 1.5 V, I _C = 0
DC current transfer ratio	h _{FE}	80	120	160	V	V _{CE} = 5 V, I _C = 50 mA
Collector output capacitance	C _{ob}	—	1.6	2.2	pF	V _{CB} = 5 V, I _E = 0 f = 1 MHz
Gain bandwidth product	f _T	8	11	—	GHz	V _{CE} = 5 V, I _C = 50 mA f = 1 GHz
Power gain	PG	7	10	—	dB	V _{CE} = 5 V, I _C = 50 mA f = 900 MHz
Noise figure	NF	—	1.2	1.9	dB	V _{CE} = 5 V, I _C = 5 mA f = 900 MHz

Main Characteristics





S11 Parameter vs. Frequency

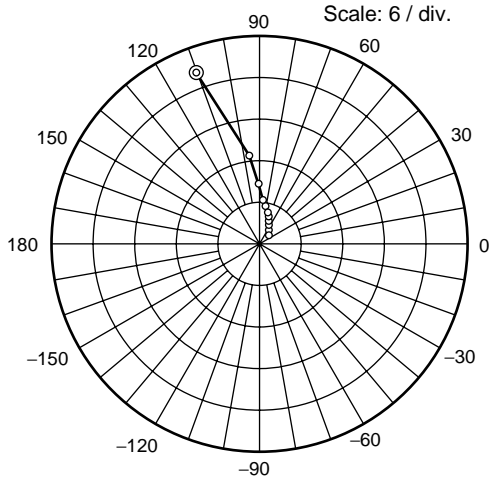


Condition : $V_{CE} = 3\text{ V}$, $I_C = 50\text{ mA}$

100 to 2000 MHz (100 MHz step)

⊙—○

S21 Parameter vs. Frequency



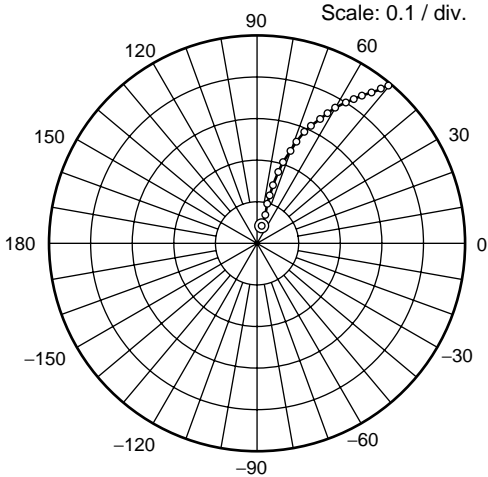
Scale: 6 / div.

Condition : $V_{CE} = 3\text{ V}$, $I_C = 50\text{ mA}$

100 to 2000 MHz (100 MHz step)

⊙—○

S12 Parameter vs. Frequency



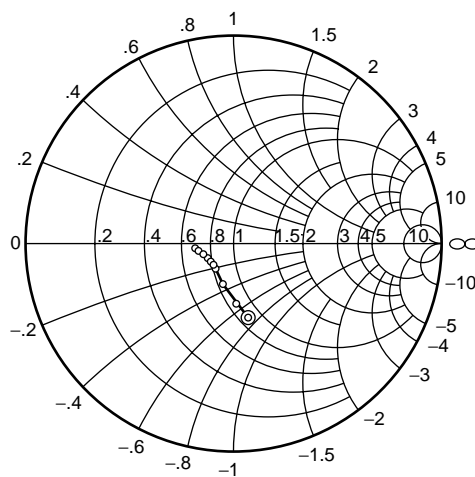
Scale: 0.1 / div.

Condition : $V_{CE} = 3\text{ V}$, $I_C = 50\text{ mA}$

100 to 2000 MHz (100 MHz step)

⊙—○

S22 Parameter vs. Frequency

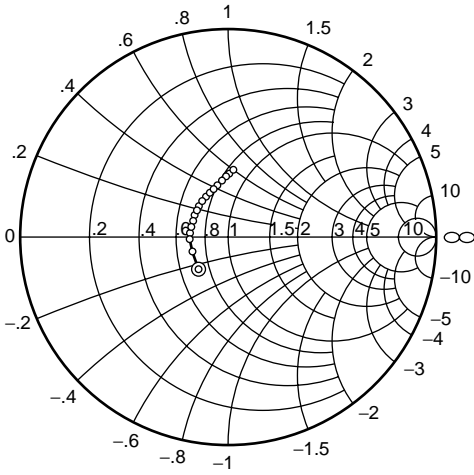


Condition : $V_{CE} = 3\text{ V}$, $I_C = 50\text{ mA}$

100 to 2000 MHz (100 MHz step)

⊙—○

S11 Parameter vs. Frequency

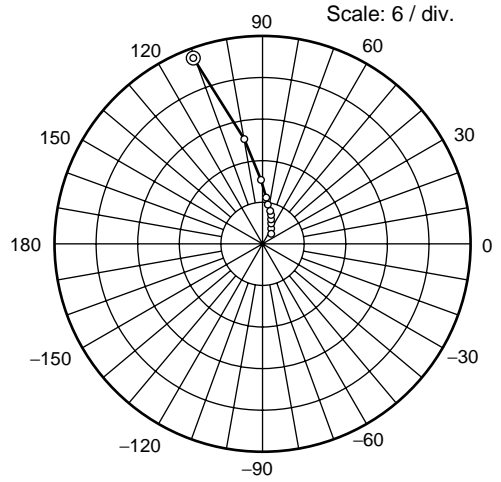


Condition : $V_{CE} = 5\text{ V}$, $I_C = 50\text{ mA}$

100 to 2000 MHz (100 MHz step)

⊙—○

S21 Parameter vs. Frequency

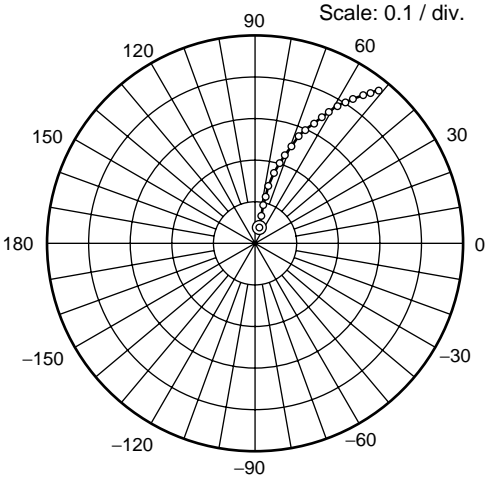


Condition : $V_{CE} = 5\text{ V}$, $I_C = 50\text{ mA}$

100 to 2000 MHz (100 MHz step)

⊙—○

S12 Parameter vs. Frequency

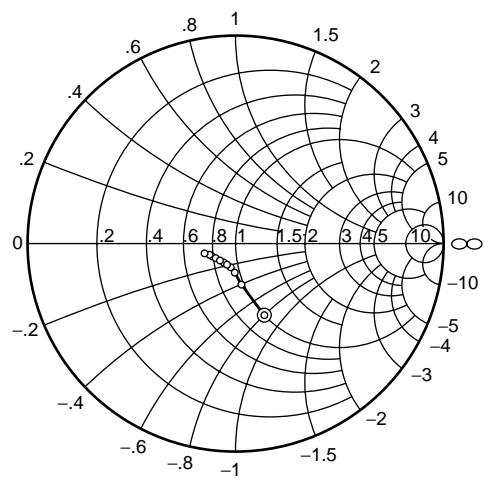


Condition : $V_{CE} = 5\text{ V}$, $I_C = 50\text{ mA}$

100 to 2000 MHz (100 MHz step)

⊙—○

S22 Parameter vs. Frequency



Condition : $V_{CE} = 5\text{ V}$, $I_C = 50\text{ mA}$

100 to 2000 MHz (100 MHz step)

⊙—○

Sparameter ($V_{CE} = 3V$, $I_C = 50 \text{ mA}$, $Z_o = 50 \Omega$)

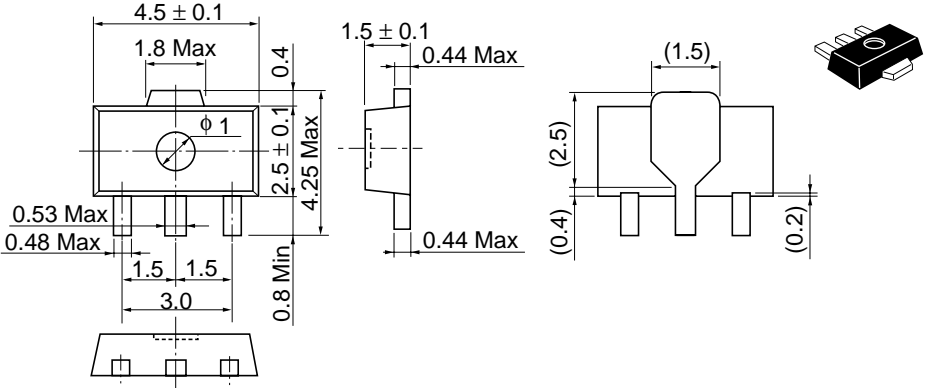
f (MHz)	S11		S21		S12		S22	
	MAG	ANG	MAG	ANG	MAG	ANG	MAG	ANG
100	0.234	-135.7	26.57	109.9	0.0299	75.5	0.353	-77.7
200	0.233	-165.2	13.47	96.1	0.0575	78.0	0.199	-99.6
300	0.234	179.3	8.92	89.7	0.0863	77.8	0.153	-112.5
400	0.238	170.1	6.70	84.9	0.114	76.9	0.135	-121.8
500	0.242	161.2	5.37	81.2	0.142	75.4	0.127	-128.3
600	0.249	153.9	4.52	77.8	0.169	73.9	0.124	-133.5
700	0.250	145.9	3.89	74.5	0.196	72.2	0.125	-138.0
800	0.259	140.4	3.43	71.4	0.223	70.4	0.126	-141.3
900	0.267	134.2	3.08	68.6	0.249	68.4	0.128	-145.0
1000	0.274	128.0	2.80	65.8	0.275	66.9	0.131	-147.7
1100	0.282	123.5	2.58	63.2	0.299	65.0	0.136	-150.3
1200	0.290	119.2	2.40	60.3	0.323	63.2	0.140	-153.0
1300	0.297	114.2	2.25	57.9	0.346	61.3	0.144	-155.6
1400	0.307	109.6	2.12	55.9	0.367	59.7	0.149	-158.1
1500	0.318	105.3	2.01	53.4	0.389	57.8	0.153	-160.5
1600	0.324	101.7	1.92	51.3	0.409	56.2	0.159	-162.7
1700	0.334	97.7	1.83	48.6	0.430	54.4	0.163	-165.1
1800	0.345	93.9	1.77	46.8	0.448	52.8	0.170	-167.9
1900	0.357	91.6	1.72	44.6	0.468	50.9	0.174	-170.2
2000	0.366	87.9	1.65	42.6	0.485	49.5	0.180	-172.6

Sparameter ($V_{CE} = 5V$, $I_C = 50 \text{ mA}$, $Z_o = 50 \Omega$)

f (MHz)	S11		S21		S12		S22	
	MAG	ANG	MAG	ANG	MAG	ANG	MAG	ANG
100	0.205	-123.9	28.04	110.8	0.0284	74.9	0.360	-69.1
200	0.193	-159.6	14.24	96.9	0.0547	78.2	0.197	-84.5
300	0.190	-177.1	9.44	90.2	0.0820	78.3	0.145	-92.5
400	0.193	169.9	7.09	85.3	0.109	77.5	0.123	-99.0
500	0.201	162.0	5.68	81.8	0.135	76.3	0.112	-104.1
600	0.206	153.7	4.76	78.4	0.162	74.6	0.107	-109.5
700	0.206	145.4	4.11	75.1	0.188	72.9	0.105	-113.7
800	0.221	139.0	3.62	72.2	0.213	71.3	0.105	-117.6
900	0.224	132.6	3.25	69.4	0.238	69.4	0.106	-121.8
1000	0.234	126.8	2.94	66.6	0.262	67.8	0.110	-125.4
1100	0.243	120.8	2.72	64.0	0.286	66.0	0.113	-128.7
1200	0.249	116.8	2.53	61.3	0.309	64.3	0.117	-132.0
1300	0.261	111.3	2.36	59.0	0.331	62.5	0.120	-135.5
1400	0.270	107.4	2.23	56.9	0.353	60.9	0.125	-138.7
1500	0.280	103.5	2.10	54.5	0.373	59.1	0.129	-142.0
1600	0.285	99.1	2.01	52.1	0.393	57.6	0.135	-144.9
1700	0.298	95.4	1.92	50.3	0.414	56.0	0.139	-148.1
1800	0.312	91.8	1.84	47.6	0.431	54.3	0.145	-151.3
1900	0.321	87.9	1.79	45.7	0.450	52.5	0.148	-154.5
2000	0.330	85.6	1.71	43.8	0.467	51.4	0.155	-157.5

Package Dimensions

Unit: mm



Hitachi Code	UPAK
JEDEC	—
EIAJ	Conforms
Mass (reference value)	0.050 g

Cautions

1. Hitachi neither warrants nor grants licenses of any rights of Hitachi's or any third party's patent, copyright, trademark, or other intellectual property rights for information contained in this document. Hitachi bears no responsibility for problems that may arise with third party's rights, including intellectual property rights, in connection with use of the information contained in this document.
2. Products and product specifications may be subject to change without notice. Confirm that you have received the latest product standards or specifications before final design, purchase or use.
3. Hitachi makes every attempt to ensure that its products are of high quality and reliability. However, contact Hitachi's sales office before using the product in an application that demands especially high quality and reliability or where its failure or malfunction may directly threaten human life or cause risk of bodily injury, such as aerospace, aeronautics, nuclear power, combustion control, transportation, traffic, safety equipment or medical equipment for life support.
4. Design your application so that the product is used within the ranges guaranteed by Hitachi particularly for maximum rating, operating supply voltage range, heat radiation characteristics, installation conditions and other characteristics. Hitachi bears no responsibility for failure or damage when used beyond the guaranteed ranges. Even within the guaranteed ranges, consider normally foreseeable failure rates or failure modes in semiconductor devices and employ systemic measures such as fail-safes, so that the equipment incorporating Hitachi product does not cause bodily injury, fire or other consequential damage due to operation of the Hitachi product.
5. This product is not designed to be radiation resistant.
6. No one is permitted to reproduce or duplicate, in any form, the whole or part of this document without written approval from Hitachi.
7. Contact Hitachi's sales office for any questions regarding this document or Hitachi semiconductor products.

HITACHI

Hitachi, Ltd.

Semiconductor & Integrated Circuits.
 Nippon Bldg., 2-6-2, Ohte-machi, Chiyoda-ku, Tokyo 100-0004, Japan
 Tel: Tokyo (03) 3270-2111 Fax: (03) 3270-5109

URL NorthAmerica : <http://semiconductor.hitachi.com/>
 Europe : <http://www.hitachi-eu.com/hel/ecg>
 Asia : <http://sicapac.hitachi-asia.com>
 Japan : <http://www.hitachi.co.jp/Sicd/indx.htm>

For further information write to:

Hitachi Semiconductor
 (America) Inc.
 179 East Tasman Drive,
 San Jose, CA 95134
 Tel: <1> (408) 433-1990
 Fax: <1> (408) 433-0223

Hitachi Europe GmbH
 Electronic Components Group
 Dornacher StraÙe 3
 D-85622 Feldkirchen, Munich
 Germany
 Tel: <49> (89) 9 9180-0
 Fax: <49> (89) 9 29 30 00

Hitachi Europe Ltd.
 Electronic Components Group.
 Whitebrook Park
 Lower Cookham Road
 Maidenhead
 Berkshire SL6 8YA, United Kingdom
 Tel: <44> (1628) 585000
 Fax: <44> (1628) 585160

Hitachi Asia Ltd.
 Hitachi Tower
 16 Collyer Quay #20-00,
 Singapore 049318
 Tel: <65>-538-6533/538-8577
 Fax : <65>-538-6933/538-3877
 URL : <http://www.hitachi.com.sg>

Hitachi Asia Ltd.
 (Taipei Branch Office)
 4/F, No. 167, Tun Hwa North Road,
 Hung-Kuo Building,
 Taipei (105), Taiwan
 Tel: <886>-(2)-2718-3666
 Fax : <886>-(2)-2718-8180
 Telex : 23222 HAS-TP
 URL : <http://www.hitachi.com.tw>

Hitachi Asia (Hong Kong) Ltd.
 Group III (Electronic Components)
 7/F., North Tower,
 World Finance Centre,
 Harbour City, Canton Road
 Tsim Sha Tsui, Kowloon,
 Hong Kong
 Tel : <852>-(2)-735-9218
 Fax : <852>-(2)-730-0281
 URL : <http://www.hitachi.com.hk>

Copyright © Hitachi, Ltd., 2000. All rights reserved. Printed in Japan.
 Colophon 2.0