

2SD2256

Silicon NPN Triple Diffused
Low Frequency power Amplifier
Complementary pair with 2SB1494

Feature

- High breakdown voltage and High current
($V_{CEO} = 120\text{ V}$, $I_C = 25\text{ A}$)
- Built-in C-E diode

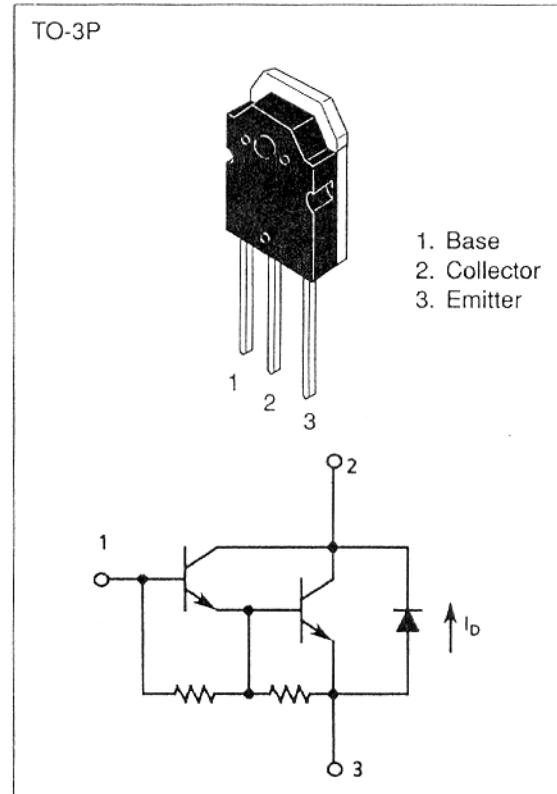
Absolute Maximum Ratings ($T_a = 25^\circ\text{C}$)

Item	Symbol	Rating	Unit
Collector to base voltage	V_{CBO}	120	V
Collector to emitter voltage	V_{CEO}	120	V
Emitter to base voltage	V_{EBO}	7	V
Collector current	I_C	25	A
Collector peak current	$i_{C(\text{peak})}$	35	A
Collector power dissipation	P_C^{*1}	120	W
Junction temperature	T_j	150	$^\circ\text{C}$
Storage temperature	T_{stg}	-55 to +150	$^\circ\text{C}$
C to E diode forward current	I_D^{*1}	25	A

Note: 1. Value at $T_C = 25^\circ\text{C}$.

Electrical Characteristics ($T_a = 25^\circ\text{C}$)

Item	Symbol	Min	Typ	Max	Unit	Test condition
Collector to base breakdown voltage	$V_{(BR)CBO}$	120	—	—	V	$I_C = 0.1\text{ mA}$, $I_E = 0$
Collector to emitter breakdown voltage	$V_{(BR)CEO}$	120	—	—	V	$I_C = 25\text{ mA}$, $R_{BE} = \infty$
Collector to emitter sustain voltage	$V_{CEO(\text{SUS})}$	120	—	—	V	$I_C = 200\text{ mA}$, $R_{BE} = \infty$
Emitter to base breakdown voltage	$V_{(BR)EBO}$	7	—	—	V	$I_E = 50\text{ mA}$, $I_C = 0$
Collector cutoff current	I_{CBO}	—	—	10	μA	$V_{CB} = 100\text{ V}$, $I_E = 0$
	I_{CEO}	—	—	10	μA	$V_{CE} = 100\text{ V}$, $R_{BE} = \infty$

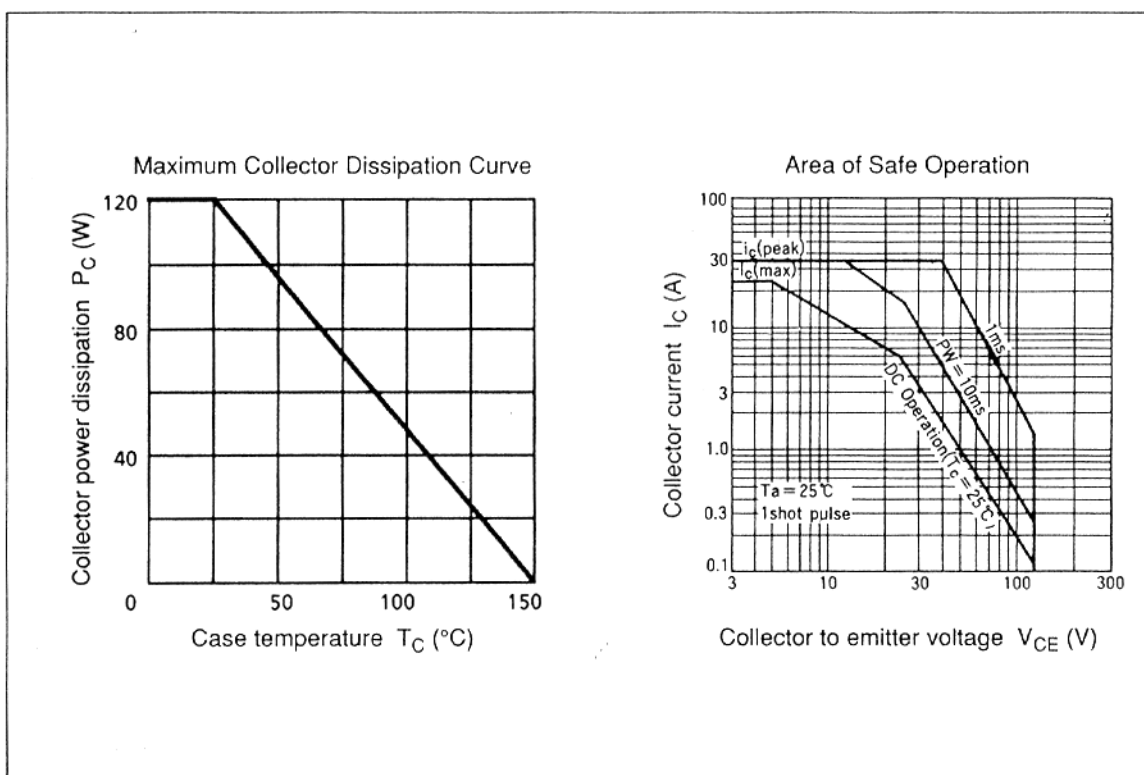


2SD2256

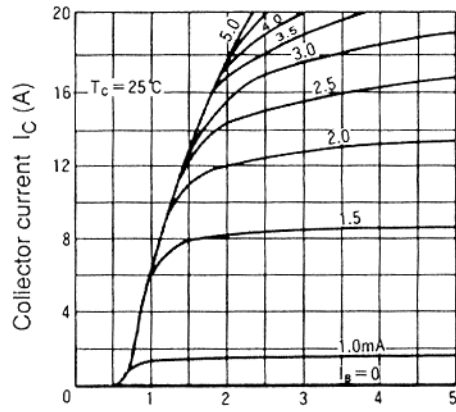
Electrical Characteristics (Ta = 25°C) (cont)

Item	Symbol	Min	Typ	Max	Unit	Test condition
DC current transfer ratio	h_{FE1}	2000	—	20000		$V_{CE} = 4\text{ V}, I_C = 12\text{ A}^{*1}$
	h_{FE2}	500	—	—		$V_{CE} = 4\text{ V}, I_C = 25\text{ A}^{*1}$
Collector to emitter saturation voltage	$V_{CE(sat)1}$	—	—	2.0	V	$I_C = 12\text{ A}, I_B = 24\text{ mA}^{*1}$
	$V_{CE(sat)2}$	—	—	3.5	V	$I_C = 25\text{ A}, I_B = 250\text{ mA}^{*1}$
Base to emitter saturation voltage	$V_{BE(sat)1}$	—	—	3.0	V	$I_C = 12\text{ A}, I_B = 24\text{ mA}^{*1}$
	$V_{BE(sat)2}$	—	—	4.5	V	$I_C = 25\text{ A}, I_B = 250\text{ mA}^{*1}$

Note: 1. Pulse Test.

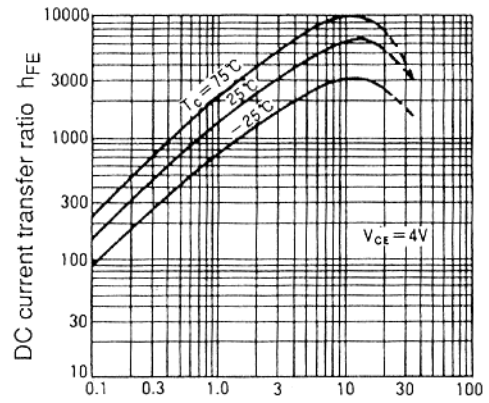


Typical Output Characteristics



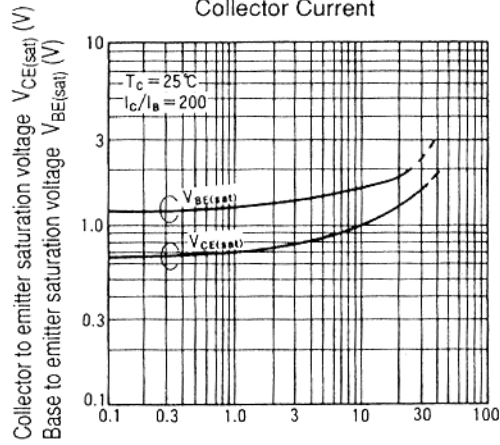
Collector to emitter voltage V_{CE} (V)

DC Current Transfer Ratio vs. Collector Current



Collector current I_C (A)

Saturation Voltage vs. Collector Current



Collector current I_C (A)

2SD2256

