

2SD2295

Silicon NPN Triple Diffused
CTV Horizontal Deflection Output

Feature

- High breakdown voltage
 $V_{CBO} = 1500V$
- Built-in damper diode type

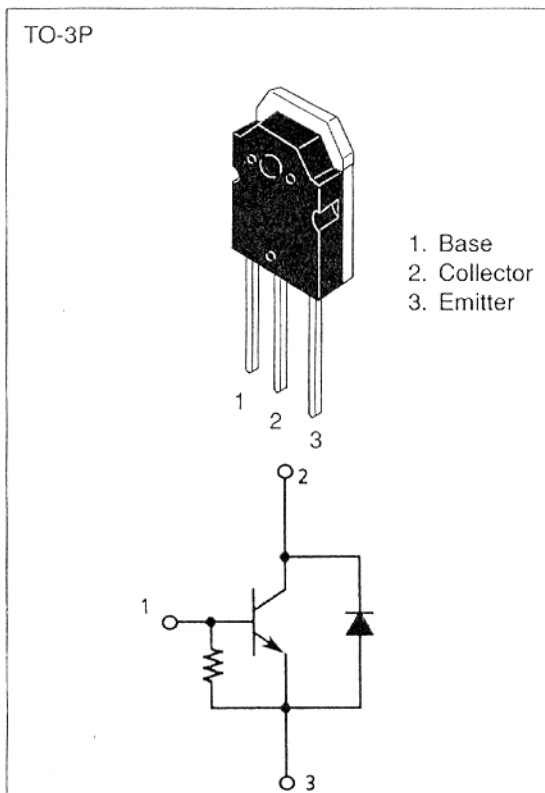
Absolute Maximum Ratings (Ta = 25°C)

Item	Symbol	Rating	Unit
Collector to emitter voltage	V_{CES}	1500	V
Emitter to base voltage	V_{EBO}	6	V
Collector current	I_C	5	A
Collector peak current	$i_{C(peak)}$	6	A
Collector surge current	$i_{C(surge)}$	16	A
Collector power dissipation	P_C^{*1}	50	W
Junction temperature	T_j	150	°C
Storage temperature	T_{stg}	-55 to +150	°C
C to E diode forward current	I_D	6	A

Note: 1. Value at $T_C = 25^\circ C$.

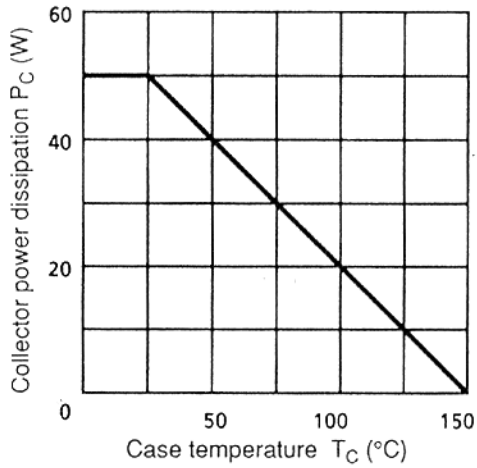
Electrical Characteristics (Ta = 25°C)

Item	Symbol	Min	Typ	Max	Unit	Test condition
Emitter to base breakdown voltage	$V_{(BR)EBO}$	6	—	—	V	$I_E = 350 \text{ mA}, I_C = 0$
Collector cutoff current	I_{CES}	—	—	500	μA	$V_{CE} = 1500 \text{ V}, R_{BE} = 0$
DC current transfer ratio	h_{FE}	—	—	20		$V_{CE} = 5 \text{ V}, I_C = 1 \text{ A}$
Collector to emitter saturation voltage	$V_{CE(sat)}$	—	—	5	V	$I_C = 4.5 \text{ A}, I_B = 1.2 \text{ A}$
Base to emitter saturation voltage	$V_{BE(sat)}$	—	—	1.5	V	$I_C = 4.5 \text{ A}, I_B = 1.2 \text{ A}$
C to E diode forward current	V_{ECF}	—	—	3.0	V	$I_F = 6 \text{ A}$
Fall time	t_f	—	—	1.0	μs	$I_{CP} = 4 \text{ A}, I_{B1} = 0.8 \text{ A}, I_{B2} \approx -1.5 \text{ A}$

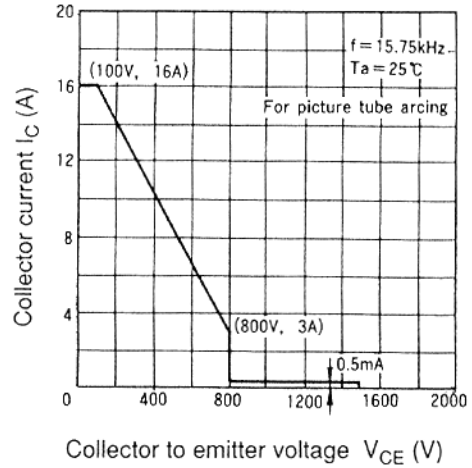


2SD2295

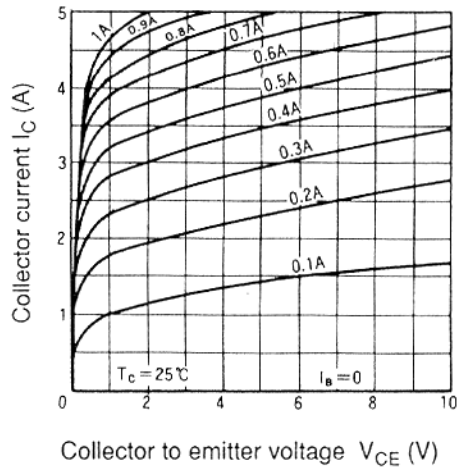
Maximum Collector Power Dissipation Curve



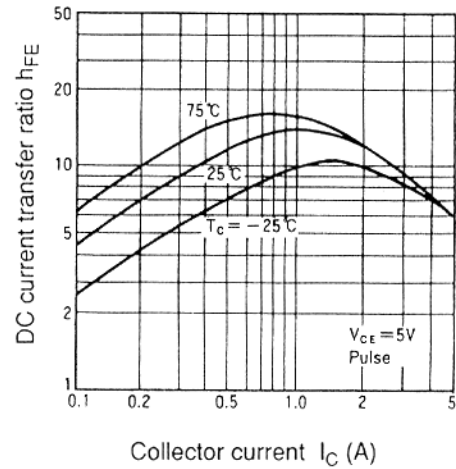
Area of Safe Operation



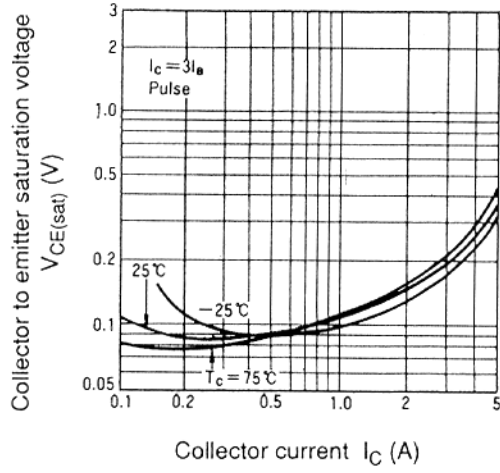
Typical Output Characteristics



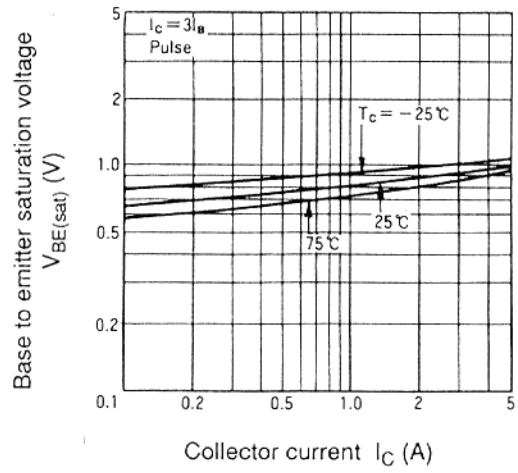
DC Current Transfer Ratio vs. Collector Current



Collector to Emitter Saturation Voltage vs. Collector Current



Base to Emitter Saturation Voltage vs. Collector Current



Collector to Emitter Saturation Voltage vs. Base Current

