

## 2SK2685

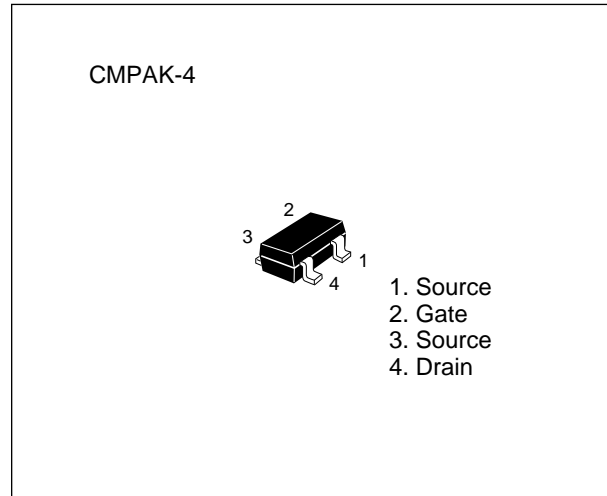
GaAs HEMT

### Application

UHF low noise amplifier

### Features

- Excellent low noise characteristics.  
F<sub>min</sub> = 0.83 dB typ. (3 V, 10 mA, 2 GHz)
- High associated gain.  
G<sub>a</sub> = 17 dB typ. (3 V, 10 mA, 2 GHz)
- High voltage.  
V<sub>DS</sub> = 6 or more voltage.
- Small package. (CMPAK-4)



**Table 1 Absolute Maximum Ratings** (T<sub>a</sub> = 25°C)

Item	Symbol	Ratings	Unit
Drain to source voltage	V <sub>DSS</sub>	6	V
Gate to source voltage	V <sub>GSO</sub>	-6	V
Gate to drain voltage	V <sub>GDO</sub>	-7	V
Drain current	I <sub>D</sub>	20	mA
Channel Power dissipation	P <sub>ch</sub>	100	mW
Channel temperature	T <sub>ch</sub>	125	°C
Storage temperature	T <sub>stg</sub>	-55 to +125	°C

Note: Marking is "ZT-".

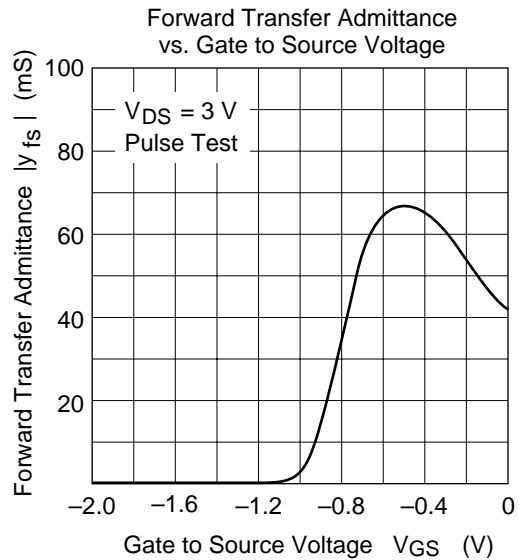
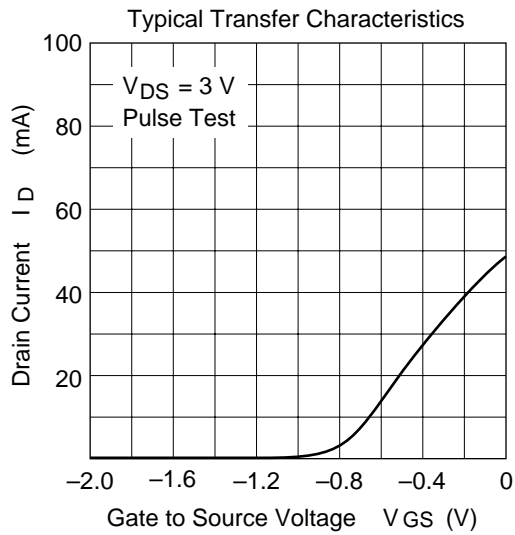
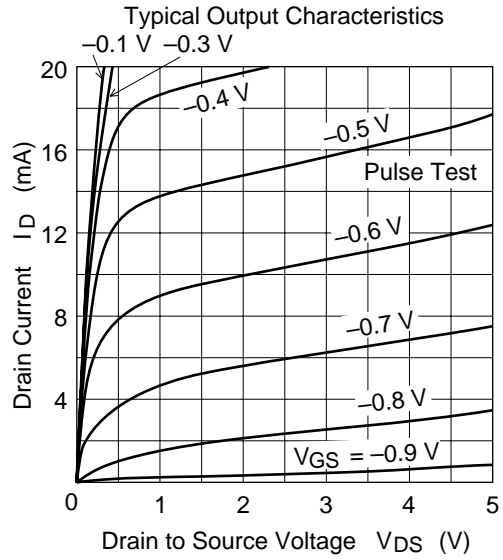
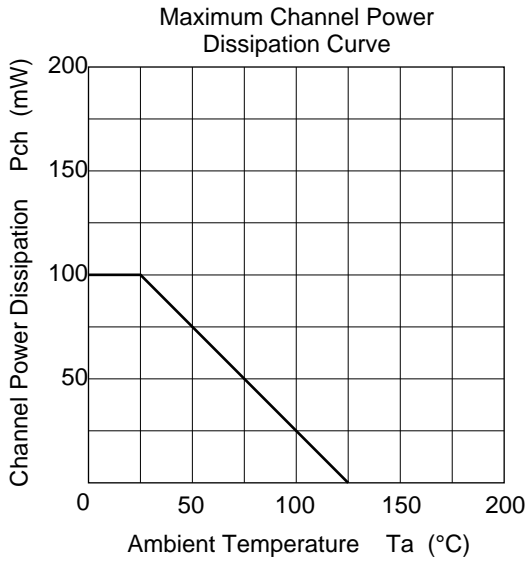
Attention: This device is very sensitive to electro static discharge.

It is recommended to adopt appropriate cautions when handling this transistor.

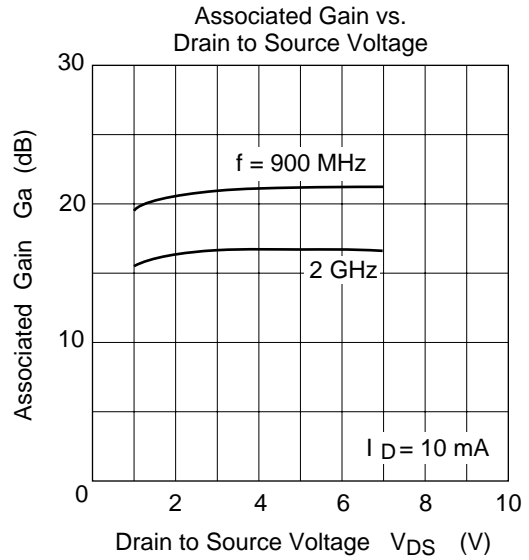
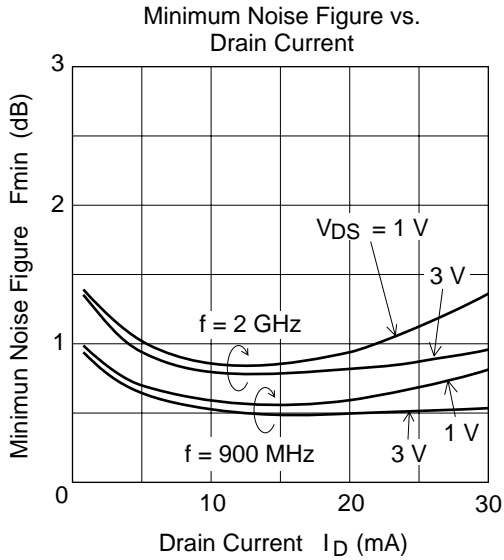
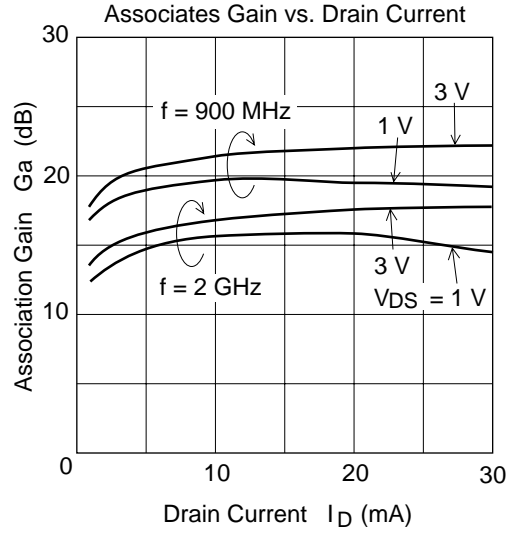
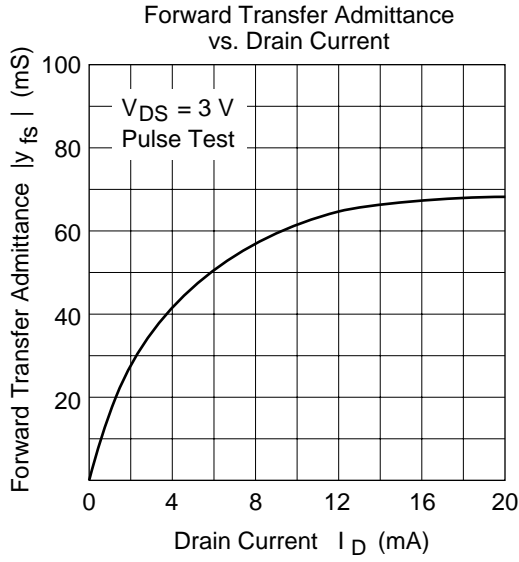
## 2SK2685

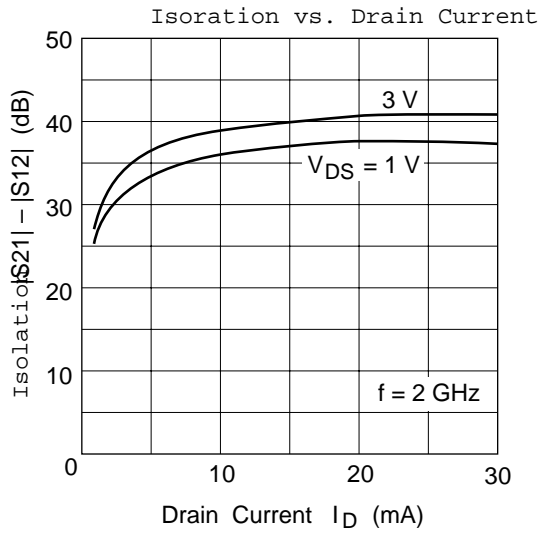
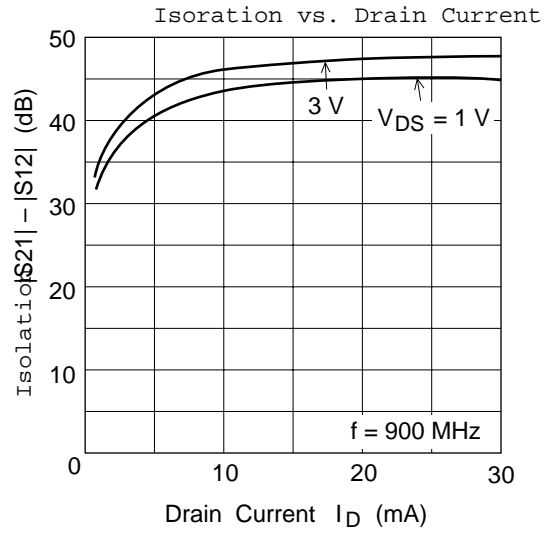
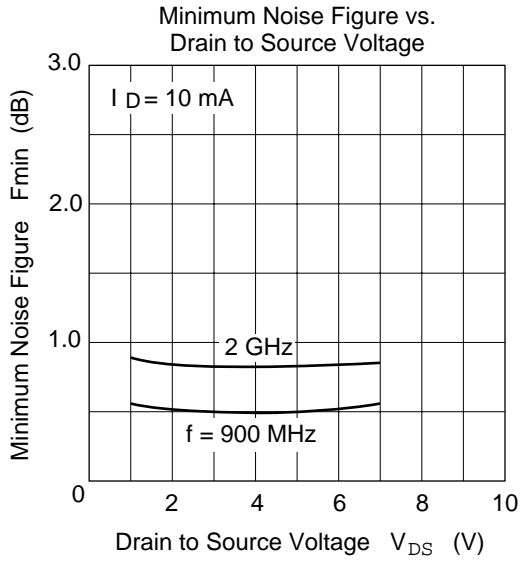
**Table 2 Electrical Characteristics (Ta = 25°C)**

Item	Symbol	Min	Typ	Max	Unit	Test conditions
Gate to source leak current	$I_{GSS}$	—	—	-20	$\mu A$	$V_{GS} = -6 V, V_{DS} = 0$
Gate to source cutoff voltage	$V_{GS(off)}$	-0.3	—	-2.0	V	$V_{DS} = 3 V, I_D = 100 \mu A$
Drain to source leak current	$I_{DSS}$	35	50	70	mA	$V_{DS} = 3 V, V_{GS} = 0$ Pulse Test
Forward transfer admittance	$ y_{fs} $	40	60	—	mS	$V_{DS} = 3 V, I_D = 10 mA$ $f = 1 kHz$
Associated gain	Ga	—	17.0	—	dB	$V_{DS} = 3 V, I_D = 10 mA$ $f = 2 GHz$
Associated gain	Ga	—	15.2	—	dB	$V_{DS} = 3 V, I_D = 3 mA$ $f = 2 GHz$
Associated gain	Ga	16	21.4	—	dB	$V_{DS} = 3 V, I_D = 10 mA$ $f = 900 MHz$
Associated gain	Ga	—	19.7	—	dB	$V_{DS} = 3 V, I_D = 3 mA$ $f = 900 MHz$
Minimum noise figure	Fmin	—	0.83	—	dB	$V_{DS} = 3 V, I_D = 10 mA$ $f = 2 GHz$
Minimum noise figure	Fmin	—	1.08	—	dB	$V_{DS} = 3 V, I_D = 3 mA$ $f = 2 GHz$
Minimum noise figure	Fmin	—	0.52	1.0	dB	$V_{DS} = 3 V, I_D = 10 mA$ $f = 900 MHz$
Minimum noise figure	Fmin	—	0.74	—	dB	$V_{DS} = 3 V, I_D = 3 mA$ $f = 900 MHz$



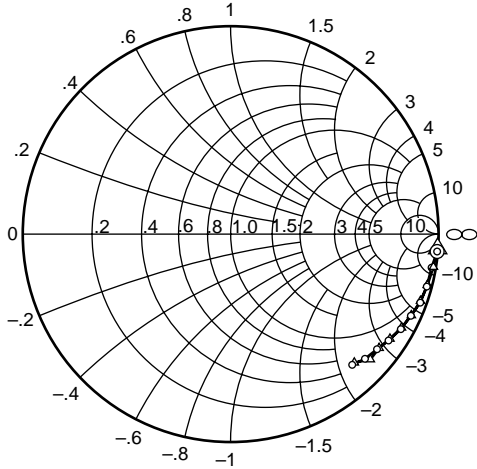
## 2SK2685





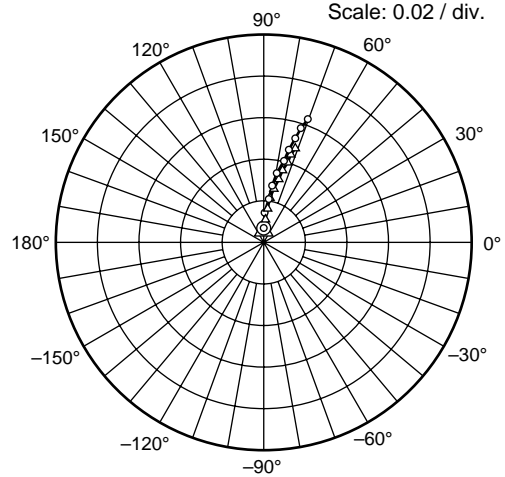
## 2SK2685

S11 Parameter vs. Frequency



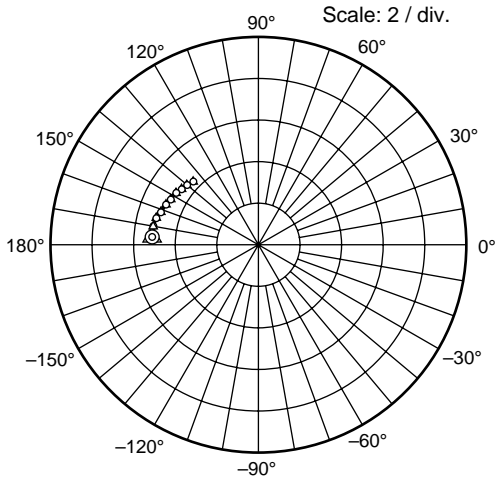
Condition:  $I_D = 10 \text{ mA}$ ,  $Z_o = 50 \Omega$   
 200 to 2000 MHz (200 MHz step)  
 ○ — ○ ( $V_{DS} = 1 \text{ V}$ )  
 △ — △ ( $V_{DS} = 3 \text{ V}$ )

S12 Parameter vs. Frequency



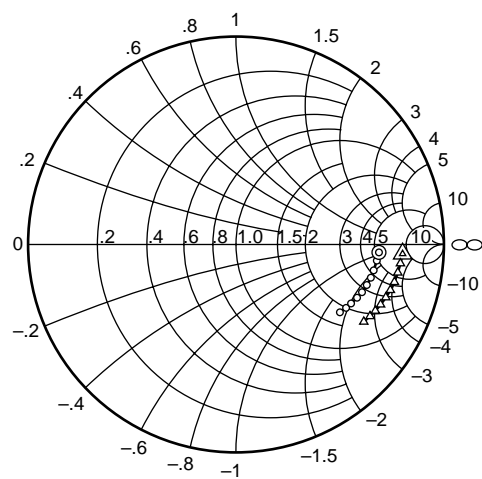
Scale: 0.02 / div.  
 Condition:  $I_D = 10 \text{ mA}$ ,  $Z_o = 50 \Omega$   
 200 to 2000 MHz (200 MHz step)  
 ○ — ○ ( $V_{DS} = 1 \text{ V}$ )  
 △ — △ ( $V_{DS} = 3 \text{ V}$ )

S21 Parameter vs. Frequency



Scale: 2 / div.  
 Condition:  $I_D = 10 \text{ mA}$ ,  $Z_o = 50 \Omega$   
 200 to 2000 MHz (200 MHz step)  
 ○ — ○ ( $V_{DS} = 1 \text{ V}$ )  
 △ — △ ( $V_{DS} = 3 \text{ V}$ )

S22 Parameter vs. Frequency



Condition:  $I_D = 10 \text{ mA}$ ,  $Z_o = 50 \Omega$   
 200 to 2000 MHz (200 MHz step)  
 ○ — ○ ( $V_{DS} = 1 \text{ V}$ )  
 △ — △ ( $V_{DS} = 3 \text{ V}$ )

**Table 3 S Parameter** ( $V_{DS} = 1\text{ V}$ ,  $I_D = 10\text{ mA}$ ,  $Z_O = 50\ \Omega$ )

f (MHz)	S11		S21		S12		S22	
	MAG	ANG	MAG	ANG	MAG	ANG	MAG	ANG
200	0.996	-4.8	5.12	175.8	0.00691	89.8	0.688	-3.2
400	0.980	-9.5	5.13	169.9	0.0143	88.2	0.682	-6.5
600	0.977	-15.0	5.07	165.4	0.0210	83.3	0.674	-10.6
800	0.970	-19.9	4.94	161.6	0.0276	81.5	0.668	-13.8
1000	0.952	-24.4	4.84	156.5	0.0399	79.3	0.658	-17.2
1200	0.938	-29.2	4.74	152.7	0.0404	76.0	0.648	-20.7
1400	0.916	-34.0	4.67	147.7	0.0462	74.8	0.636	-23.7
1600	0.896	-38.2	4.55	144.1	0.0523	73.1	0.622	-27.1
1800	0.882	-42.9	4.47	140.0	0.0578	72.0	0.611	-29.9
2000	0.859	-47.1	4.36	135.8	0.0630	70.3	0.597	-33.1

**Table 4 S Parameter** ( $V_{DS} = 3\text{ V}$ ,  $I_D = 10\text{ mA}$ ,  $Z_O = 50\ \Omega$ )

f (MHz)	S11		S21		S12		S22	
	MAG	ANG	MAG	ANG	MAG	ANG	MAG	ANG
200	0.998	-4.0	5.13	175.8	0.00581	89.8	0.802	-3.2
400	0.988	-9.2	5.14	170.1	0.0110	85.5	0.796	-6.5
600	0.978	-14.5	5.08	165.2	0.0163	83.3	0.790	-9.8
800	0.968	-19.4	4.95	161.4	0.0216	82.0	0.783	-13.3
1000	0.953	-24.2	4.85	156.4	0.0363	79.2	0.774	-16.4
1200	0.937	-28.7	4.75	152.5	0.0312	76.5	0.764	-19.4
1400	0.917	-33.3	4.68	147.8	0.0358	75.3	0.753	-22.5
1600	0.900	-37.5	4.57	144.0	0.0401	73.2	0.742	-25.4
1800	0.883	-41.9	4.49	140.1	0.0442	72.8	0.731	-28.1
2000	0.858	-46.1	4.37	135.9	0.0477	71.4	0.718	-31.1

## 2SK2685

### Package Dimensions

Unit : mm

