

# 2SK3927-01L,S,SJ

## N-CHANNEL SILICON POWER MOSFET

■ Outline Drawings (mm) 200406

### FUJI POWER MOSFET Super FAP-G Series

■ Features

- High speed switching
- Low on-resistance
- No secondary breakdown
- Low driving power
- Avalanche-proof

■ Applications

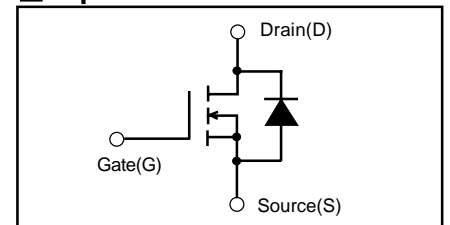
- Switching regulators
- DC-DC converters
- UPS (Uninterruptible Power Supply)

■ Maximum ratings and characteristic

● Absolute maximum ratings  
(Tc=25°C unless otherwise specified)

Item	Symbol	Ratings	Unit	Remarks
Drain-source voltage	V <sub>DS</sub>	250	V	
	V <sub>D SX</sub>	220	V	V <sub>GS</sub> =-30V
Continuous Drain Current	I <sub>D</sub>	34	A	
Pulsed Drain Current	I <sub>D(puls)</sub>	±136	A	
Gate-Source Voltage	V <sub>GS</sub>	±30	V	
Maximum Avalanche current	I <sub>AR</sub>	34	A	Note *1
Non-Repetitive Maximum Avalanche Energy	E <sub>AS</sub>	665.7	mJ	Note *2
Repetitive Maximum Avalanche Energy	E <sub>AR</sub>	27	mJ	Note *3
Maximum Drain-Source dV/dt	dV <sub>DS</sub> /dt	20	kV/μs	V <sub>DS</sub> ≤250V
Peak Diode Recovery dV/dt	dV/dt	5	kV/μs	Note *4
Peak Diode Recovery -di/dt	-di/dt	100	A/μs	Note *5
Max. Power Dissipation	P <sub>D</sub>	270	W	T <sub>c</sub> =25°C
		2.02		T <sub>a</sub> =25°C
Operating and Storage Temperature range	T <sub>ch</sub>	+150	°C	
	T <sub>stg</sub>	-55 to +150	°C	

■ Equivalent circuit schematic



Note \*1: T<sub>ch</sub> ≤ 150°C, Repetitive and Non-repetitive

Note \*2: Starting T<sub>ch</sub>=25°C, I<sub>AS</sub>=14A, L=5.71mH,

V<sub>CC</sub>=48V, R<sub>G</sub>=50Ω

EAS limited by maximum channel temperature and avalanche current.

See to the 'Avalanche Energy' graph

Note \*3: Repetitive rating: Pulse width limited by maximum channel temperature.

See to the 'Transient Thermal impedance' graph

Note \*4: I<sub>F</sub> ≤ -I<sub>D</sub>, -di/dt=100A/μs, V<sub>CC</sub> ≤ BV<sub>DSS</sub>, T<sub>ch</sub> ≤ 150°C

Note \*5: I<sub>F</sub> ≤ -I<sub>D</sub>, dv/dt=5kV/μs, V<sub>CC</sub> ≤ BV<sub>DSS</sub>, T<sub>ch</sub> ≤ 150°C

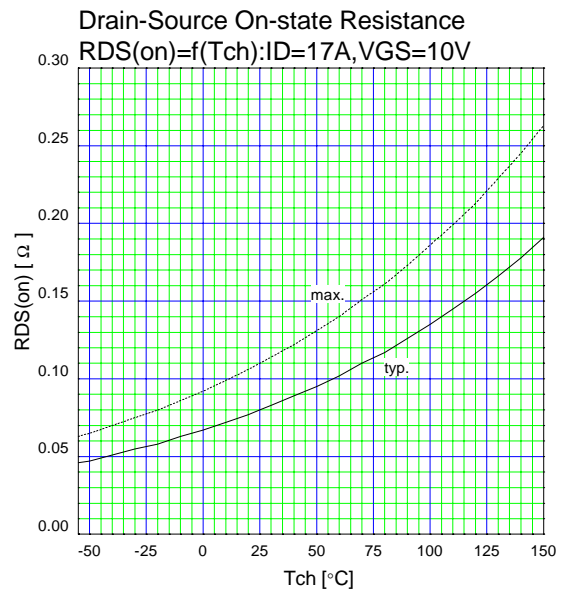
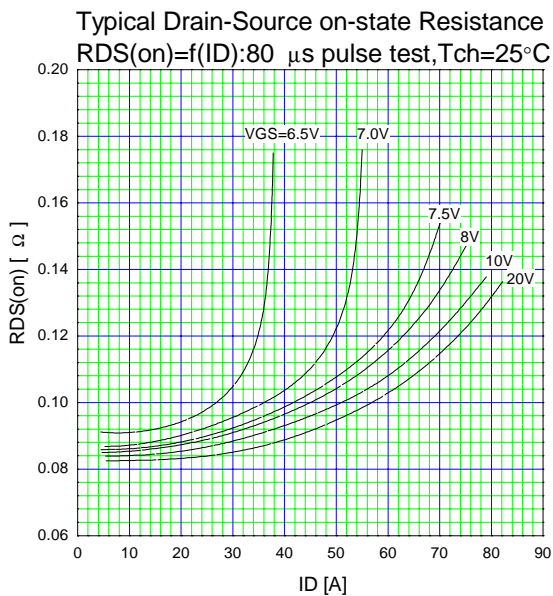
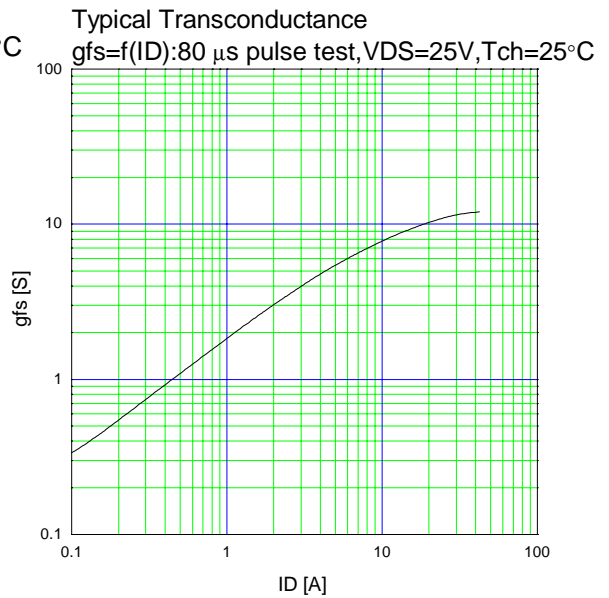
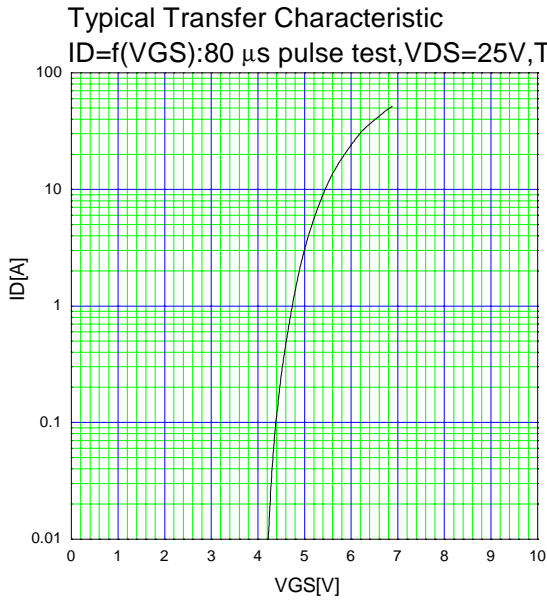
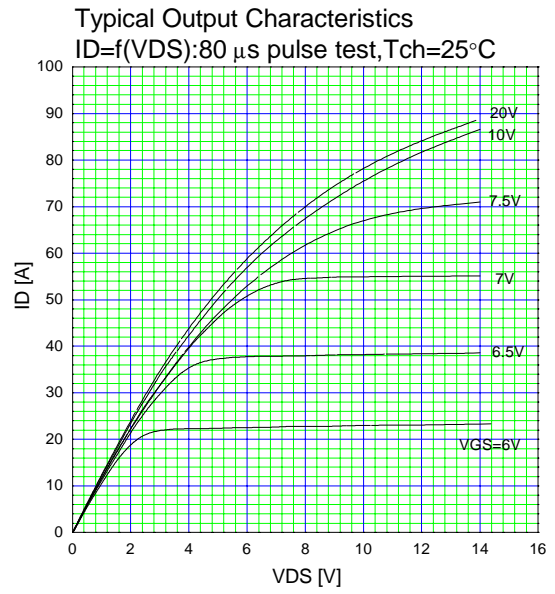
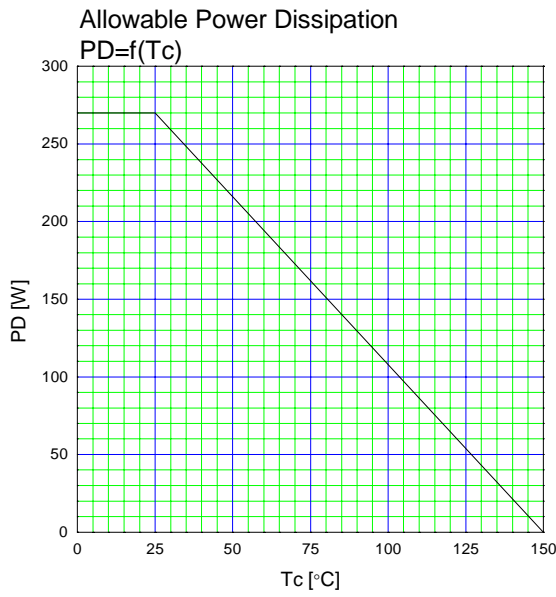
● Electrical characteristics (Tc = 25°C unless otherwise specified)

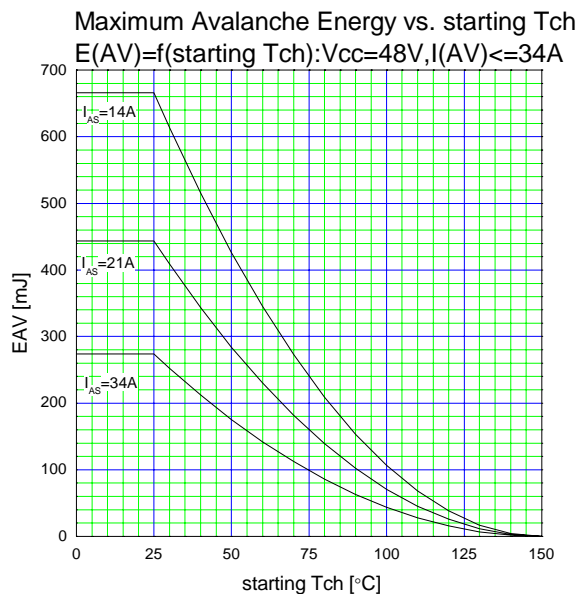
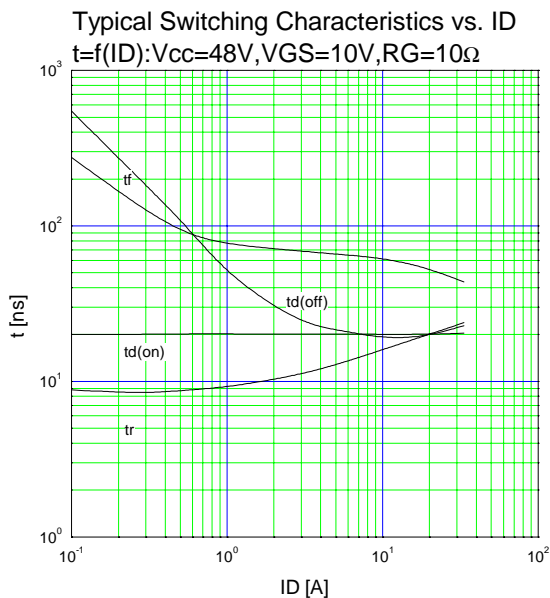
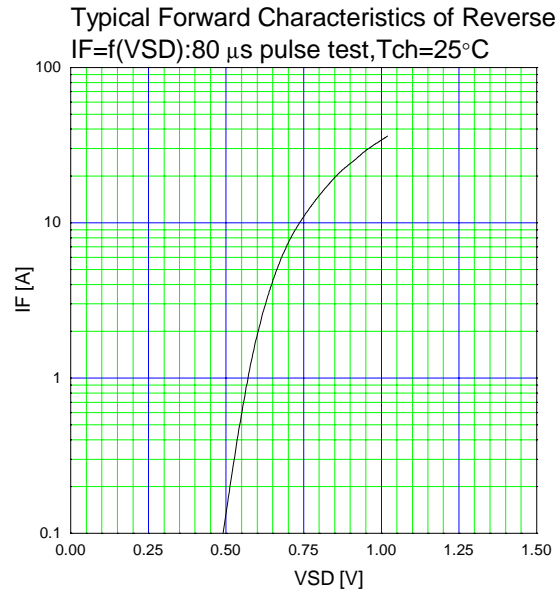
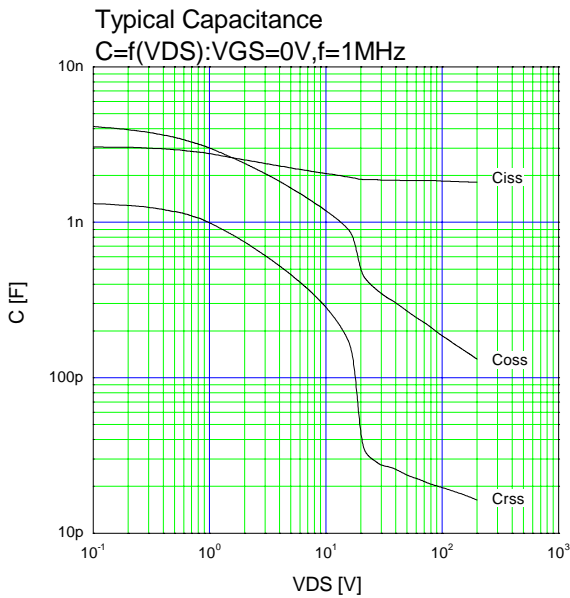
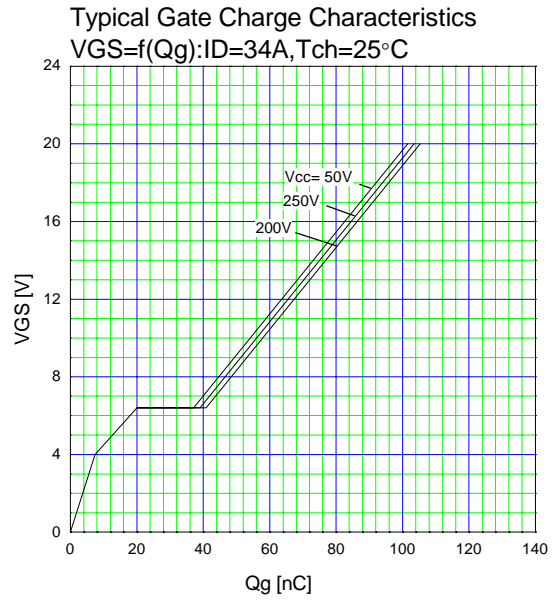
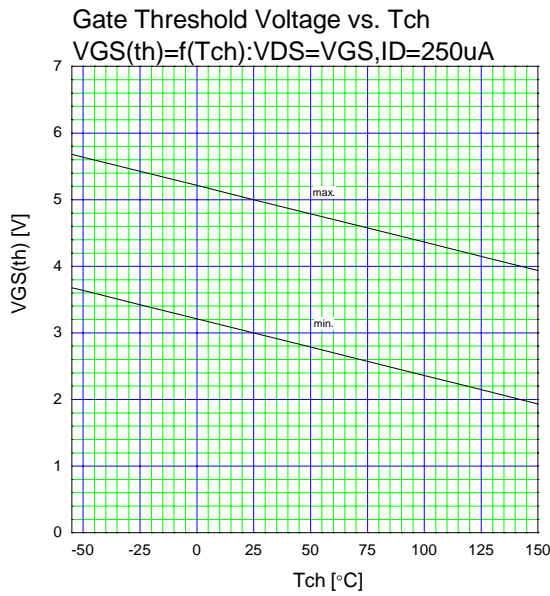
Item	Symbol	Test Conditions	Min.	Typ.	Max.	Units
Drain-Source Breakdown Voltage	BV <sub>DSS</sub>	I <sub>D</sub> =250μA V <sub>GS</sub> =0V	250			V
Gate Threshold Voltage	V <sub>GS(th)</sub>	I <sub>D</sub> =250μA V <sub>DS</sub> =V <sub>GS</sub>	3.0		5.0	V
Zero Gate Voltage Drain Current	I <sub>DSS</sub>	V <sub>DS</sub> =250V V <sub>GS</sub> =0V			25	μA
		V <sub>DS</sub> =200V V <sub>GS</sub> =0V			2.0	mA
Gate-Source Leakage Current	I <sub>GSS</sub>	V <sub>GS</sub> =±30V V <sub>DS</sub> =0V			100	nA
Drain-Source On-State Resistance	R <sub>DS(on)</sub>	I <sub>D</sub> =17A V <sub>GS</sub> =10V		85	110	mΩ
Forward Transconductance	g <sub>fs</sub>	I <sub>D</sub> =17A V <sub>DS</sub> =25V	13	26		S
Input Capacitance	C <sub>iss</sub>	V <sub>DS</sub> =75V		1850	2800	pF
Output Capacitance	C <sub>oss</sub>	V <sub>GS</sub> =0V		220	330	
Reverse Transfer Capacitance	C <sub>rss</sub>	f=1MHz		21	32	
Turn-On Time t <sub>on</sub>	td(on)	V <sub>CC</sub> =48V I <sub>D</sub> =17A		20	30	ns
	t <sub>r</sub>	V <sub>GS</sub> =10V		19	29	
Turn-Off Time t <sub>off</sub>	td(off)	R <sub>GS</sub> =10Ω		56	85	
	t <sub>f</sub>			19	29	
Total Gate Charge	Q <sub>G</sub>	V <sub>CC</sub> =125V		56	85	nC
Gate-Source Charge	Q <sub>GS</sub>	I <sub>D</sub> =34A		20	30	
Gate-Drain Charge	Q <sub>GD</sub>	V <sub>GS</sub> =10V		19	29	
Diode forward on-voltage	V <sub>SD</sub>	I <sub>F</sub> =34A V <sub>GS</sub> =0V T <sub>ch</sub> =25°C		1.00	1.50	V
Reverse recovery time	t <sub>rr</sub>	I <sub>F</sub> =34A V <sub>GS</sub> =0V		140	250	ns
Reverse recovery charge	Q <sub>rr</sub>	-di/dt=100A/μs T <sub>ch</sub> =25°C		0.5	1.25	μC

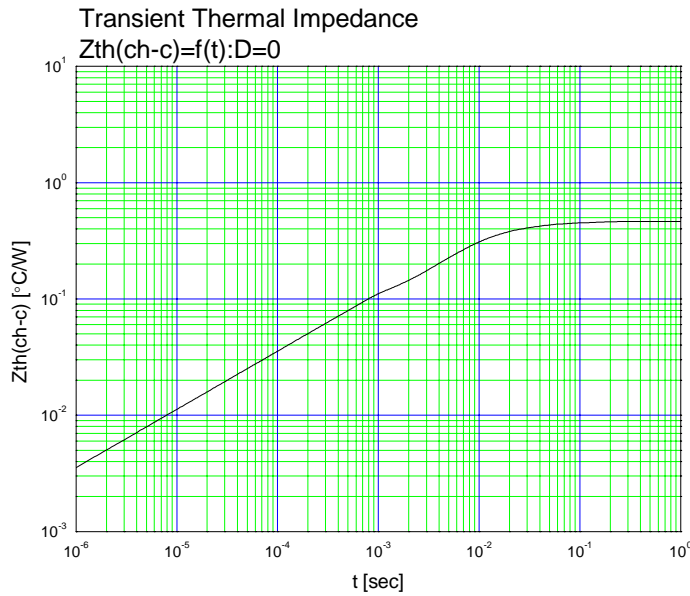
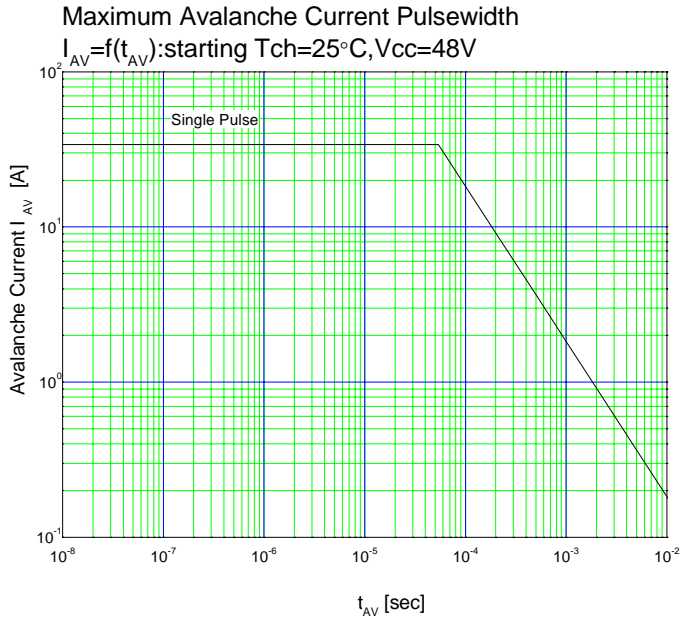
● Thermal characteristics

Item	Symbol	Test Conditions	Min.	Typ.	Max.	Units
Thermal resistance	R <sub>th(ch-c)</sub>	channel to case			0.463	°C/W
	R <sub>th(ch-a)</sub>	channel to ambient			75	°C/W

## Characteristics







## Outline Drawings (mm)

