


**ZL SERIES**
**105°C High ripple current, Low impedance.**
**◆ FEATURES**

- Enabled high ripple current by a reduction of impedance at high frequency range.
- Load Life : 105°C 1000~5000hours.


**◆ SPECIFICATIONS**

Items	Characteristics																														
Category Temperature Range	-40~+105°C																														
Rated Voltage Range	6.3~100V.DC																														
Capacitance Tolerance	±20%(20°C, 120Hz)																														
Leakage Current(MAX)	I=0.01CV or 3µA whichever is greater. (After 2 minutes) I=Leakage Current(µA)      C=Rated Capacitance(µF)      V=Rated Voltage(V)																														
Dissipation Factor(MAX)	<table border="1"> <tr> <td>Rated Voltage (V)</td> <td>6.3</td> <td>10</td> <td>16</td> <td>25</td> <td>35</td> <td>50</td> <td>63</td> <td>100</td> <td>(20°C, 120Hz)</td> </tr> <tr> <td>tan δ</td> <td>0.22</td> <td>0.19</td> <td>0.16</td> <td>0.14</td> <td>0.12</td> <td>0.10</td> <td>0.09</td> <td>0.08</td> <td></td> </tr> </table> <p>When rated capacitance is over 1000µF, tan δ shall be added 0.02 to the listed value with increase of every 1000µF.</p>	Rated Voltage (V)	6.3	10	16	25	35	50	63	100	(20°C, 120Hz)	tan δ	0.22	0.19	0.16	0.14	0.12	0.10	0.09	0.08											
Rated Voltage (V)	6.3	10	16	25	35	50	63	100	(20°C, 120Hz)																						
tan δ	0.22	0.19	0.16	0.14	0.12	0.10	0.09	0.08																							
Endurance	<p>After life test with rated ripple current at conditions stated in the table below, the capacitors shall meet the following requirements.</p> <table border="1"> <tr> <td>Capacitance Change</td> <td>Within ±25% of the initial value.</td> <td rowspan="3"> <table border="1"> <tr> <th>Case size</th> <th>Life Time (hrs)</th> </tr> <tr> <td>L=7</td> <td>1000</td> </tr> <tr> <td rowspan="3">L≥11</td> <td>∅D≤6.3</td> <td>2000</td> </tr> <tr> <td>∅D= 8</td> <td>3000</td> </tr> <tr> <td>∅D= 10</td> <td>4000</td> </tr> <tr> <td>∅D≥12.5</td> <td>5000</td> </tr> </table> </td> </tr> <tr> <td>Dissipation Factor</td> <td>Not more than 200% of the specified value.</td> </tr> <tr> <td>Leakage Current</td> <td>Not more than the specified value.</td> </tr> </table>	Capacitance Change	Within ±25% of the initial value.	<table border="1"> <tr> <th>Case size</th> <th>Life Time (hrs)</th> </tr> <tr> <td>L=7</td> <td>1000</td> </tr> <tr> <td rowspan="3">L≥11</td> <td>∅D≤6.3</td> <td>2000</td> </tr> <tr> <td>∅D= 8</td> <td>3000</td> </tr> <tr> <td>∅D= 10</td> <td>4000</td> </tr> <tr> <td>∅D≥12.5</td> <td>5000</td> </tr> </table>	Case size	Life Time (hrs)	L=7	1000	L≥11	∅D≤6.3	2000	∅D= 8	3000	∅D= 10	4000	∅D≥12.5	5000	Dissipation Factor	Not more than 200% of the specified value.	Leakage Current	Not more than the specified value.										
Capacitance Change	Within ±25% of the initial value.	<table border="1"> <tr> <th>Case size</th> <th>Life Time (hrs)</th> </tr> <tr> <td>L=7</td> <td>1000</td> </tr> <tr> <td rowspan="3">L≥11</td> <td>∅D≤6.3</td> <td>2000</td> </tr> <tr> <td>∅D= 8</td> <td>3000</td> </tr> <tr> <td>∅D= 10</td> <td>4000</td> </tr> <tr> <td>∅D≥12.5</td> <td>5000</td> </tr> </table>	Case size		Life Time (hrs)	L=7	1000	L≥11		∅D≤6.3	2000	∅D= 8	3000	∅D= 10	4000	∅D≥12.5	5000														
Case size	Life Time (hrs)																														
L=7	1000																														
L≥11	∅D≤6.3	2000																													
	∅D= 8	3000																													
	∅D= 10	4000																													
∅D≥12.5	5000																														
Dissipation Factor	Not more than 200% of the specified value.																														
Leakage Current	Not more than the specified value.																														
Low Temperature Stability Impedance Ratio(MAX)	<table border="1"> <tr> <td>Rated Voltage (V)</td> <td>6.3</td> <td>10</td> <td>16</td> <td>25</td> <td>35</td> <td>50</td> <td>63</td> <td>100</td> <td>(120Hz)</td> </tr> <tr> <td>Z(-25°C)/Z(20°C)</td> <td>2</td> <td>2</td> <td>2</td> <td>2</td> <td>2</td> <td>2</td> <td>2</td> <td>2</td> <td></td> </tr> <tr> <td>Z(-40°C)/Z(20°C)</td> <td>3</td> <td>3</td> <td>3</td> <td>3</td> <td>3</td> <td>3</td> <td>3</td> <td>3</td> <td></td> </tr> </table>	Rated Voltage (V)	6.3	10	16	25	35	50	63	100	(120Hz)	Z(-25°C)/Z(20°C)	2	2	2	2	2	2	2	2		Z(-40°C)/Z(20°C)	3	3	3	3	3	3	3	3	
Rated Voltage (V)	6.3	10	16	25	35	50	63	100	(120Hz)																						
Z(-25°C)/Z(20°C)	2	2	2	2	2	2	2	2																							
Z(-40°C)/Z(20°C)	3	3	3	3	3	3	3	3																							

**◆ MULTIPLIER FOR RIPPLE CURRENT**

(1) Frequency coefficient

Frequency (Hz)		120	1k	10k	100k≤
Coefficient	5.6~33µF	0.42	0.70	0.90	1.00
	39~270µF	0.50	0.73	0.92	1.00
	330~680µF	0.55	0.77	0.94	1.00
	820~1800µF	0.60	0.80	0.96	1.00
	2200~6800µF	0.70	0.85	0.98	1.00

(2) Temperature coefficient

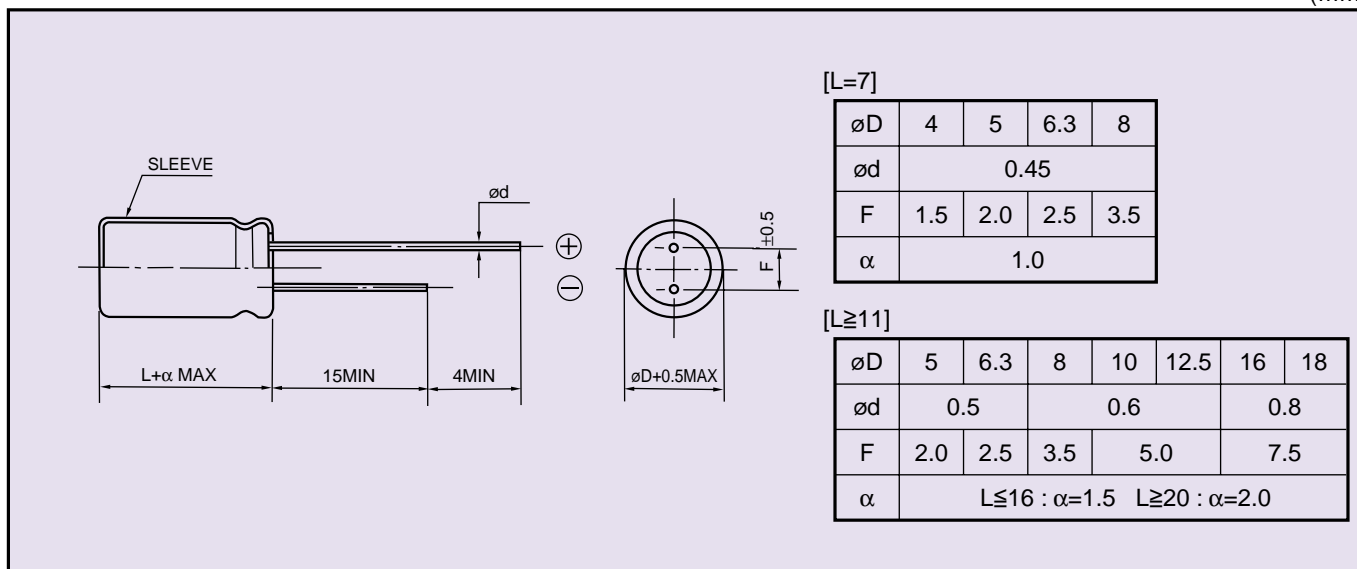
Ambient Temperature (°C)	105	85	65≥
Coefficient	1.0	1.7	2.1

**◆ PART NUMBER**

□□□	ZL	□□□□□	□	□□□	□□	D×L
Rated Voltage	Series	Rated Capacitance	Capacitance Tolerance	Option	Lead Forming	Case Size

**◆ DIMENSIONS**

(mm)


**◆ STANDARD SIZE**

Rated voltage 6.3V(0J)				
Rated capacitance (μF)	Size øD×L(mm)	Rated ripple current (mA r.m.s./105°C, 100kHz)	Impedance (ΩMAX)	
			20°C, 100kHz	-10°C, 100kHz
39	4×7	130	0.85	2.6
68	5×7	210	0.43	1.3
150	6.3×7	300	0.23	0.69
150	5×11	250	0.30	1.0
220	8×7	380	0.15	0.45
330	6.3×11	405	0.13	0.41
560	8×11.5	760	0.072	0.22
820	8×16	995	0.056	0.17
1000	10×12.5	1030	0.053	0.16
1200	8×20	1250	0.041	0.13
1200	10×16	1430	0.038	0.12
1500	10×20	1820	0.023	0.069
2200	10×23	2150	0.022	0.066
3300	12.5×20	2360	0.021	0.053
3900	12.5×25	2770	0.018	0.045
4700	12.5×30	3290	0.016	0.041
5600	12.5×35	3400	0.015	0.039
5600	16×20	3140	0.018	0.045
6800	16×25	3460	0.016	0.043

Rated voltage 10V(1A)				
Rated capacitance ( $\mu$ F)	Size $\varnothing$ DxL(mm)	Rated ripple current (mA r.m.s./105°C, 100kHz)	Impedance ( $\Omega$ MAX)	
			20°C, 100kHz	-10°C, 100kHz
27	4x7	130	0.89	2.7
56	5x7	210	0.44	1.4
100	5x11	250	0.30	1.0
120	6.3x7	300	0.23	0.69
180	8x7	380	0.15	0.45
220	6.3x11	405	0.13	0.41
470	8x11.5	760	0.072	0.22
680	8x16	995	0.056	0.17
680	10x12.5	1030	0.053	0.16
1000	8x20	1250	0.041	0.13
1000	10x16	1430	0.038	0.12
1200	10x20	1820	0.023	0.069
1500	10x23	2150	0.022	0.066
2200	12.5x20	2360	0.021	0.053
3300	12.5x25	2770	0.018	0.045
3900	12.5x30	3290	0.016	0.041
3900	16x20	3140	0.018	0.045
4700	12.5x35	3400	0.015	0.039
5600	16x25	3460	0.016	0.043

Rated voltage 16V(1C)				
Rated capacitance ( $\mu$ F)	Size $\varnothing$ DxL(mm)	Rated ripple current (mA r.m.s./105°C, 100kHz)	Impedance ( $\Omega$ MAX)	
			20°C, 100kHz	-10°C, 100kHz
18	4x7	130	0.92	2.8
33	5x7	210	0.45	1.4
56	5x11	250	0.30	1.0
68	6.3x7	300	0.24	0.72
120	8x7	380	0.15	0.45
120	6.3x11	405	0.13	0.41
330	8x11.5	760	0.072	0.22
470	8x16	995	0.056	0.17
470	10x12.5	1030	0.053	0.16
680	8x20	1250	0.041	0.13
680	10x16	1430	0.038	0.12
1000	10x20	1820	0.023	0.069
1200	10x23	2150	0.022	0.066
1500	12.5x20	2360	0.021	0.053
2200	12.5x25	2770	0.018	0.045
2700	12.5x30	3290	0.016	0.041
2700	16x20	3140	0.018	0.045
3300	12.5x35	3400	0.015	0.039
3900	16x25	3460	0.016	0.043

Rated voltage 25V(1E)				
Rated capacitance ( $\mu$ F)	Size $\varnothing$ DxL(mm)	Rated ripple current (mA r.m.s./105°C, 100kHz)	Impedance ( $\Omega$ MAX)	
			20°C, 100kHz	-10°C, 100kHz
15	4x7	130	0.94	2.9
27	5x7	210	0.46	1.4
47	5x11	250	0.30	1.0
56	6.3x7	300	0.24	0.72
100	8x7	380	0.15	0.45
100	6.3x11	405	0.13	0.41
220	8x11.5	760	0.072	0.22
330	8x16	995	0.056	0.17
330	10x12.5	1030	0.053	0.16
470	8x20	1250	0.041	0.13
470	10x16	1430	0.038	0.12
680	10x20	1820	0.023	0.069
820	10x23	2150	0.022	0.066
1000	12.5x20	2360	0.021	0.053
1500	12.5x25	2770	0.018	0.045
1800	12.5x30	3290	0.016	0.041
1800	16x20	3140	0.018	0.045
2200	12.5x35	3400	0.015	0.039
2700	16x25	3460	0.016	0.043

Rated voltage 35V(1V)				
Rated capacitance ( $\mu$ F)	Size $\varnothing$ DxL(mm)	Rated ripple current (mA r.m.s./105°C, 100kHz)	Impedance ( $\Omega$ MAX)	
			20°C, 100kHz	-10°C, 100kHz
10	4x7	130	0.96	2.9
18	5x7	210	0.47	1.5
33	5x11	250	0.30	1.0
39	6.3x7	300	0.25	0.75
56	8x7	380	0.16	0.48
56	6.3x11	405	0.13	0.41
150	8x11.5	760	0.072	0.22
220	8x16	995	0.056	0.17
220	10x12.5	1030	0.053	0.16
270	8x20	1250	0.041	0.13
330	10x16	1430	0.038	0.12
470	10x20	1820	0.023	0.069
560	10x23	2150	0.022	0.066
680	12.5x20	2360	0.021	0.053
1000	12.5x25	2770	0.018	0.045
1200	12.5x30	3290	0.016	0.041
1200	16x20	3140	0.018	0.045
1500	12.5x35	3400	0.015	0.039
1800	16x25	3460	0.016	0.043



# MINIATURE ALUMINUM ELECTROLYTIC CAPACITORS

ZL

Rated voltage 50V(1H)				
Rated capacitance ( $\mu$ F)	Size $\varnothing$ D×L(mm)	Rated ripple current (mA r.m.s./105°C, 100kHz)	Impedance ( $\Omega$ MAX)	
			20°C, 100kHz	-10°C, 100kHz
5.6	4×7	130	1.0	3.0
10	5×7	210	0.50	1.5
22	6.3×7	300	0.26	0.78
22	5×11	238	0.34	1.18
33	8×7	380	0.17	0.51
56	6.3×11	385	0.14	0.50
100	8×11.5	724	0.074	0.22
120	8×16	950	0.061	0.18
150	10×12.5	979	0.061	0.18
180	8×20	1190	0.046	0.14
220	10×16	1370	0.042	0.12
270	10×20	1580	0.030	0.090
330	10×23	1870	0.028	0.085
470	12.5×20	2050	0.027	0.068
560	12.5×25	2410	0.023	0.059
680	12.5×30	2860	0.021	0.052
820	12.5×35	2960	0.019	0.051
820	16×20	2730	0.023	0.059
1000	16×25	3010	0.021	0.056

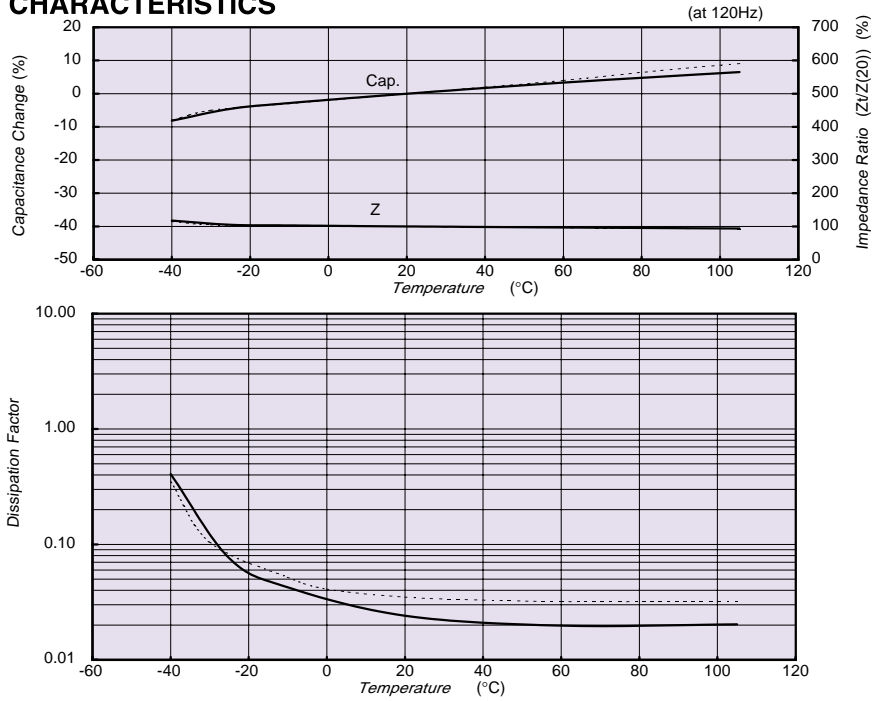
Rated voltage 63V(1J)				
Rated capacitance ( $\mu$ F)	Size $\varnothing$ D×L(mm)	Rated ripple current (mA r.m.s./105°C, 100kHz)	Impedance ( $\Omega$ MAX)	
			20°C, 100kHz	-10°C, 100kHz
15	5×11	165	0.88	3.5
33	6.3×11	265	0.35	1.4
56	8×11.5	500	0.22	0.88
82	8×16	665	0.16	0.64
82	10×12.5	685	0.15	0.60
120	8×20	820	0.12	0.48
120	10×16	945	0.11	0.44
180	10×20	1100	0.080	0.32
180	12.5×16	1135	0.082	0.27
220	10×23	1300	0.073	0.29
270	12.5×20	1495	0.060	0.20
330	12.5×25	1850	0.043	0.14
470	12.5×30	2250	0.039	0.13
470	16×20	1990	0.045	0.14
560	12.5×35	2450	0.033	0.11
560	16×25	2550	0.032	0.096
680	12.5×40	2780	0.029	0.096
680	18×20	2450	0.038	0.10
820	16×31.5	2810	0.026	0.078
820	18×25	2780	0.031	0.084
1000	16×35.5	2835	0.021	0.063
1000	18×31.5	3270	0.025	0.068
1200	16×40	3340	0.019	0.057
1200	18×35.5	3310	0.020	0.054
1500	18×40	3420	0.018	0.049

Rated voltage 100V(2A)				
Rated capacitance ( $\mu$ F)	Size $\varnothing$ D $\times$ L(mm)	Rated ripple current (mA r.m.s./105°C, 100kHz)	Impedance ( $\Omega$ MAX)	
			20°C, 100kHz	-10°C, 100kHz
6.8	5 $\times$ 11	125	1.40	5.6
15	6.3 $\times$ 11	205	0.57	2.3
27	8 $\times$ 11.5	355	0.36	1.4
39	8 $\times$ 16	450	0.25	1.0
47	10 $\times$ 12.5	450	0.24	0.96
56	8 $\times$ 20	565	0.19	0.76
68	10 $\times$ 16	580	0.18	0.72
82	10 $\times$ 20	750	0.13	0.52
82	12.5 $\times$ 16	735	0.13	0.43
100	10 $\times$ 23	880	0.12	0.48
120	12.5 $\times$ 20	1045	0.094	0.31
180	12.5 $\times$ 25	1195	0.071	0.23
220	12.5 $\times$ 30	1410	0.063	0.21
220	16 $\times$ 20	1295	0.071	0.21
270	12.5 $\times$ 35	1560	0.052	0.17
270	16 $\times$ 25	1600	0.053	0.16
270	18 $\times$ 20	1470	0.069	0.19
330	12.5 $\times$ 40	1700	0.046	0.15
390	16 $\times$ 31.5	1750	0.041	0.12
390	18 $\times$ 25	1620	0.049	0.13
470	16 $\times$ 35.5	1890	0.033	0.10
470	18 $\times$ 31.5	1775	0.039	0.11
560	16 $\times$ 40	2080	0.030	0.090
560	18 $\times$ 35.5	2060	0.031	0.084
680	18 $\times$ 40	2570	0.028	0.076

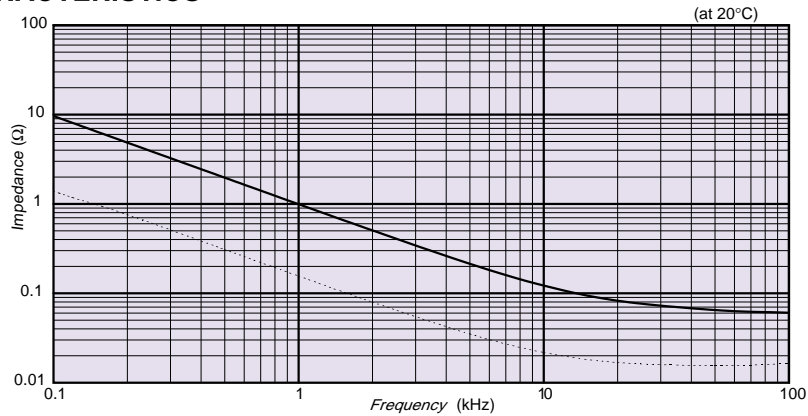
◆ **CHARACTERISTIC DATA**

————— 35 ZL 150M 8×11.5  
 - - - - - 25 ZL 1000M 12.5×20

• **TEMPERATURE CHARACTERISTICS**



• **FREQUENCY CHARACTERISTICS**



• **ENDURANCE**

