

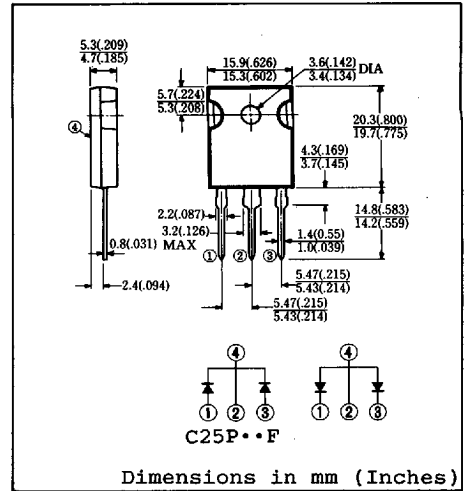
# FAST RECOVERY DIODE

27.7A/100~200V/trr: 50nsec

C25P10F C25P20F  
C25P10FR C25P20FR

## FEATURES

- Similar to TO-247AC (TO-3P) Case
- Dual Diodes - Cathode Common and Anode Common (Type - R)
- Ultra - Fast Recovery
- Low Forward Voltage Drop
- High Surge Capability
- 100 Volts thru 400 Volts Types Available



Dimensions in mm (Inches)

Approx. Net Weight: 5.55 Grams

## MAXIMUM RATINGS

Voltage Rating	TYPE	◆C25P10F ◆C25P10FR	C25P20F C25P20FR	Unit	
	Symbol				
Repetitive Peak Reverse Voltage	$V_{RRM}$	100	200	V	
Non-Repetitive Peak Reverse Voltage	$V_{RSM}$	110	220	V	
Electrical Rating	Symbol	Condition		Rating	Unit
Average Rectified Output Current	$I_O$	Full rectangular wave conduction $T_c = 84^\circ\text{C}$		27.7	A
		Full sinusoidal wave conduction $T_c = 93^\circ\text{C}$		25	
RMS Forward Current	$I_{F(RMS)}$			28	A
Peak One-cycle Forward Surge Current	$I_{FSM}$	50Hz full sine wave, non-repetitive		150	A
Operating Junction Temperature Range	$T_{jw}$			-40 to 150	$^\circ\text{C}$
Storage Temperature Range	$T_{stg}$			-40 to 150	$^\circ\text{C}$
Mounting Torque	$F_{tor}$	Recommended torque		0.5 (5.1)	$\text{N}\cdot\text{m}$ ( $\text{kgf}\cdot\text{cm}$ )

## ELECTRICAL & THERMAL CHARACTERISTICS

Characteristics	Symbol	Test Condition	Max.	Unit
Peak Forward Voltage	$V_{FM}$	$I_{FM} = 12.5\text{A}$ $T_j = 25^\circ\text{C}$ per diode leg	0.98	V
Peak Reverse Current	$I_{RM}$	$V_{RM} = V_{RRM}$ $T_j = 25^\circ\text{C}$ per diode leg	25	$\mu\text{A}$
Reverse Recovery Time	$t_{rr}$	$I_{FM} = 10\text{A}$ $-di/dt = 50\text{A}/\mu\text{s}$ $T_j = 35^\circ\text{C}$	50	ns
Thermal Resistance	$R_{th(j-c)}$	Junction to Case	2	$^\circ\text{C}/\text{W}$

◆ For spare parts only

6615123 0002269 162

FIG.1-FORWARD VOLTAGE VS. FORWARD CURRENT

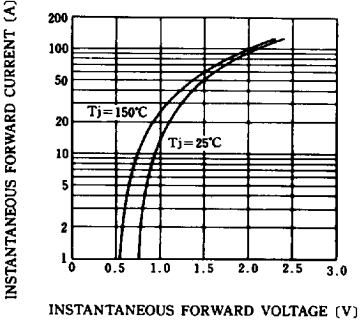


FIG.2-AVERAGE FORWARD DISSIPATION

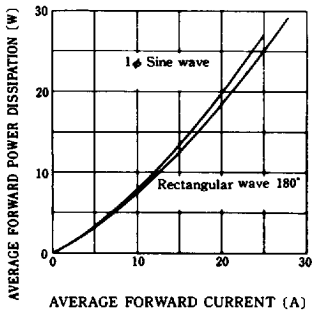


FIG.3-AVERAGE FORWARD CURRENT VS. CASE TEMPERATURE

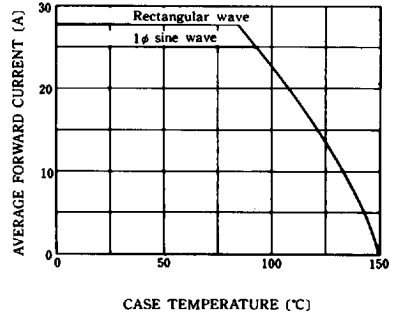
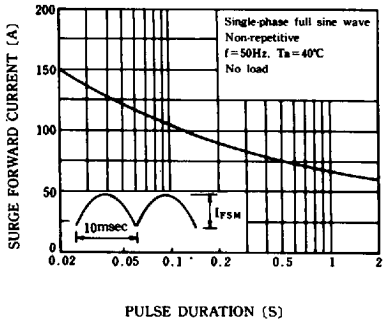


FIG.4-SURGE CURRENT RATINGS



F

6615123 0002270 984