

SHINDENGEN

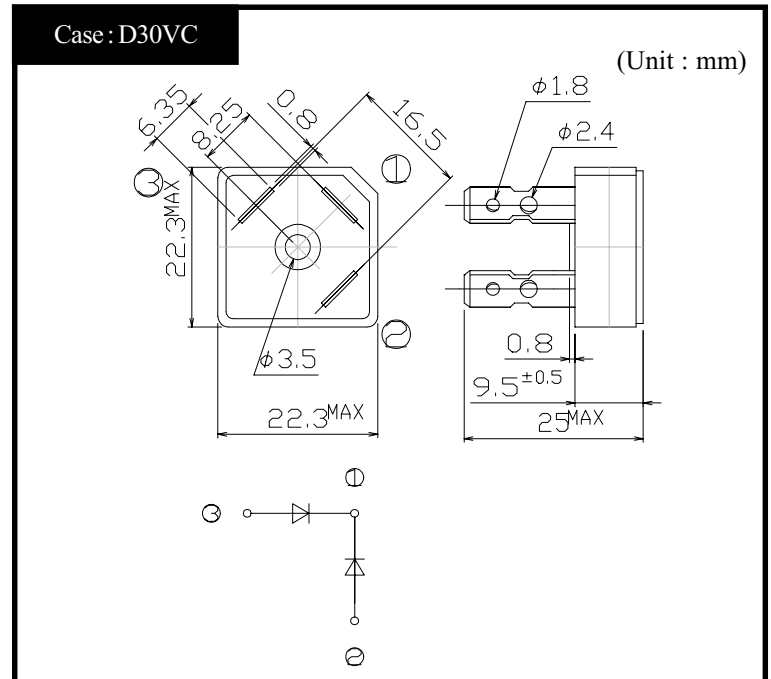
General Purpose Rectifiers

Dual Modules

D30VC60

600V 30A

OUTLINE DIMENSIONS



RATINGS

● Absolute Maximum Ratings

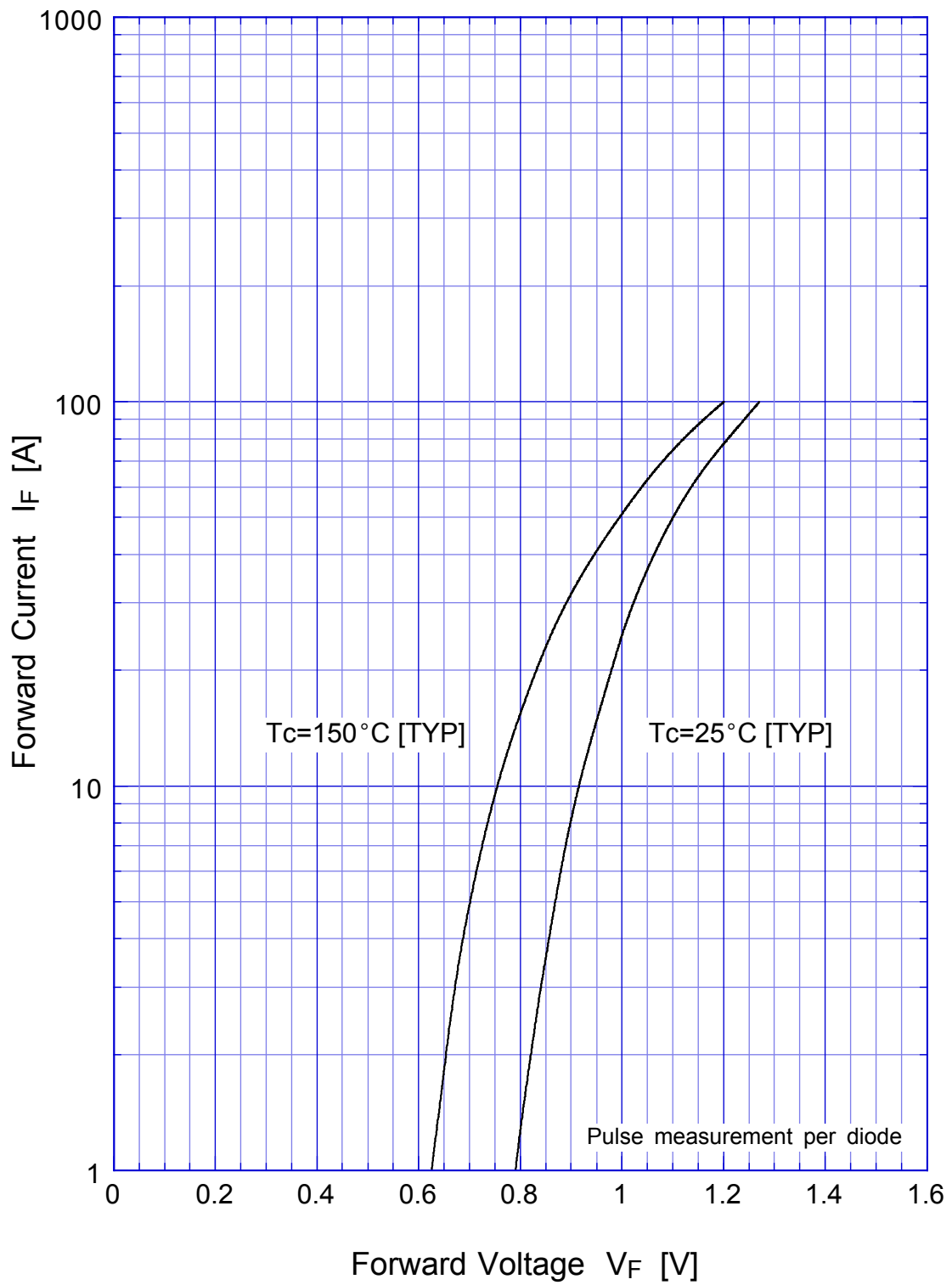
Item	Symbol	Conditions	Ratings	Unit
Storage Temperature	T_{stg}		-40~150	°C
Operating Junction Temperature	T_j		150	°C
Maximum Reverse Voltage	V_{RM}		600	V
Average Rectified Forward Current	I_O	50Hz sine wave, R-load With heatsink $T_c=124^{\circ}C$	30	A
Peak Surge Forward Current	I_{FSM}	50Hz sine wave, Non-repetitive 1cycle peak value, $T_j=25^{\circ}C$	300	A
Current Squared Time	I^2t	$1ms \leq t < 10ms$ $T_j=25^{\circ}C$	300	A^2s
Dielectric Strength	V_{dis}	Terminals to case, AC 1 minute	2	kV
Mounting Torque	TOR	(Recommended torque : 0.5N·m)	0.8	N·m

● Electrical Characteristics ($T_c=25^{\circ}C$)

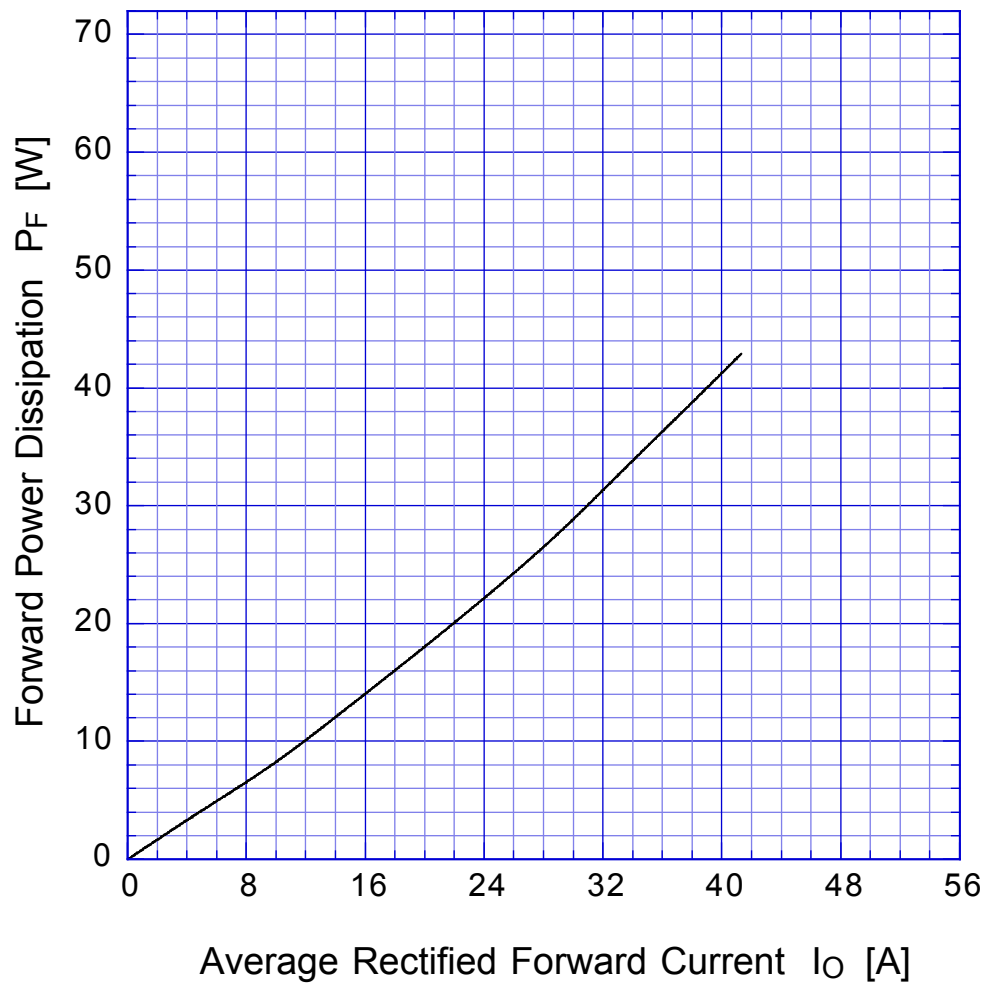
Item	Symbol	Conditions	Ratings	Unit
Forward Voltage	V_F	$I_F=15A$, Pulse measurement, Rating of per diode	Max.1.05	V
Reverse Current	I_R	$V_R=V_{RM}$, Pulse measurement, Rating of per diode	Max.10	μA
Thermal Resistance	θ_{jc}	junction to case	Max.0.9	°C/W

D30VC60

Forward Voltage



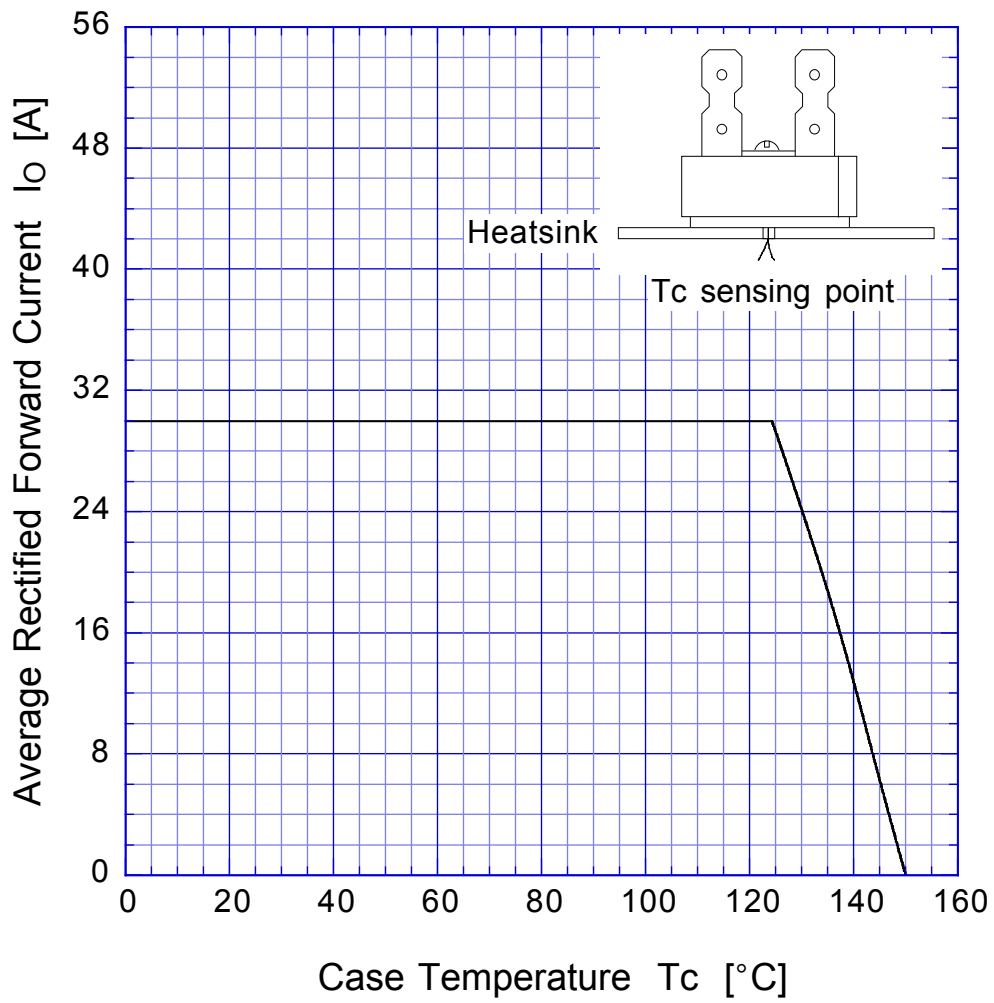
D30VC60 Forward Power Dissipation



$T_j = 150^\circ\text{C}$
Sine wave

D30VC60

Derating Curve



Sine wave
R-load

D30VC60

Peak Surge Forward Capability

