

SANYO	No.2222B	DBA150
		Silicon Diffused Junction Type
15.0A Single-Phase Bridge Rectifier		

Features

- Plastic molded structure.
- High reliability attained by glass passivation.
- Peak reverse voltage : $V_{RM} = 200$ to $600V$.
- Average rectified current : $I_O = 15A$.

Absolute Maximum Ratings at $T_a = 25^\circ C$

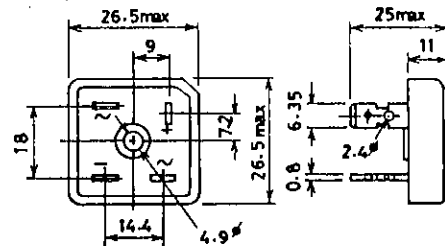
		DBA150C	DBA150G	unit
Peak Reverse Voltage	V_{RM}	200	600	V
Average Rectified Current	I_O	\rightarrow	4.5	A
	$T_a = 40^\circ C$	\rightarrow	15.0	A
	$T_a = 40^\circ C$, with $270 \times 270 \times 3.0mm^3$ Cu fin			
Surge Forward Current	I_{FSM}	\rightarrow	200	A
	50Hz sine wave, 1 cycle			
Junction Temperature	T_j	\rightarrow	150	$^\circ C$
Storage Temperature	T_{stg}	\rightarrow	-40 to +150	$^\circ C$
Insulation Voltage	V_{IS}	\rightarrow	2	kV

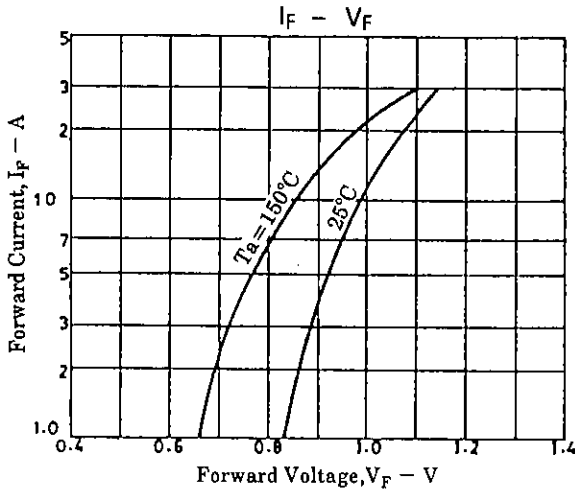
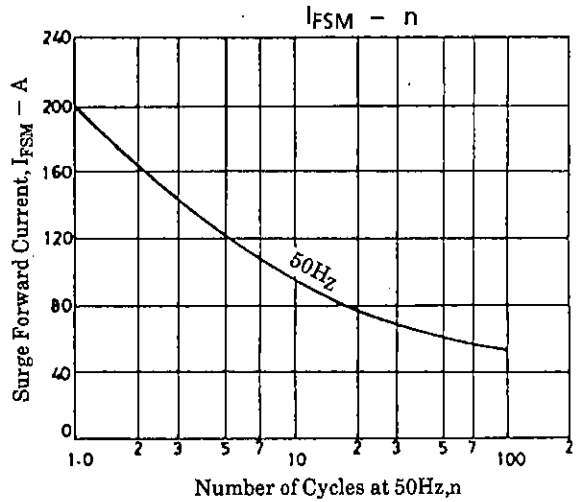
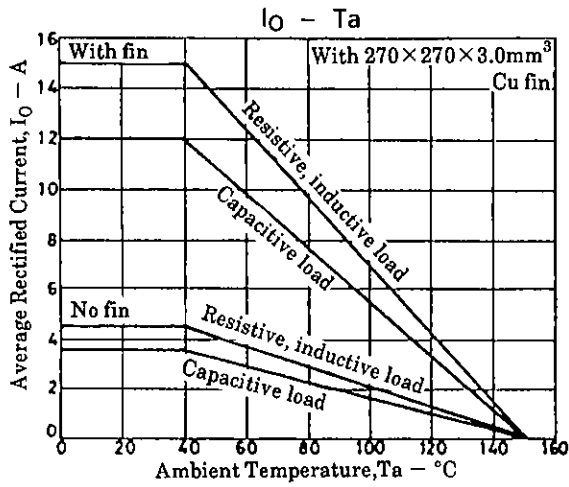
Electrical Characteristics at $T_a = 25^\circ C$

			min	typ	max	unit
		※ Per constituent element of bridge.				
Forward Voltage	V_F	$I_F = 7.5A$ ※			1.05	V
Reverse Current	I_R	V_R : At each V_{RM} ※			10	μA
Thermal Resistance	$R_{th(j-c)}$	Junction-Case			2.3	$^\circ C/W$

Note : Tightening torque : 0.98N·m max.

Package Dimensions 1170
(unit : mm)





- No products described or contained herein are intended for use in surgical implants, life-support systems, aerospace equipment, nuclear power control systems, vehicles, disaster/crime-prevention equipment and the like, the failure of which may directly or indirectly cause injury, death or property loss.
- Anyone purchasing any products described or contained herein for an above-mentioned use shall:
 - ① Accept full responsibility and indemnify and defend SANYO ELECTRIC CO., LTD., its affiliates, subsidiaries and distributors and all their officers and employees, jointly and severally, against any and all claims and litigation and all damages, cost and expenses associated with such use:
 - ② Not impose any responsibility for any fault or negligence which may be cited in any such claim or litigation on SANYO ELECTRIC CO., LTD., its affiliates, subsidiaries and distributors or any of their officers and employees jointly or severally.
- Information (including circuit diagrams and circuit parameters) herein is for example only; it is not guaranteed for volume production. SANYO believes information herein is accurate and reliable, but no guarantees are made or implied regarding its use or any infringements of intellectual property rights or other rights of third parties.

This catalog provides information as of August, 1995. Specifications and information herein are subject to change without notice.