

### 高速整流ダイオード

#### FAST RECOVERY DIODE

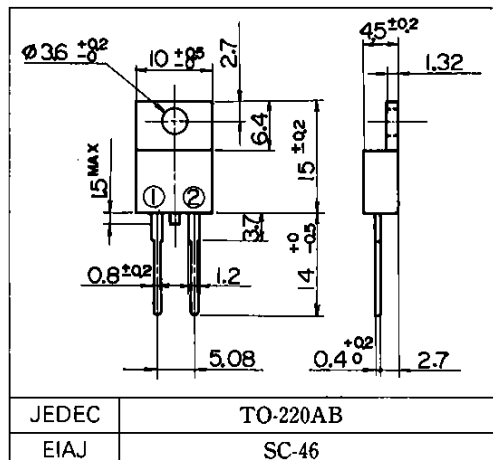
#### ■ 特長 : Features

- メサ形のため耐圧が高い  
High voltage by mesa design.
- 高信頼性  
High reliability

#### ■ 用途 : Applications

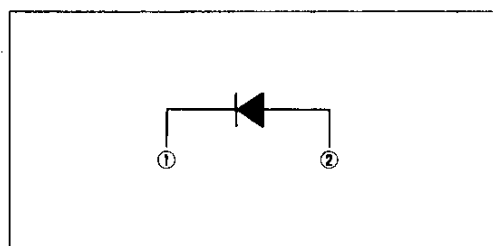
- 高速スイッチング  
High speed switching.

#### ■ 外形寸法 : Outline Drawings



#### ■ 電極接続

#### Connection Diagram



#### ■ 定格と特性 : Maximum Ratings and Characteristics

##### ● 絶対最大定格 : Absolute Maximum Ratings

Items	Symbols	Conditions	Ratings				Units
			-02	-04	-06	-08	
ピーク繰り返し逆電圧 Repetitive Peak Reverse Voltage	$V_{RRM}$		200	400	600	800	V
ピーク非繰り返し逆電圧 Non-Repetitive Peak Reverse Voltage	$V_{RSM}$		250	450	650	850	V
平均出力電流 Average Output Current	$I_O$	方形波, duty = 1/2, $T_C = 125^\circ\text{C}$ Square wave	5				A
サージ電流 Surge Current	$I_{FSM}$	正弦波 Sine wave 10ms	70				A
接合温度 Operating Junction Temperature	$T_J$		-40 ~ +150				$^\circ\text{C}$
保存温度 Storage Temperature	$T_{stg}$		-40 ~ +150				$^\circ\text{C}$

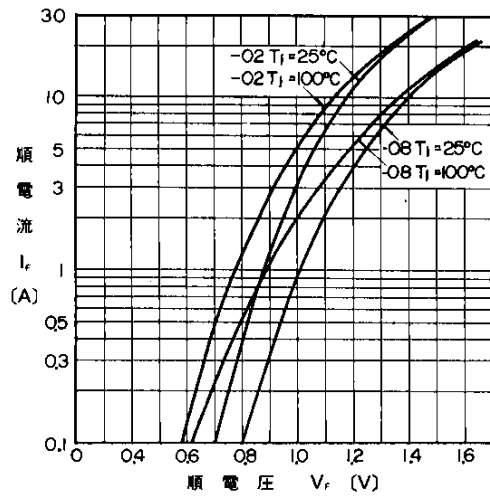
##### ● 電気的特性 (特に指定がない限り周囲温度 $T_a = 25^\circ\text{C}$ とする)

Electrical Characteristics ( $T_a = 25^\circ\text{C}$  Unless otherwise specified)

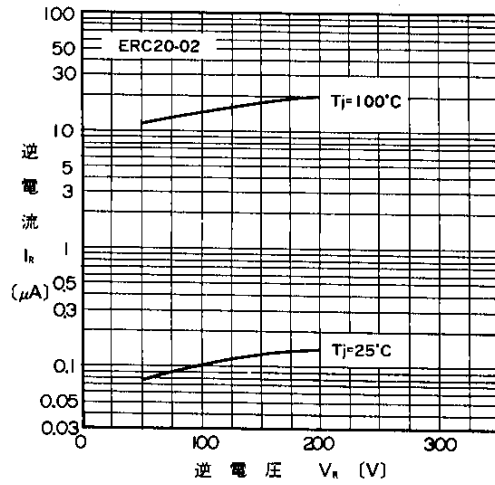
Items	Symbols	Conditions	Max.		Units
			-02, -04	-06, -08	
順電圧 Forward Voltage Drop	$V_{FM}$	$I_{FM} = 5.0\text{A}$	1.3	1.5	V
逆電流 Reverse Current	$I_{RRM}$	$V_R = V_{RRM}$	50		$\mu\text{A}$
逆回復時間 Reverse Recovery Time	$t_{rr}$	$I_F = 0.1\text{A}, I_R = 0.1\text{A}$	400		ns
熱抵抗 Thermal Resistance	$R_{th(j-c)}$	接合・ケース間 平滑直流 junction to case	3.0		$^\circ\text{C}/\text{W}$

A

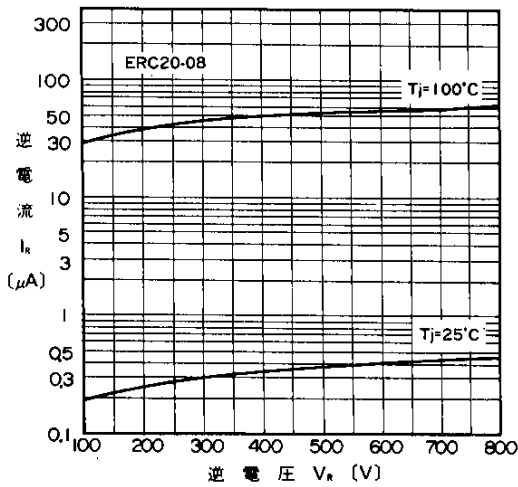
■特性曲線：Characteristics



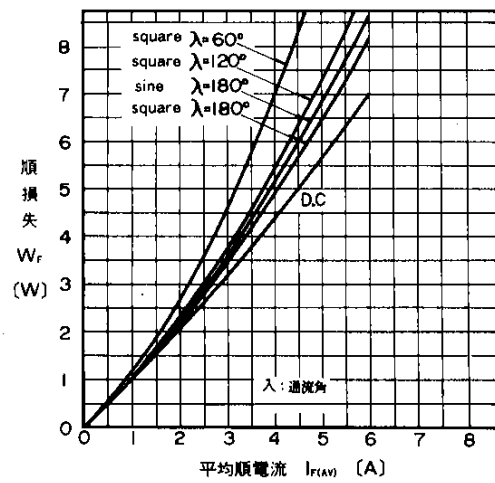
順特性 (代表特性)  
Forward Characteristics



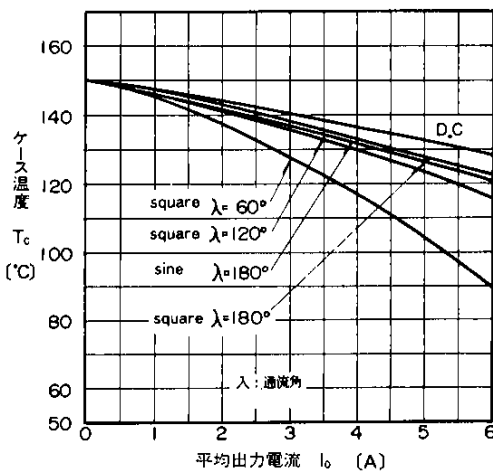
逆特性 (代表特性)  
Reverse Characteristics



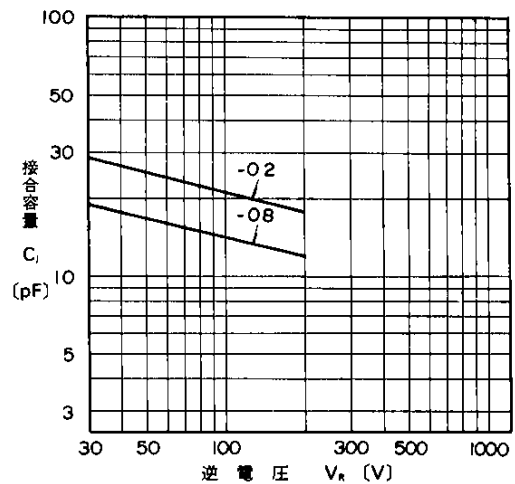
逆特性 (代表特性)  
Reverse Characteristics



順損失特性  
Forward Power Dissipation



平均出力電流—ケース温度特性  
Output Current-Case Temperature



接合容量特性(代表特性)  
Junction Capacitance Characteristics

A

