

SPECIFICATION

DEVICE NAME : SILICON DIODE
 TYPE NAME : ERW07-120
 SPEC. No. :
 DATE :

Fuji Electric Co.,Ltd.

This Specification is subject to change without notice.

	DATE	NAME	APPROVED	Fuji Electric Co.,Ltd.		
DRAWN				DWG.NO.	1/6	a
CHECKED	- -					

4. Electrical Characteristics (at $T_c=25^{\circ}\text{C}$ unless otherwise specified)

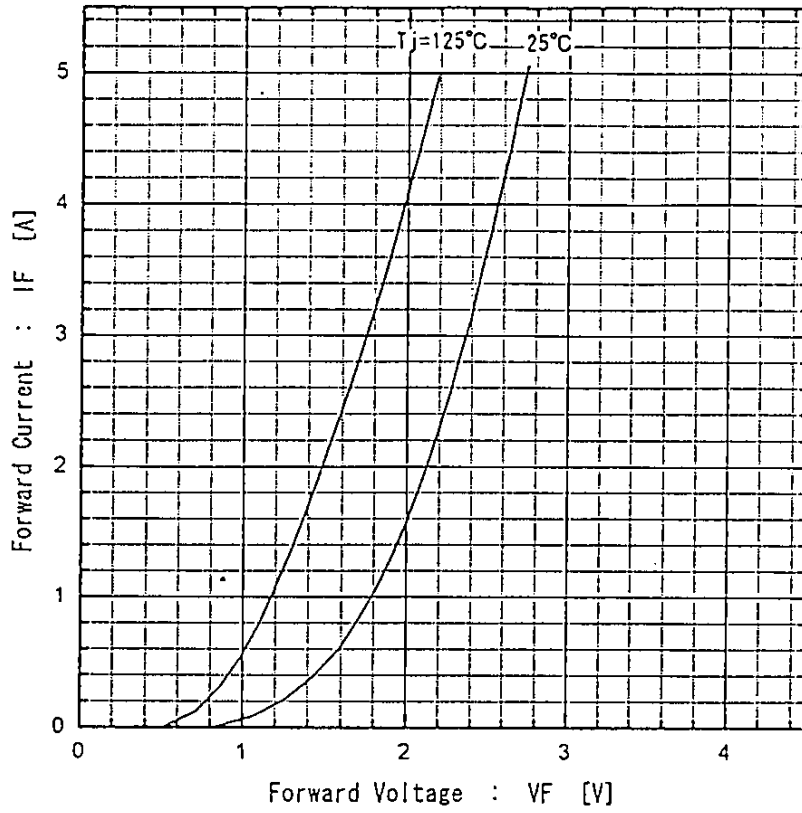
Items	Symbols	Characteristics			Conditions	Unit
		min.	typ.	max.		
Reverse Current	I_R	—	—	1.0	$V_R = 1200\text{V}$	mA
forward voltage	VF	—	—	3.0	$I_F = 2.5\text{A}$	V
Reverse recovery time	trr	—	—	0.3	$I_F=2.5\text{A}, V_R=200\text{V}$ $di/dt=100\text{A}/\mu\text{s}$	μs

5. Thermal resistance characteristics

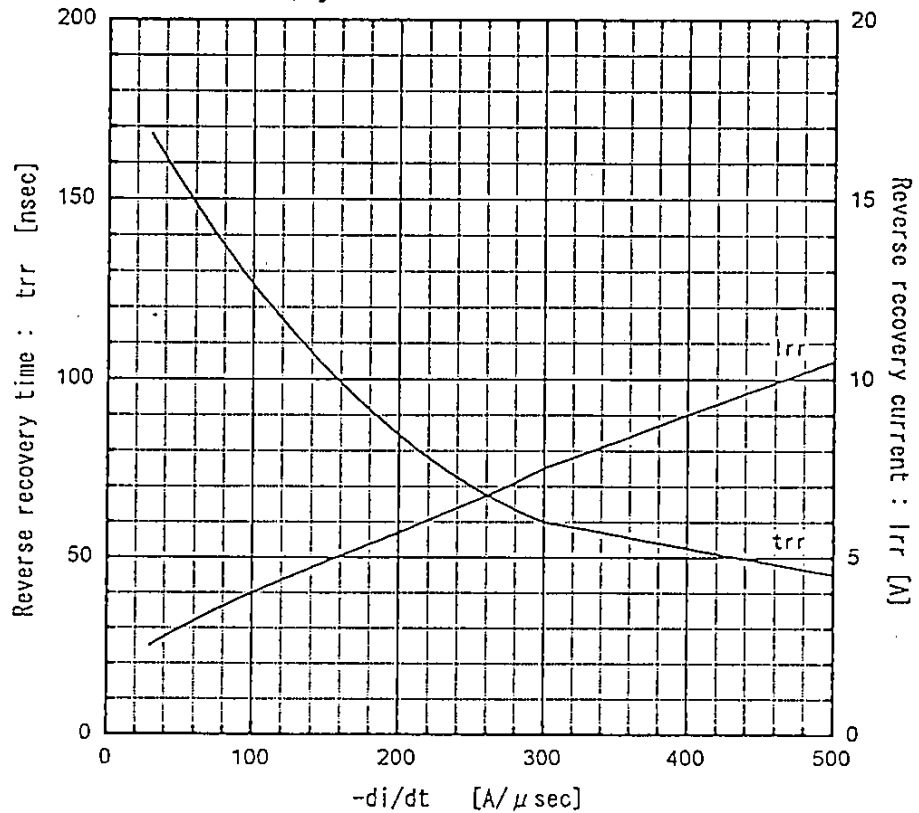
Items	Symbols	Characteristics			Conditions	Unit
		min.	typ.	max.		
Thermal resistance	$R_{th(j-c)}$	—	—	6.25	junction to case	$^{\circ}\text{C}/\text{W}$

This material and the information herein is the property of Fuji Electric Co. Ltd. They shall be neither reproduced, copied, lent, or disclosed in any way whatsoever for the use of any third party nor used for the manufacturing purposes without the express written consent of Fuji Electric Co., Ltd.

Forward voltage vs. Forward current



Reverse recovery characteristics vs. $-di/dt$
 $IF=2.5A, Tj=125^\circ C$



Fuji Electric Co., Ltd.

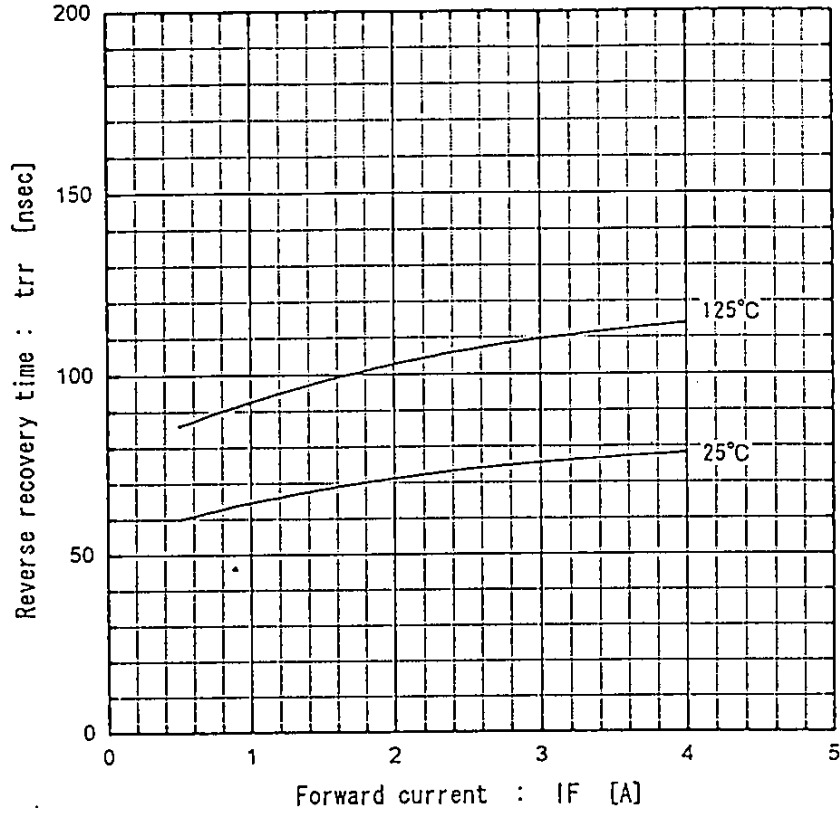
DWG. NO.

4/6

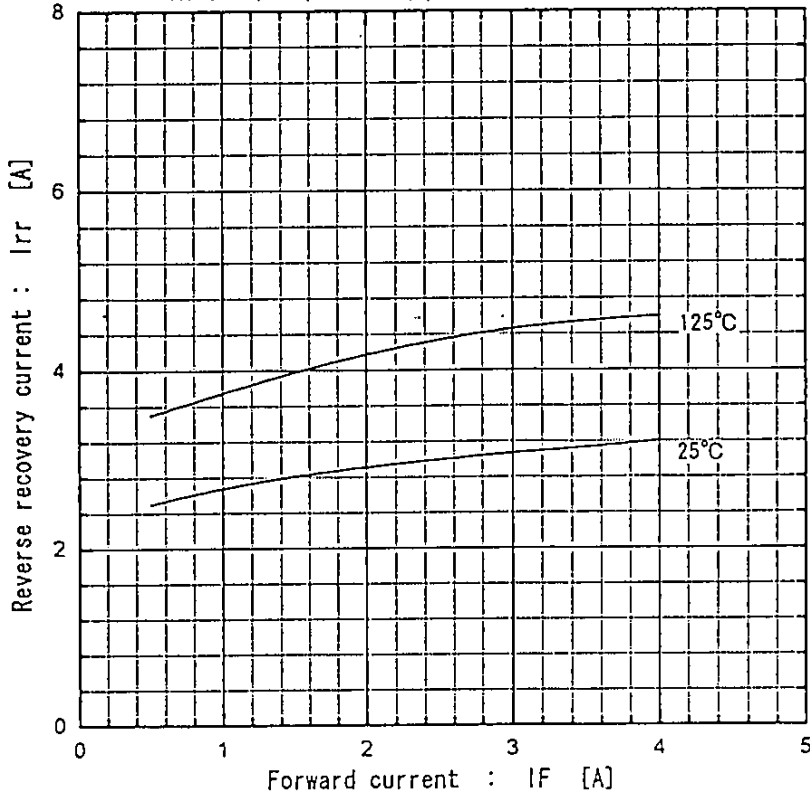
A

This material and the information herein is the property of Fuji Electric Co., Ltd. They shall be neither reproduced, copied, lent, or disclosed in any way whatsoever for the use of any third party nor used for the manufacturing purposes without the express written consent of Fuji Electric Co., Ltd.

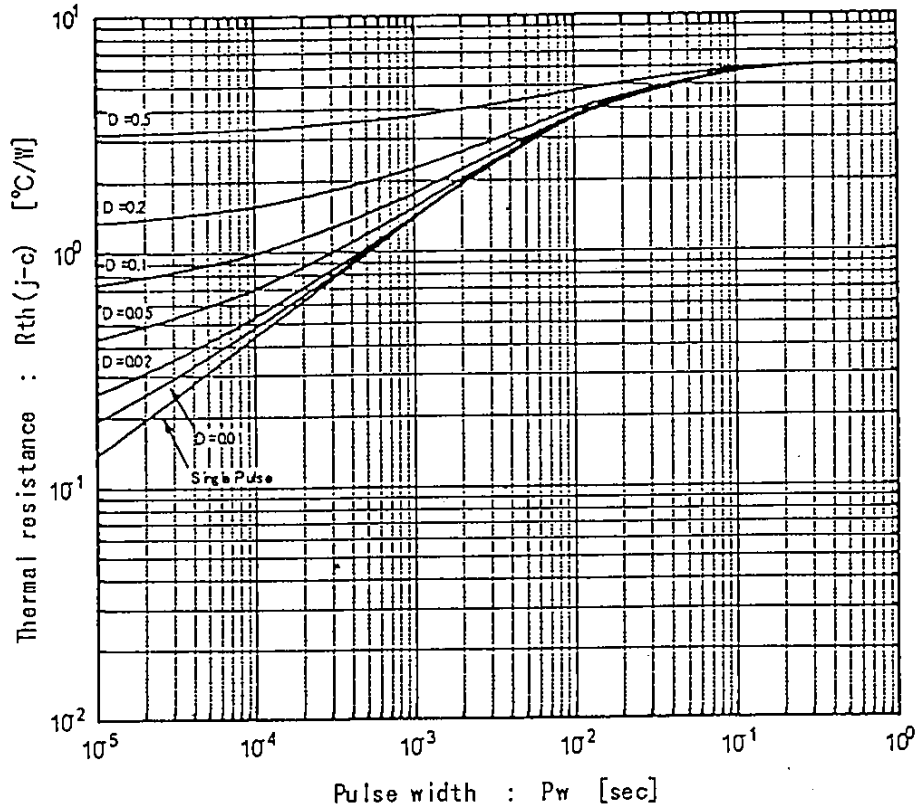
Reverse recovery time vs. Forward current
 $V_R=200V, -di/dt=100A/\mu sec$



Reverse recovery current vs. Forward current
 $V_R=200V, -di/dt=100A/\mu sec$

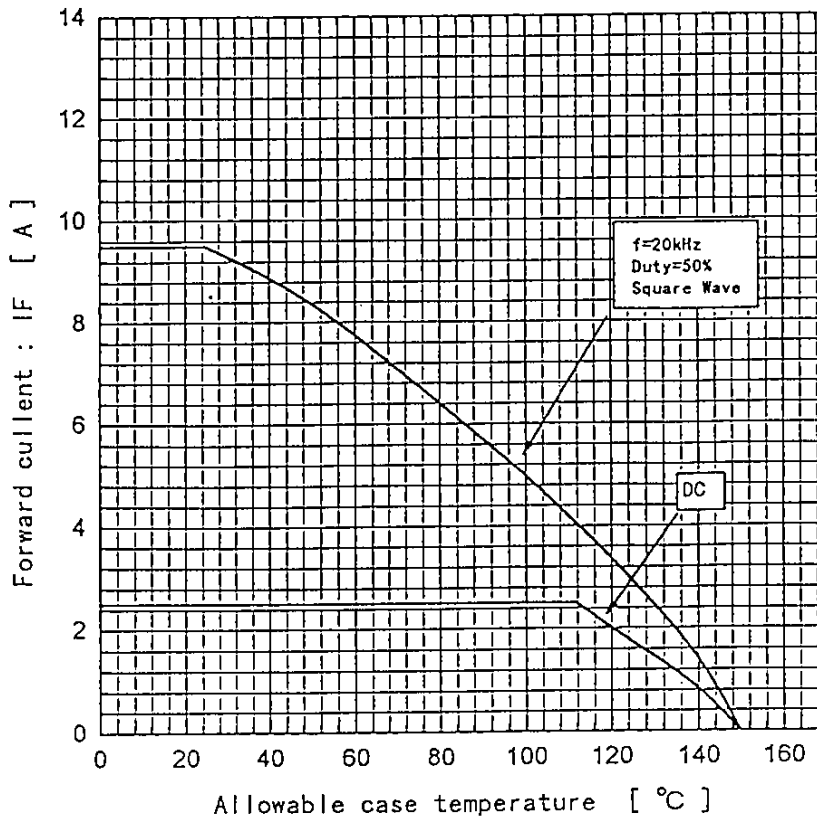


ERW07-120
Transient thermal resistance



This material and the information herein is the property of Fuji Electric Co., Ltd. They shall be neither reproduced, copied, lent, or disclosed in any way whatsoever for the use of any third party nor used for the manufacturing purposes without the express written consent of Fuji Electric Co., Ltd.

Forward current vs. Max. allowable case temperature



Fuji Electric Co., Ltd.

DWG. NO.

6/6 A1

H04-004-03