

# ESAC25(C,N,D)(10A) 富士小電力ダイオード

## 高速整流ダイオード

### FAST RECOVERY DIODE

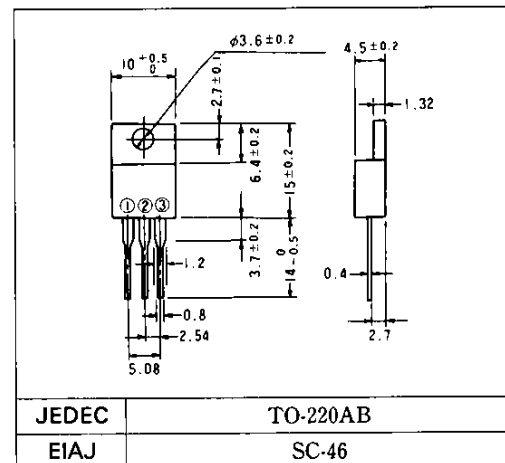
#### ■特長：Features

- メサ形のため耐圧が高い  
High voltage by mesa design.
- 高信頼性  
High reliability

#### ■用途：Applications

- 高速電力スイッチング  
High speed power switching.

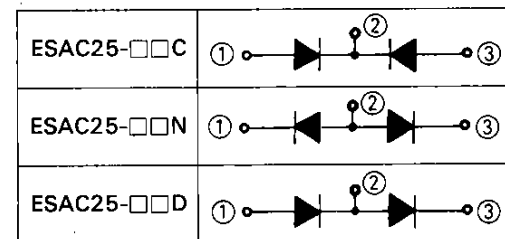
#### ■外形寸法：Outline Drawings



A

#### ■電極接続

##### Connection Diagram



#### ■定格と特性：Maximum Ratings and Characteristics

##### ●絶対最大定格：Absolute Maximum Ratings

Items	Symbols	Conditions	Ratings		Units
			-02	-04	
ピーク繰り返し逆電圧 Repetitive Peak Reverse Voltage	$V_{RRM}$		200	400	V
ピーク非繰り返し逆電圧 Non-Repetitive Peak Reverse Voltage	$V_{RSM}$		250	450	V
平均出力電流 Average Output Current	$I_o$	方形波, duty = 1/2, $T_c = 106^\circ\text{C}$ Square wave	10*		A
サージ電流 Surge Current	$I_{FSM}$	正弦波 Sine wave 10ms	70		A
接合温度 Operating Junction Temperature	$T_j$		-40 ~ +150		$^\circ\text{C}$
保存温度 Storage Temperature	$T_{stg}$		-40 ~ +150		$^\circ\text{C}$

\*センタータップ平均出力電流

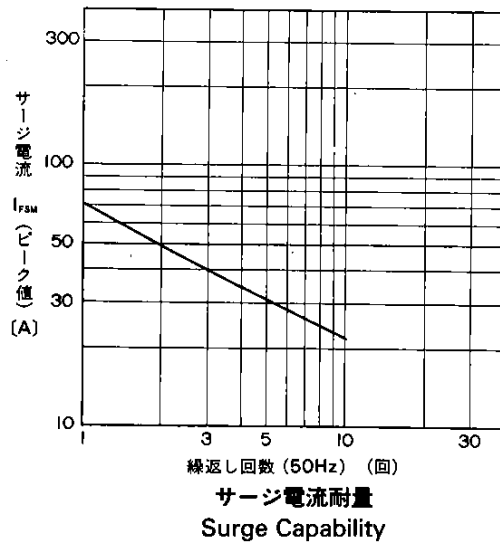
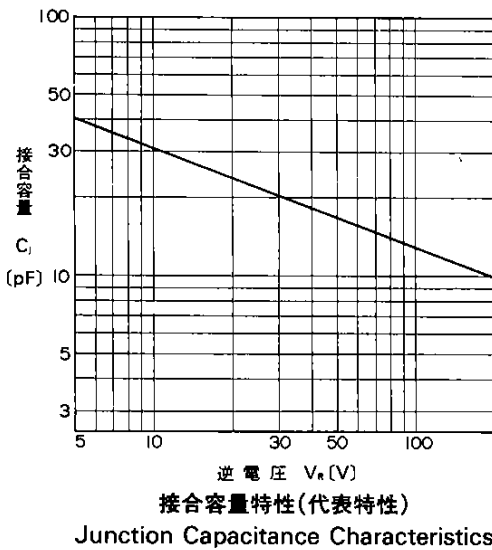
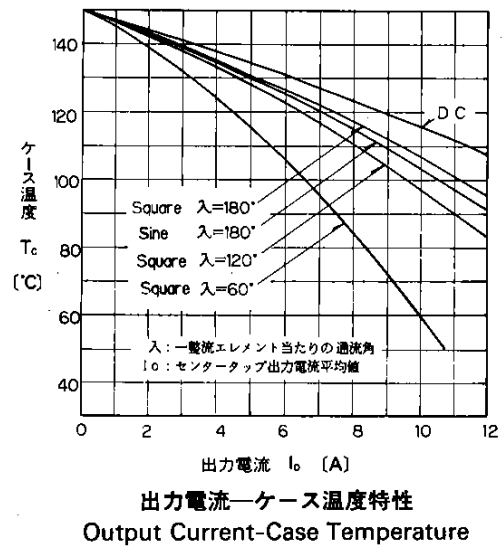
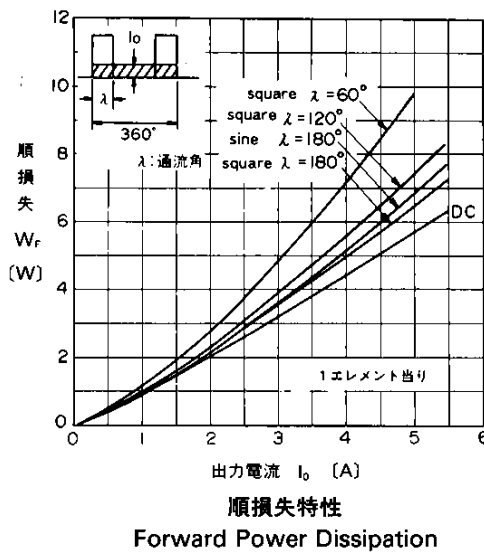
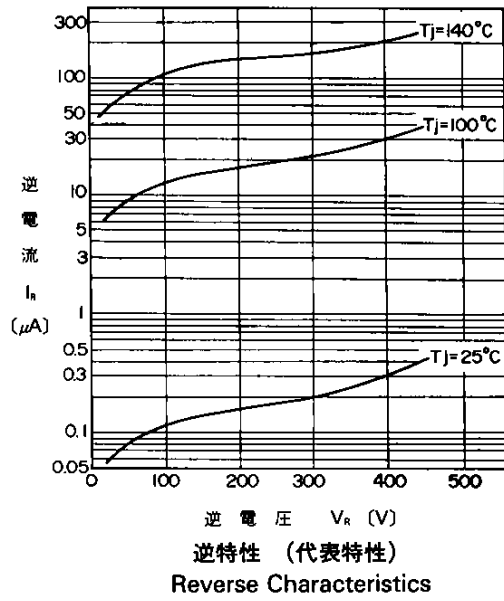
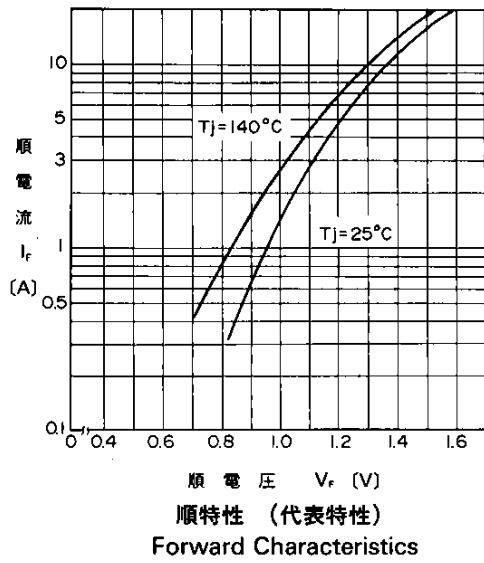
\* average forward current of centertap full wave connection

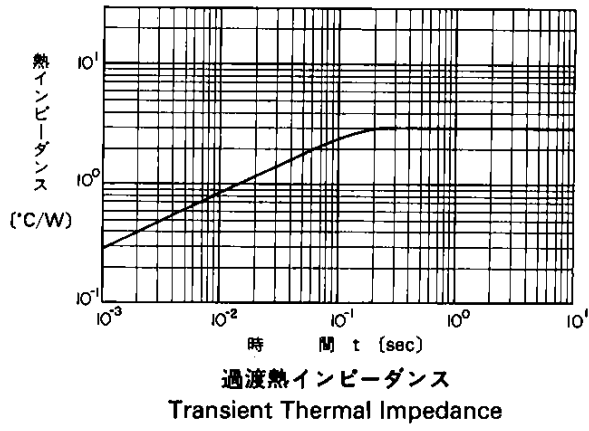
##### ●電気的特性(特に指定がない限り周囲温度 $T_a = 25^\circ\text{C}$ とする)

Electrical Characteristics ( $T_a = 25^\circ\text{C}$  Unless otherwise specified)

Items	Symbols	Conditions	Max.	Units
順電圧 Forward Voltage Drop	$V_{FM}$	$I_{FM} = 2.5\text{A}$	1.3	V
逆電流 Reverse Current	$I_{RRM}$	$V_R = V_{RRM}$	50	$\mu\text{A}$
逆回復時間 Reverse Recovery Time	$t_{rr}$	$I_F = 0.1\text{A}, I_R = 0.1\text{A}$	0.4	$\mu\text{s}$
熱抵抗 Thermal Resistance	$R_{th(j-c)}$	接合・ケース間 平滑直流 junction to case	3.0	$^\circ\text{C}/\text{W}$

■特性曲線：Characteristics





A

