

SPECIFICATION

Device Name : High Voltage Silicon Diode

Type Name : ESJA89-12A

Spec. No. :

This material and the information herein is the property of Fuji Electric Co., Ltd. They shall be neither reproduced, copied, lent, or disclosed in any way whatsoever for the use of any third party nor used for the manufacturing purposes without the express written consent of Fuji Electric Co., Ltd.

Fuji Electric Co., Ltd.
Matsumoto Factory

	DATE	NAME	APPROVED	Fuji Electric Co., Ltd.	
DRAWN				DWG. NO.	
CHECKED					

1. SCOPE

This specification provide the ratings and the requirements for high voltage silicon diode ESJA82-12A made by FUJI ELECTRIC CO.,LTD.

2. OUT VIEW

Shape and dimensions are described in Fig.3.

3. IDENTIFICATION

The diode shall be marked with Cathode Mark and Lot No..

4. RATINGS AND CHARACTERISTICS

4.1 ABSOLUTE MAX. RATINGS. (Ta=25 °C unless otherwise noted.)

Items	Conditions	Symbols	Ratings	Units
Repetitive peak reverse voltage.		V_{RRM}	12	kVpeak
Non-Repetitive peak forward current.	50Hz Sine-half wave peak value	I_{FSM}	0.5	Apeak
Average forward current.	50Hz Sine Wave	I_{AV}	5	mA
Allowable junction temperature.		T_j	120	°C
Storage temperature range.		Tstg	-40~120	°C
Allowable operating case temperature.		T_c	100	°C

4.2 ELECTRICAL CHARACTERISTICS (Ta=25 °C unless otherwise noted.)

Items	Conditions	Symbols	Ratings	Units
Maximum forward voltage drop	IF=10mA	VF	49.5	V
Maximum reverse current	VR=12kV	I_{R1}	2	μA
Maximum reverse current	VR=12kV. 100°C	I_{R2}	5	μA
Maximum reverse recovery time	IF=2mA, IR=4mA	t _{rr}	0.06	μS
Maximum junction capacitance	f=1MHz. VR=0V	C _j	1	pF

4.3 MECHANICAL CHARACTERISTICS

Weight : Ca. 0.3 gr.

Vibration proof : 5 G

Fuji Electric Co.,Ltd.

DWG.NO.

H04-004-03

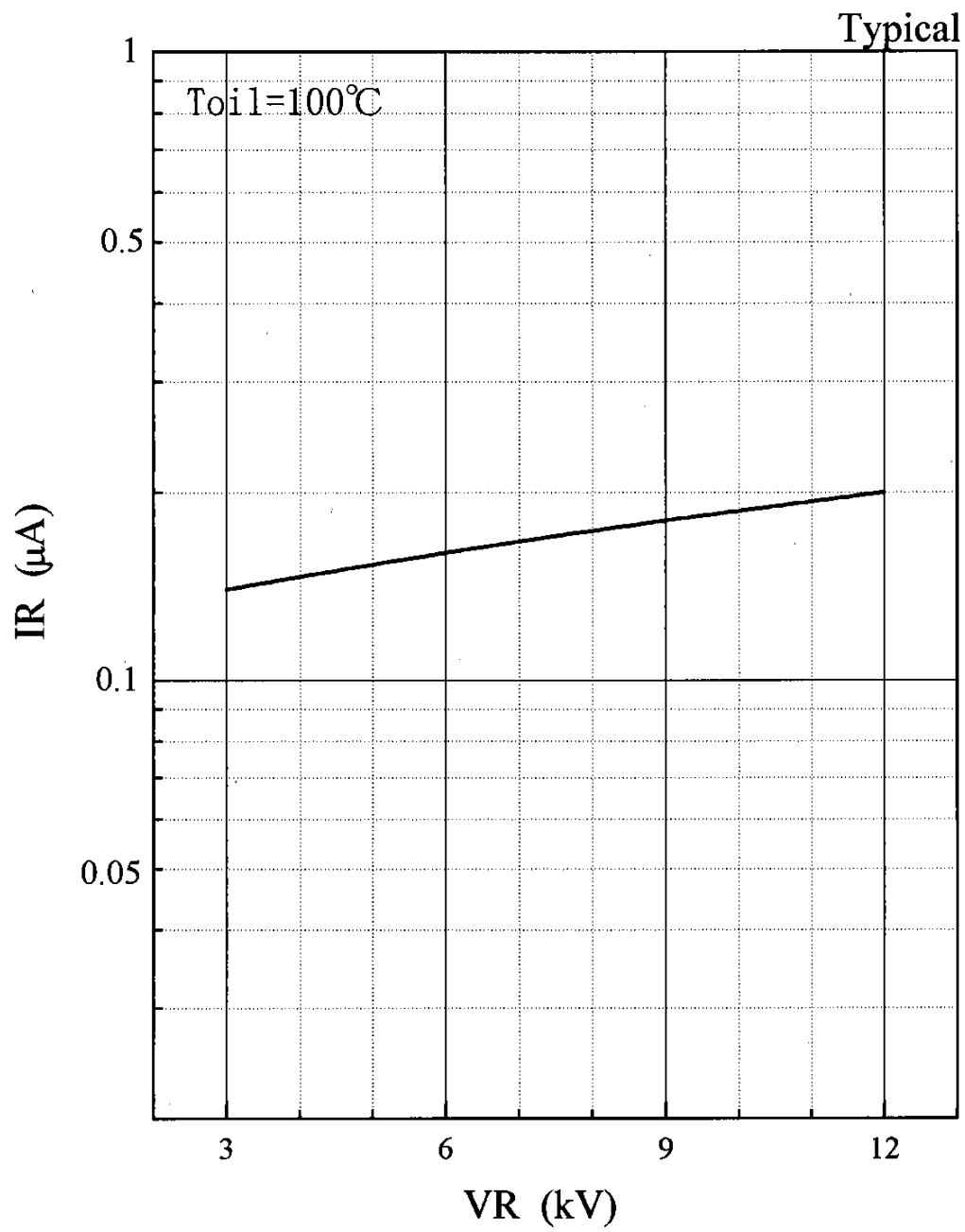


Fig.2 Reverse characteristic[VR-IR]

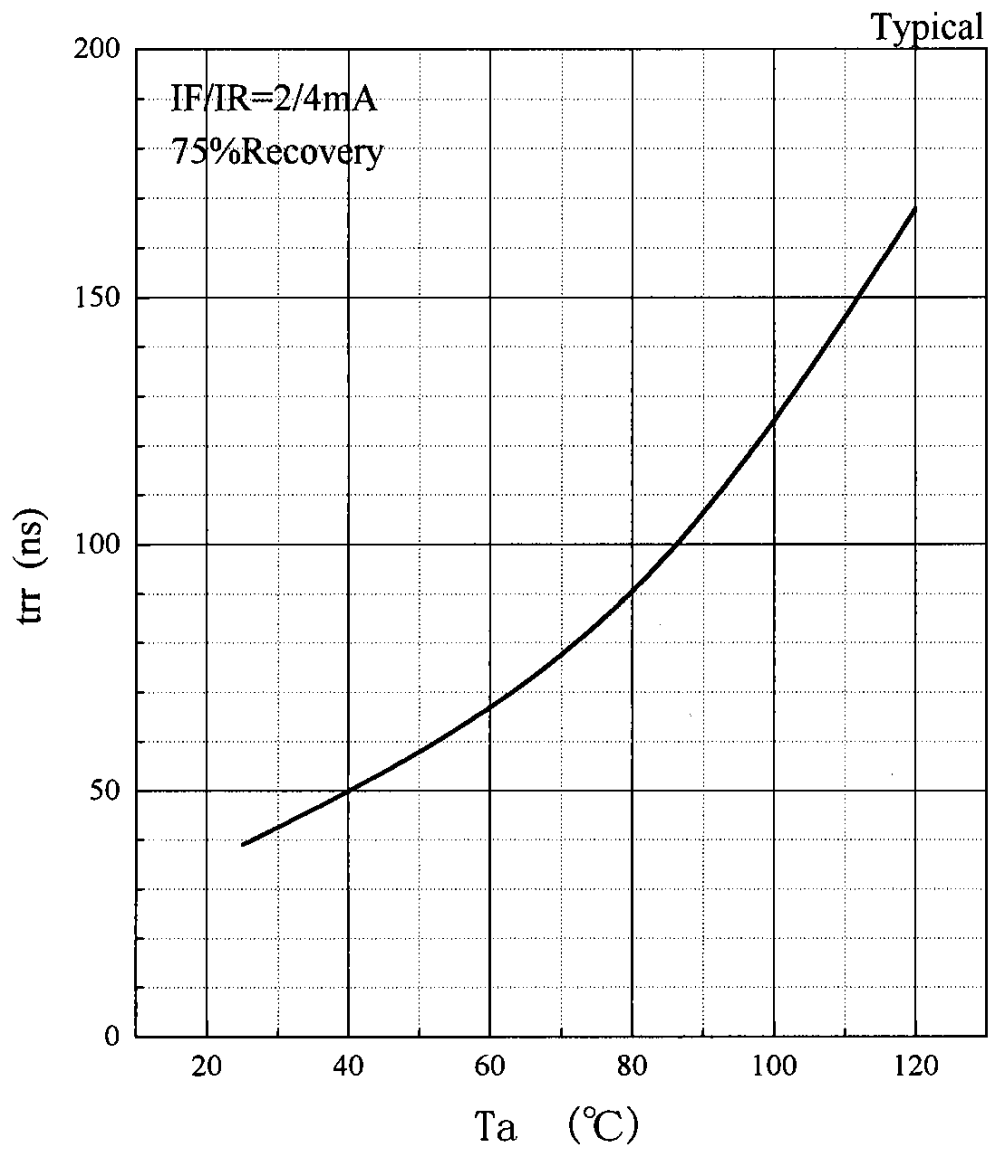


Fig.4 Reverse recovery time characteristic [Ta-trr]

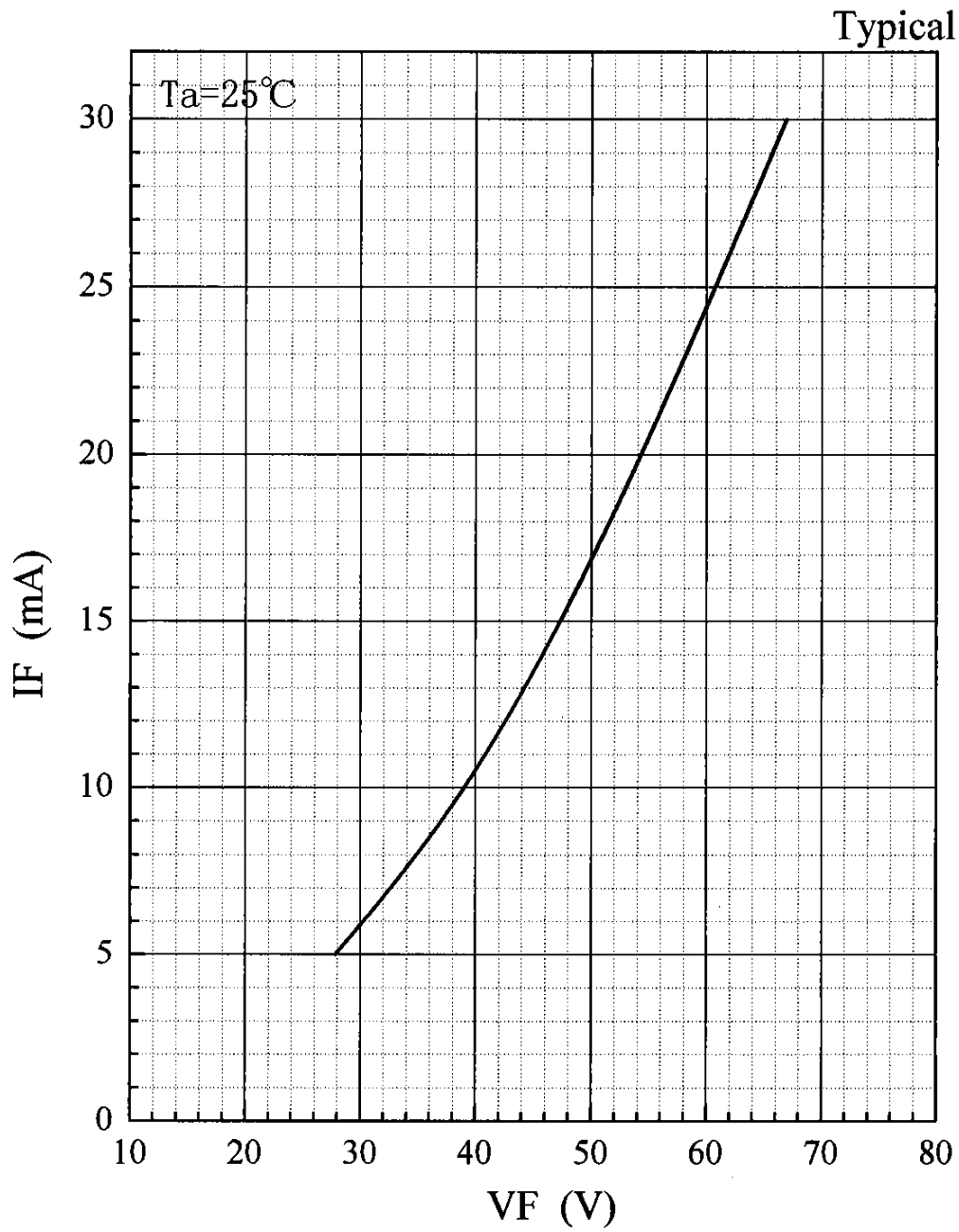


Fig.1 Forward characteristic [VF-IF]

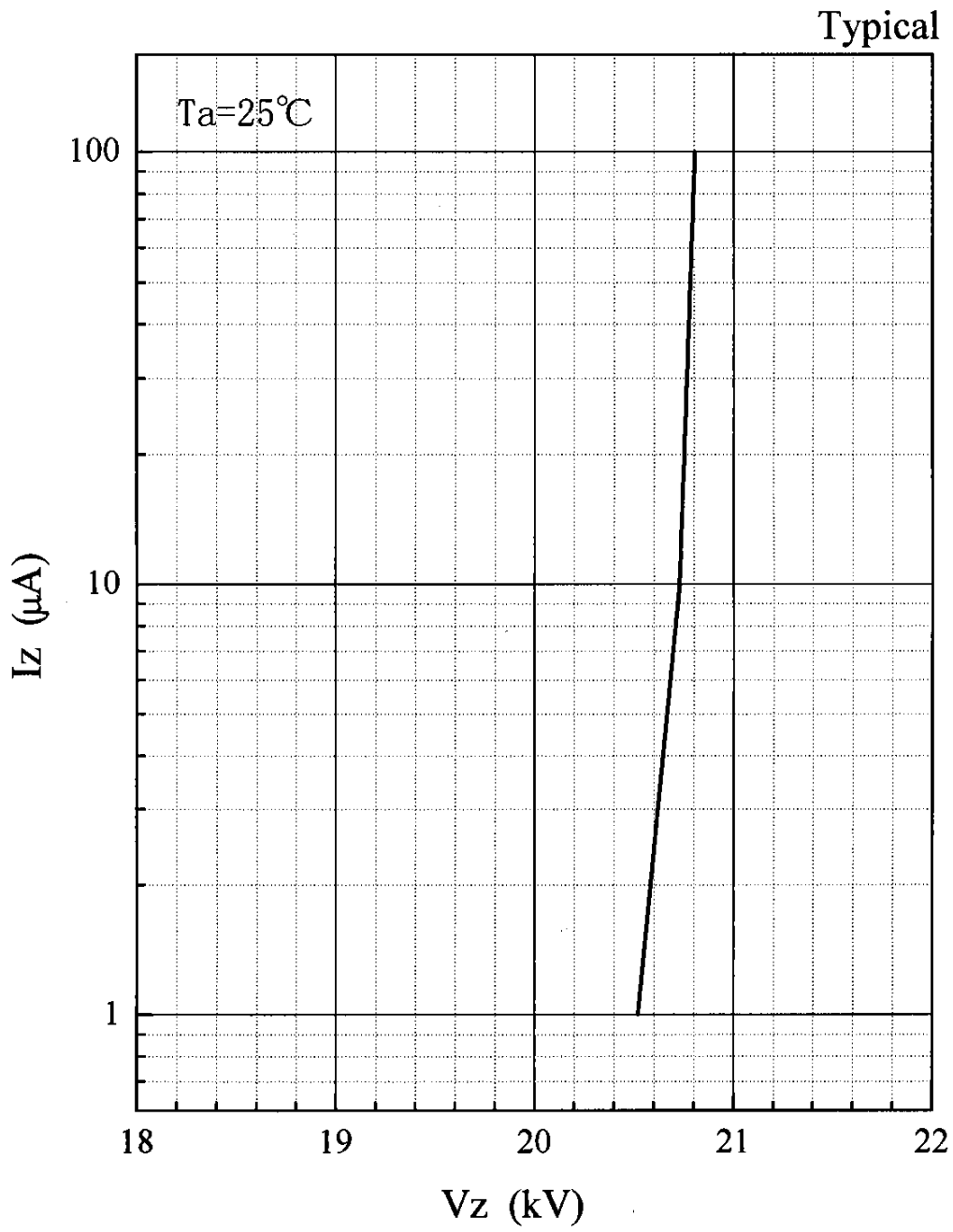


Fig.3 Avalanche characteristic [V_Z - I_Z]

Dimensions

Unit : mm

ESJA89-□□A

