

SPECIFICATION

Device Name : High Voltage Silicon Diode

Type Name : ESJA89-14A

Spec. No. :

This material and the information herein is the property of Fuji Electric Co., Ltd. They shall be neither reproduced, copied, lent, or disclosed in any way whatsoever for the use of any third party nor used for the manufacturing purposes without the express written consent of Fuji Electric Co., Ltd.

Fuji Electric Co., Ltd.
Matsumoto Factory

	DATE	NAME	APPROVED		Fuji Electric Co., Ltd.
DRAWN					
CHECKED				DWG. NO.	

1. SCOPE

This specification provide the ratings and the requirements for high voltage silicon diode ESJA89-14A made by FUJI ELECTRIC CO.,LTD.

2. OUT VIEW

Shape and dimensions are described in Fig.3.

3. IDENTIFICATION

The diode shall be marked with Cathode Mark and Lot No..

4. RATINGS AND CHARACTERISTICS

4.1 ABSOLUTE MAX. RATINGS. (Ta=25 °C unless otherwise noted.)

Items	Conditions	Symbols	Ratings	Units
Repetitive peak reverse voltage.		V_{RRM}	14	kVpeak
Non-Repetitive peak forward current.	50Hz Sine-half wave peak value	I_{FSM}	0.5	Apeak
Average forward current.	50Hz Sine Wave	I_{AV}	5	mA
Allowable junction temperature.		T_j	120	°C
Storage temperature range.		T_{stg}	-40~120	°C
Allowable operating case temperature.		T_c	100	°C

4.2 ELECTRICAL CHARACTERISTICS (Ta=25 °C unless otherwise noted.)

Items	Conditions	Symbols	Ratings	Units
Maximum forward voltage drop	IF=10mA	VF	56.1	V
Maximum reverse current	VR=14kV	I_{R1}	2	μA
Maximum reverse current	VR=14kV, 100°C	I_{R2}	5	μA
Maximum reverse recovery time	IF=2mA, IR=4mA	t_{rr}	0.06	μS
Maximum junction capacitance	f=1MHz, VR=0V	Cj	1	pF

4.3 MECHANICAL CHARACTERISTICS

Weight : Ca. 0.3 gr.

Vibration proof : 5 G

This material and the information herein is the property of Fuji Electric Co., Ltd. They shall be neither reproduced, copied, lent, or disclosed in any way whatsoever for the use of any third party nor used for the manufacturing purposes without the express written consent of Fuji Electric Co., Ltd.

Fuji Electric Co., Ltd.

DWG. NO.

H04-004-03

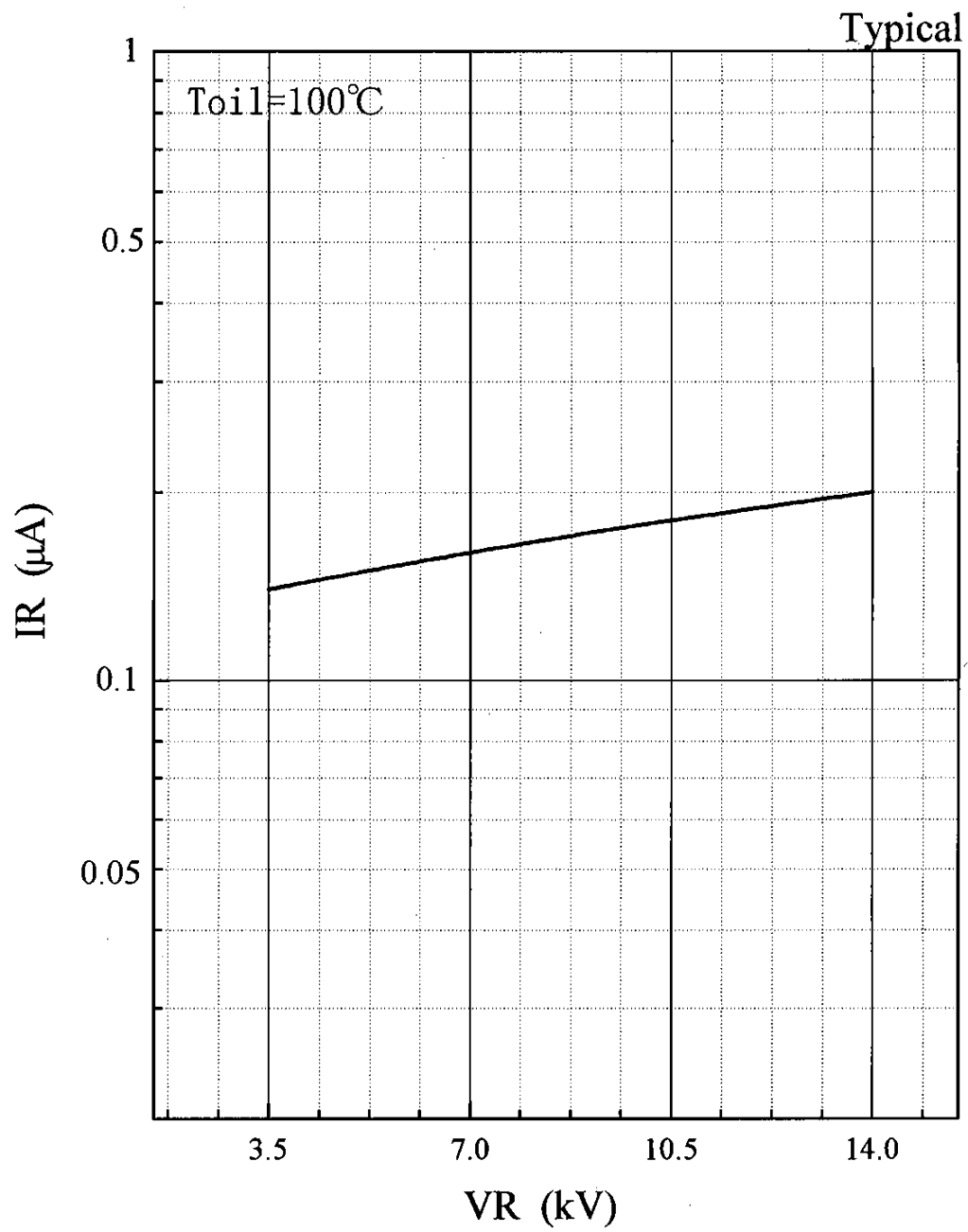


Fig.2 Reverse characteristic[VR-IR]

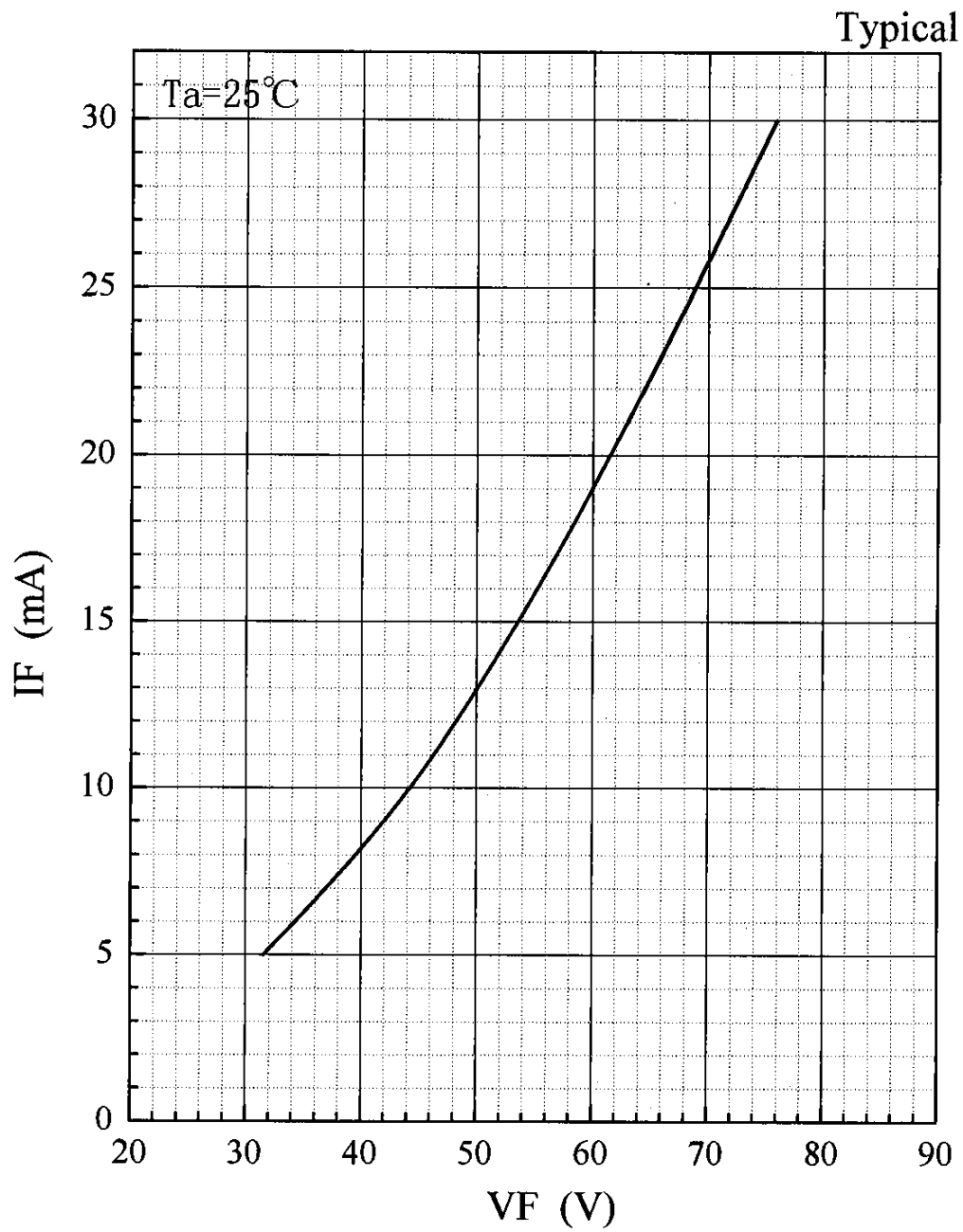


Fig.1 Forward characteristic [VF-IF]

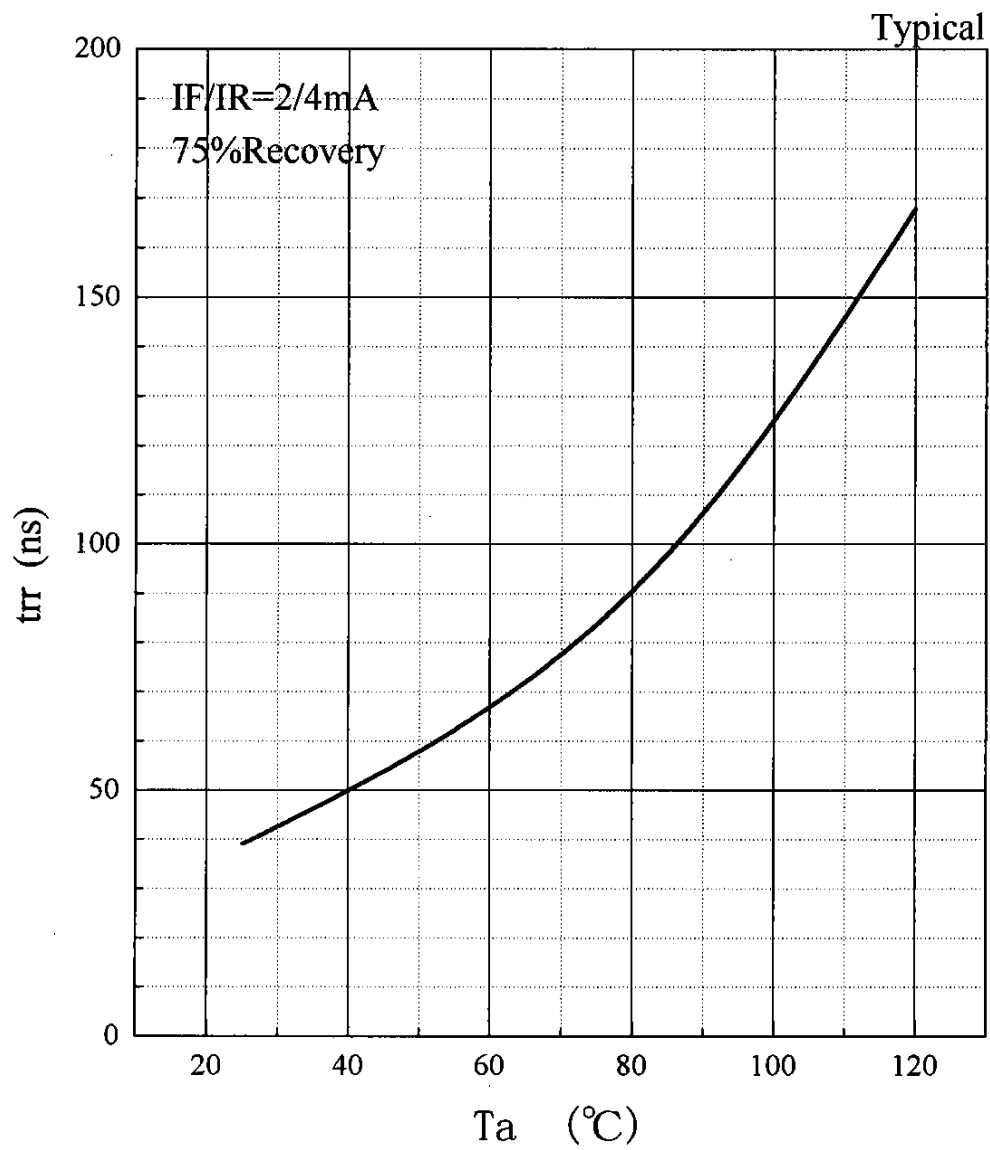


Fig.4 Reverse recovery time characteristic [Ta-trr]

Typical

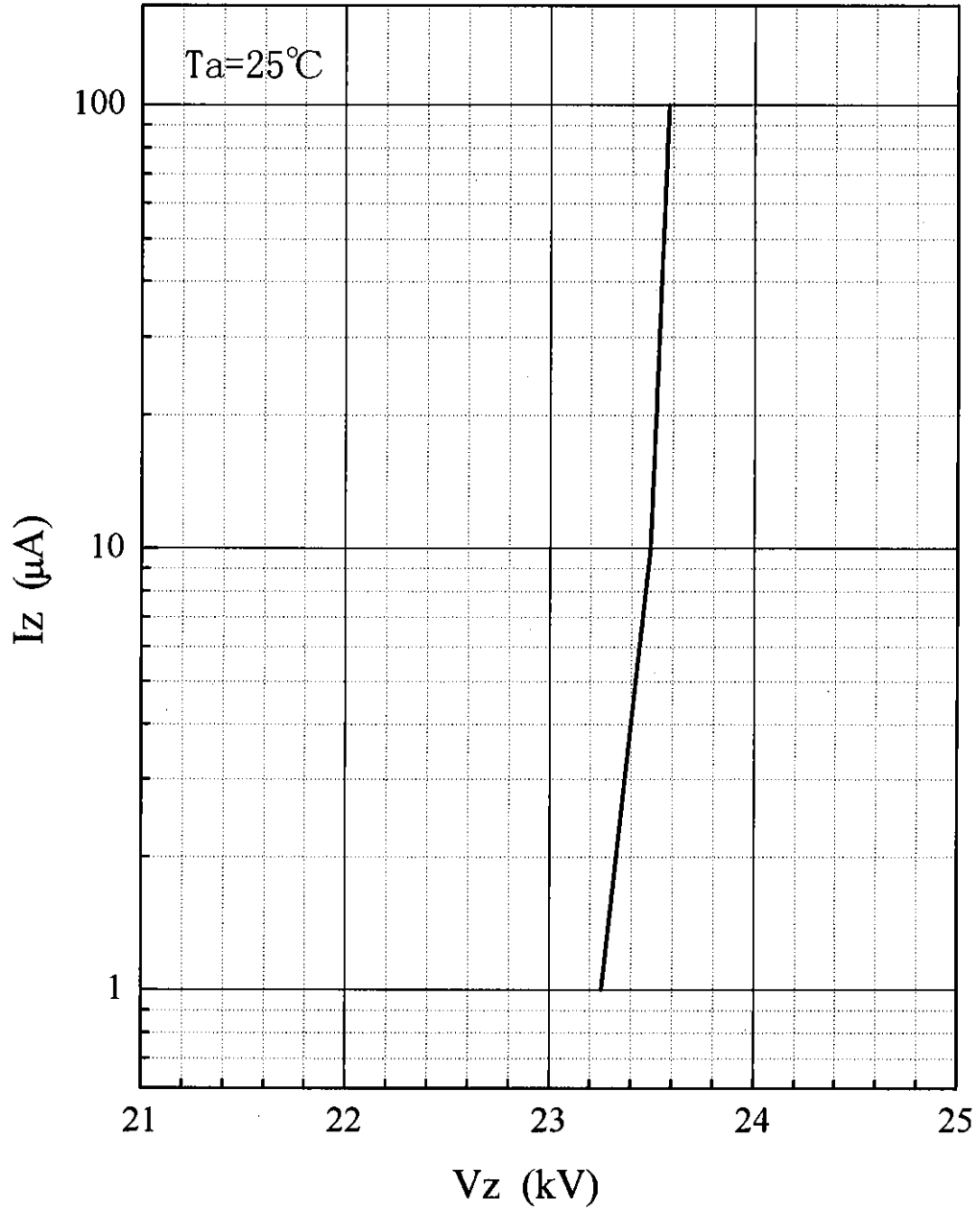


Fig.3 Avalanche characteristic [V_z - I_z]

Dimensions

Unit : mm

ESJA89-□□A

