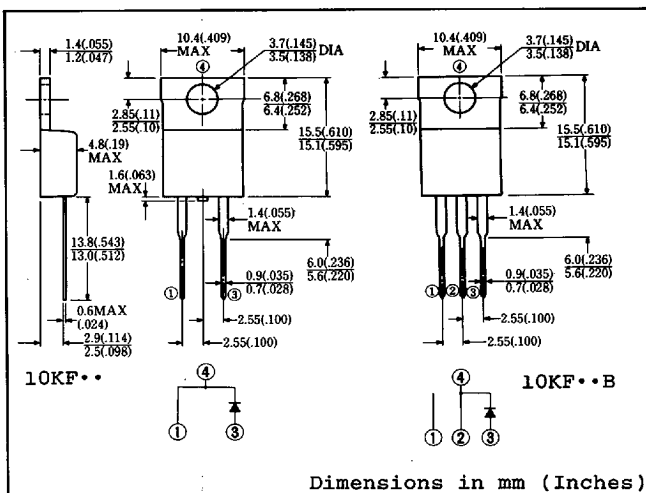


# FAST RECOVERY DIODE 11A/100~200V/trr:35nsec

10KF10 F10KF10 10KF20 F10KF20  
10KF10B F10KF10B 10KF20B F10KF20B

## FEATURES

- Similar to TO-220AC and TO-220AB Case
- Fully Molded Isolation Case (F - Type)
- Ultra - Fast Recovery
- Low Forward Voltage Drop
- Low Power Loss, High Efficiency
- High Surge Capability
- 100 Volts thru 600 Volts Types Available



Dimensions in mm (Inches)

Approx. Net Weight: 1.85 Grams 1.9 Grams

## MAXIMUM RATINGS

Voltage Rating	TYPE Symbol	◆10KF10 ◆F10KF10	10KF20	F10KF20	Unit
		◆10KF10B ◆F10KF10B	10KF20B	F10KF20B	
Repetitive Peak Reverse Voltage	$V_{RRM}$	100	200		V
Non-Repetitive Peak Reverse Voltage	$V_{RSM}$	110	220		V
Electrical Rating	Symbol	Condition		Rating	Unit
Average Rectified Output Current	$I_o$	180° rectangular wave conduction $T_c = 94^\circ C$		11	A
		180° sinusoidal wave conduction $T_c = 100^\circ C$		10	
RMS Forward Current	$I_{F(RMS)}$			15.7	A
Peak One-cycle Forward Surge Current	$I_{FSM}$	50Hz half sine wave, non-repetitive		120	A
Operating Junction Temperature Range	$T_{jw}$			-40 to 150	°C
Storage Temperature Range	$T_{stg}$			-40 to 150	°C
Mounting Torque	$F_{tor}$	Recommended torque		0.5 (5.1)	N•m (kgf•cm)

## ELECTRICAL & THERMAL CHARACTERISTICS

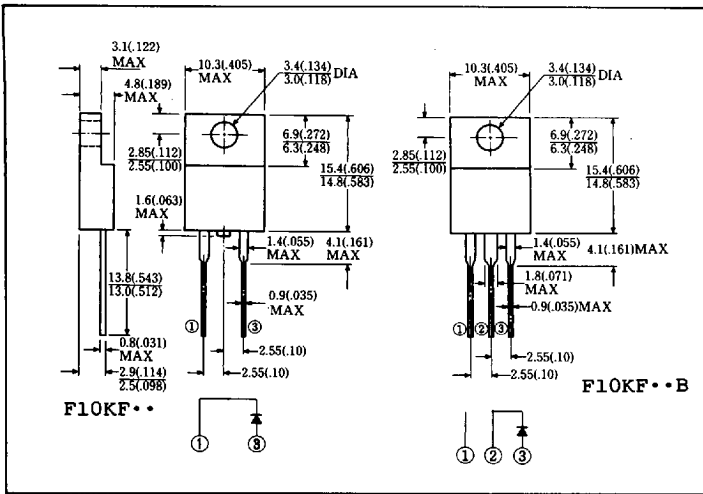
Characteristics	Symbol	Test Condition	Max.	Unit
Peak Forward Voltage	$V_{FM}$	$I_{FM} = 10A$ $T_j = 25^\circ C$	1.03	V
Peak Reverse Current	$I_{RM}$	$V_{RM} = V_{RRM}$ $T_j = 25^\circ C$	25	$\mu A$
Reverse Recovery Time	$t_{rr}$	$I_{FM} = 10A$ $-di/dt = 50A/\mu S$ $T_j = 25^\circ C$	35	ns
Thermal Resistance	$R_{th(j-c)}$	Junction to Case	4	°C/W
	$R_{th(c-f)}$	Case to Fin F10KF type	1.5	

◆ For spare parts only

6615123 0002191 728

Nihon Inter Electronics Corporation

486



1.7 Grams

1.75 Grams

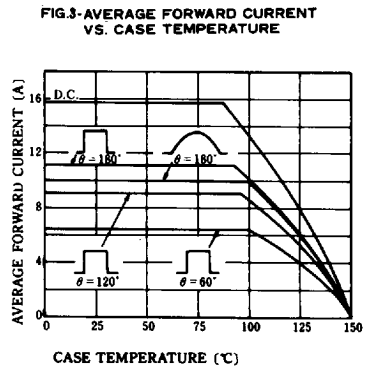
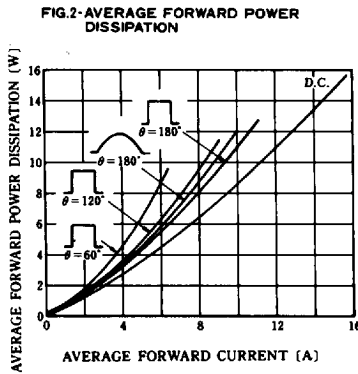
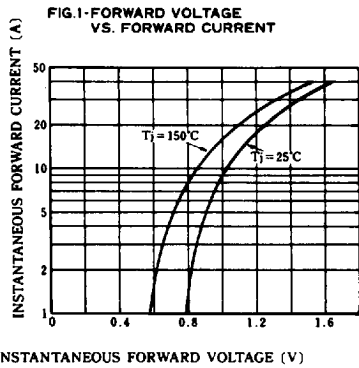
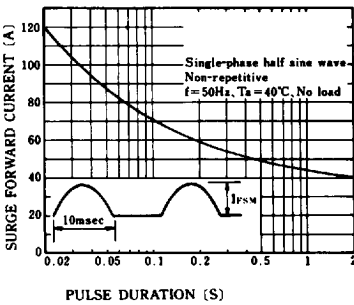


FIG.4-SURGE CURRENT RATINGS



6615123 0002192 664  
 487