

SANYO	No.3400B	FC805
		Silicon Schottky Barrier Diode
		30V, 500mA Rectifier

Features

- Low forward voltage (V_F max = 0.55V).
- Fast reverse recovery time (t_{rr} max = 10ns).
- Composite type with 2 diodes contained in the CP package currently in use, saving the mounting space greatly.
- The FC805 is formed with two chips, each being equivalent to the SB05-03C, placed in one package.

Absolute Maximum Ratings at $T_a = 25^\circ\text{C}$ (Value per element)

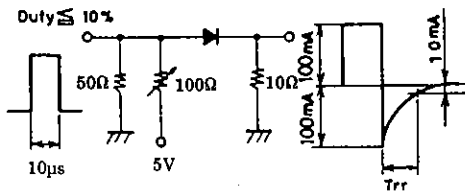
			unit
Repetitive Peak Reverse Voltage	V_{RRM}	30	V
Nonrepetitive Peak Reverse	V_{RSM}	35	V
Surge Voltage			
Average Output Current	I_o	500	mA
Surge Forward Current	I_{FSM}	50Hz sine wave, 1 cycle	5 A
Junction Temperature	T_j	-55 to +125	$^\circ\text{C}$
Storage Temperature	T_{stg}	-55 to +125	$^\circ\text{C}$

Electrical Characteristics at $T_a = 25^\circ\text{C}$ (Value per element)

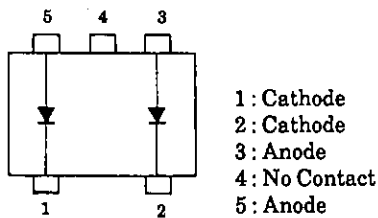
			min	typ	max	unit
Reverse Voltage	V_R	$I_R = 150\mu\text{A}$	30			V
Forward Voltage	V_F	$I_F = 500\text{mA}$			0.55	V
Reverse Current	I_R	$V_R = 15\text{V}$			30	μA
Interterminal Capacitance	C	$V_R = 10\text{V}, f = 1\text{MHz}$		16		pF
Reverse Recovery Time	t_{rr}	$I_F = I_R = 100\text{mA}$, See specified Test Circuit			10	ns
Thermal Resistance	$R_{th(j-a)}$			560		$^\circ\text{C/W}$

Marking : 805

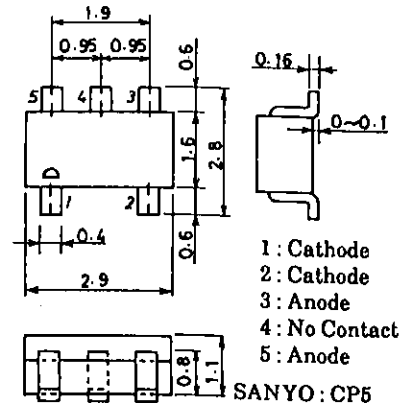
t_{rr} Test Circuit

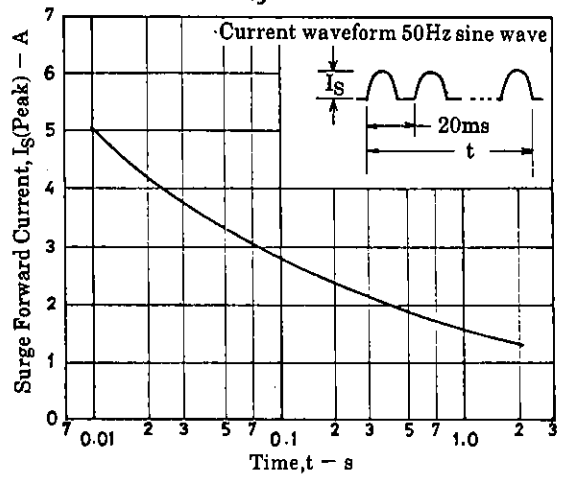
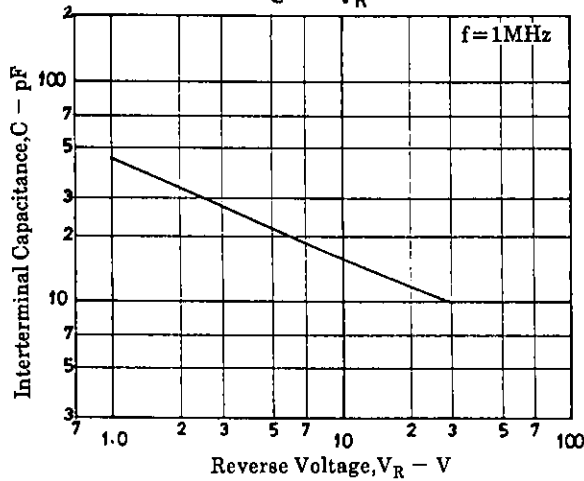
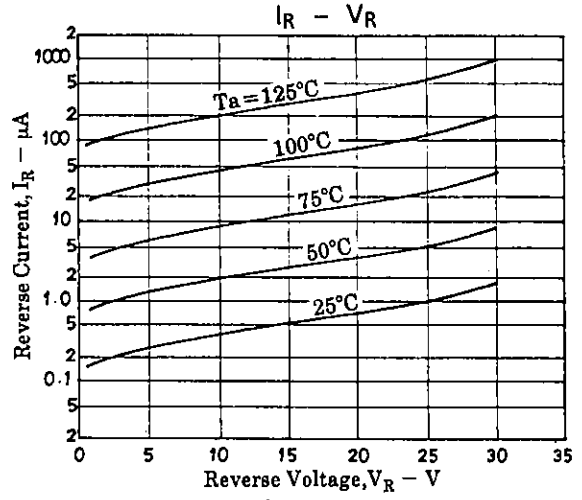
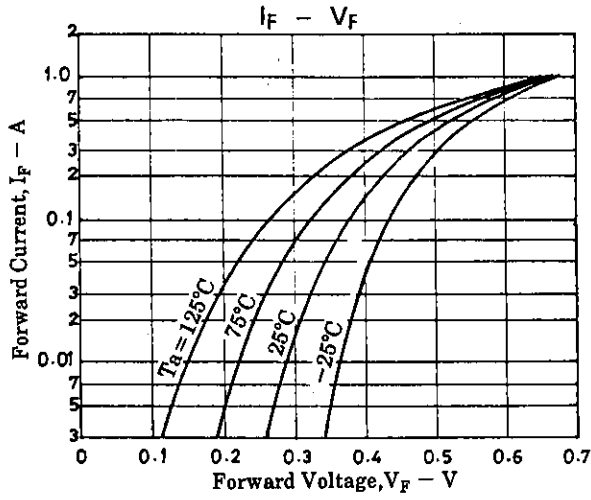


Electrical Connection



Package Dimensions 1236A
(unit : mm)





■ No products described or contained herein are intended for use in surgical implants, life-support systems, aerospace equipment, nuclear power control systems, vehicles, disaster/crime-prevention equipment and the like, the failure of which may directly or indirectly cause injury, death or property loss.

■ Anyone purchasing any products described or contained herein for an above-mentioned use shall:

- ① Accept full responsibility and indemnify and defend SANYO ELECTRIC CO., LTD., its affiliates, subsidiaries and distributors and all their officers and employees, jointly and severally, against any and all claims and litigation and all damages, cost and expenses associated with such use;
- ② Not impose any responsibility for any fault or negligence which may be cited in any such claim or litigation on SANYO ELECTRIC CO., LTD., its affiliates, subsidiaries and distributors or any of their officers and employees jointly or severally.

■ Information (including circuit diagrams and circuit parameters) herein is for example only; it is not guaranteed for volume production. SANYO believes information herein is accurate and reliable, but no guarantees are made or implied regarding its use or any infringements of intellectual property rights or other rights of third parties.

This catalog provides information as of October, 1996. Specifications and information herein are subject to change without notice.