

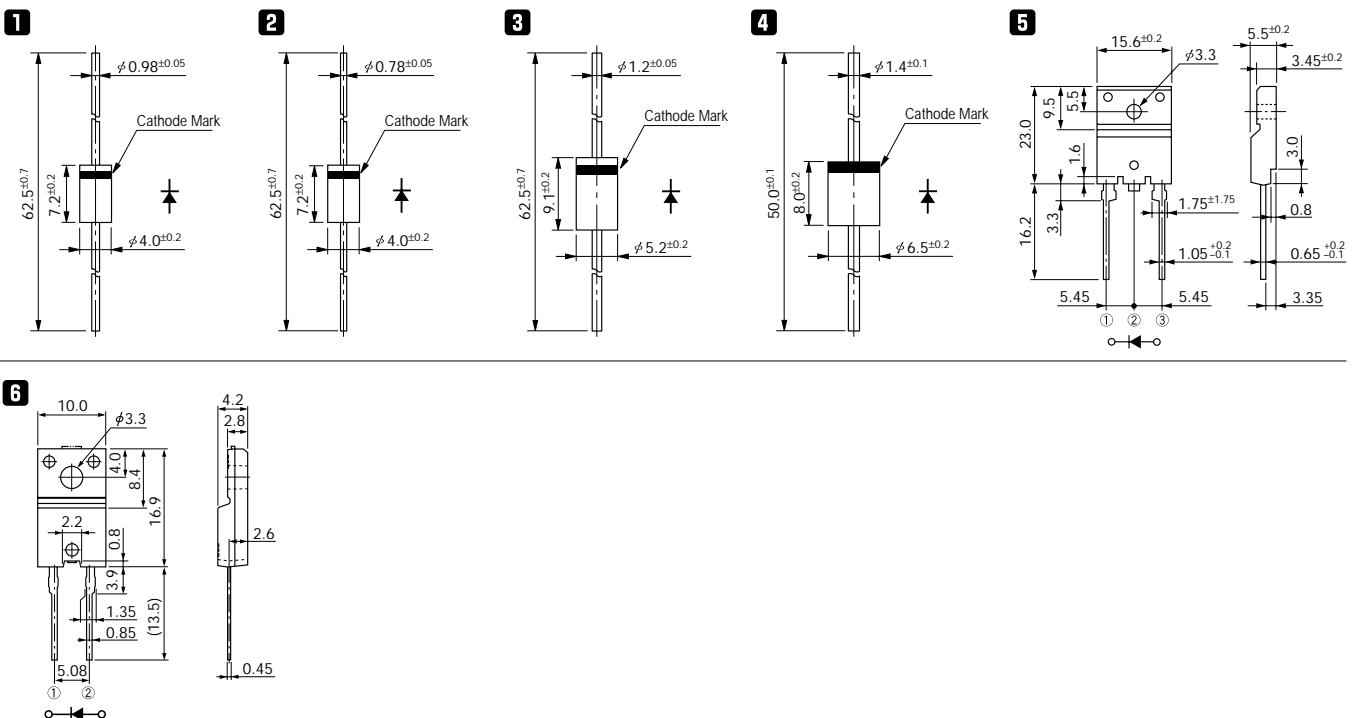
# Damper Diodes

$t_{rr} \textcircled{1}$ :  $I_F/I_R (=I_F)$  90% Recovery Point  
 (ex.  $I_F/I_R = 100\text{mA}/100\text{mA}$  90% Recovery Point)  
 $t_{rr} \textcircled{2}$ :  $I_F/I_R (=2 I_F)$  75% Recovery Point  
 (ex.  $I_F/I_R = 100\text{mA}/200\text{mA}$  75% Recovery Point)

Division	$V_{RM}$ (V)	Part Number	$I_F$ (AV) (A) ( ) is with Heatsink	$I_{FSM}$ (A) 50Hz Half-cycle Sinewave Single Shot	$T_j$ (°C)	$T_{stg}$ (°C)	$V_F$ (V) max	$I_F$ (A)	$I_R$ ( $\mu$ A) $V_R=V_{RM}$ max	$I_R$ (H) (mA) $V_R=V_{RM}$ max	$T_a$ (°C)	$t_{rr} \textcircled{1}$ ( $\mu$ s)		$t_{rr} \textcircled{2}$ ( $\mu$ s)		$R_{th} (j-l)$ $R_{th} (j-c)$ (°C/W)	Mass (g)	Fig. No.	Page where characteristic curve is shown
												$I_F/I_{FP}$ (mA)	$I_F/I_{FP}$ (mA)						
For TV	1300	RH 2D	1.0	60	-40 to +150	1.0	1.0	10	0.5	100	4.0	10/10	1.3	100/200	12	0.6	<b>1</b>	96	
		RH 10F	0.8	60	-40 to +150	1.0	1.0	10	0.5	100	4.0	10/10	1.3	100/200	15	0.44	<b>2</b>		
		RH 2F	1.0	60	-40 to +150	1.0	1.0	10	0.5	100	4.0	10/10	1.3	100/200	12	0.6	<b>1</b>		
		RS 3FS	2.0	50	-40 to +150	1.1	3.0	50	0.5	100	2.0	100/100	0.8	100/200	10	1.0	<b>3</b>		
		RH 3F	2.5	50	-40 to +150	1.3	2.5	50	0.5	100	4.0	100/100	1.3	100/200	10	1.0	<b>3</b>	97	
		RS 4FS	1.5 (2.5)	50	-40 to +150	1.5	3.0	50	0.5	100	1.0	100/100	0.4	100/200	8	1.2	<b>4</b>		
		RH 4F	2.5	50	-40 to +150	1.5	2.5	10	0.35	100	4.0	100/100	1.3	100/200	8	1.2	<b>4</b>	96	
		1600	RH 3G	2.5	50	-40 to +150	1.3	2.5	50	0.5	100	4.0	100/100	1.3	100/200	10	1.0	<b>3</b>	96
		1700	FMV-G2GS	6.0	50	-40 to +150	1.5	6.0	50	3	150 (Tj)	2.0	500/500	0.8	500/1000	4	2.1	<b>6</b>	98
	1800	FMR-G5HS	10	50	-40 to +150	1.6	10	20	0.2	100	1.8	500/500	0.7	500/1000	2	6.5	<b>5</b>	99	
For CRT Display	1300	RU 4D	1.2 (1.5)	50	-40 to +150	1.8	1.5	50	0.5	100	0.4	500/500	0.18	500/1000	8	1.2	<b>4</b>	97	
		RU 4DS	1.5 (2.5)	50	-40 to +150	1.8	3.0	50	0.5	100	0.4	500/500	0.18	500/1000	8	1.2	<b>4</b>	96	
		RP 3F	2.0	50	-40 to +150	1.7	2.0	50	0.5	100	0.7	500/500	0.3	500/1000	10	1.0	<b>3</b>		
		FMQ-G1FS	5.0	50	-40 to +150	2.0	5.0	50	0.5	150	0.7	500/500	0.3	500/1000	4	2.1	<b>6</b>	98	
		FMQ-G2FLS	10	50	-40 to +150	1.8	10.0	50	0.5	150 (Tj)	1.2	500/500	0.4	500/1000	4	2.1	<b>6</b>	99	
		FMU-G2FS	10	50	-40 to +150	1.6	10	50	6	150 (Tj)	0.6	500/500	0.25	500/1000	4	2.1	<b>6</b>		
		FMQ-G2FS	10	50	-40 to +150	2.8	10	50	0.5	150 (Tj)	0.5	500/500	0.2	500/1000	4	2.1	<b>6</b>	98	
		FMQ-G2FMS	10	50	-40 to +150	2.4	10	50	0.5	150	0.5	500/500	0.25	500/1000	4	2.1	<b>6</b>	99	
		FMQ-G5FMS	10	50	-40 to +150	2.4	10	50	0.5	100	0.5	500/500	0.2	500/1000	2	6.5	<b>5</b>		
	1700	FMQ-G5GS	10	50	-40 to +150	2.7	10	100	0.5	100	0.5	500/500	0.2	500/1000	2	6.5	<b>5</b>	99	
	1800	FMP-G5HS	8.0	50	-40 to +150	2.0	8.0	25	0.25	100	1.0	500/500	0.4	500/1000	2	6.5	<b>5</b>	99	
For CRT Display Compensation	1300	RG 2A2	0.5	5	-40 to +150	3.5	0.5	100	0.5	100	0.1	100/100	0.05	100/200	12	0.6	<b>1</b>	97	
	1600	RC 3B2	1.0	20	-40 to +150	3.6	1.0	100	0.5	100	0.07	500/500	0.035	500/1000	10	1.0	<b>3</b>	97	

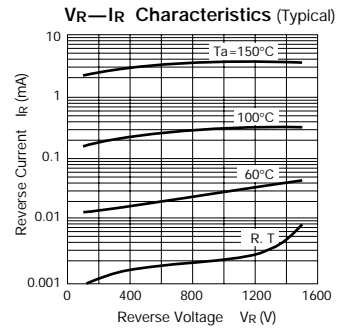
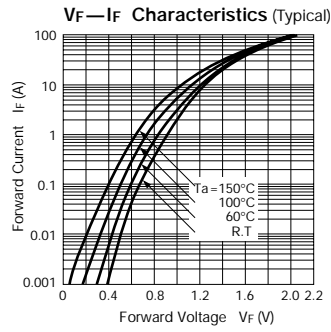
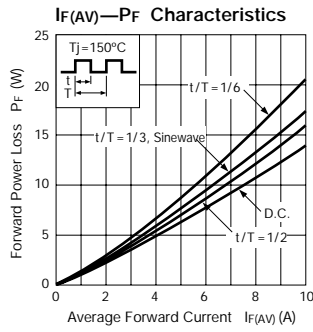
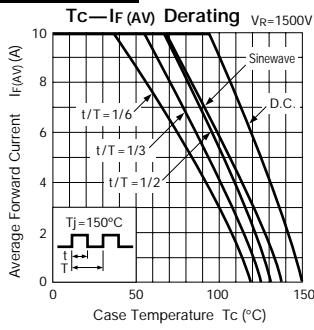
## External Dimensions

Flammability: UL94V-0 or Equivalent (Unit: mm)

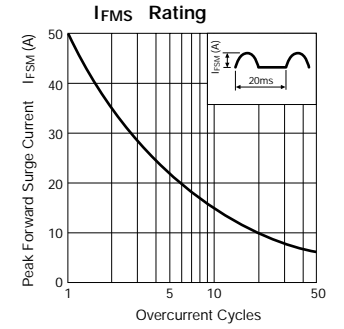
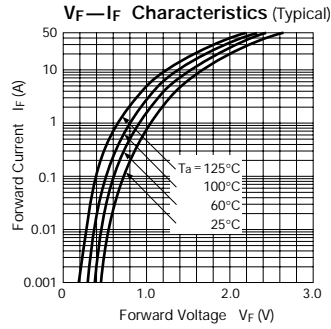
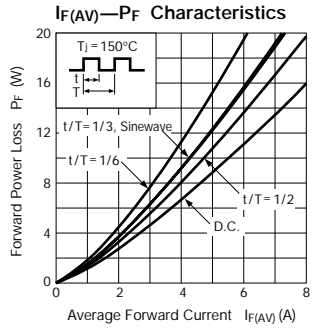
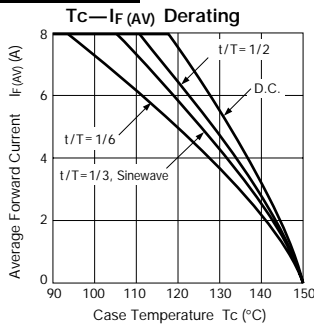


# Characteristic Curves Damper Diodes

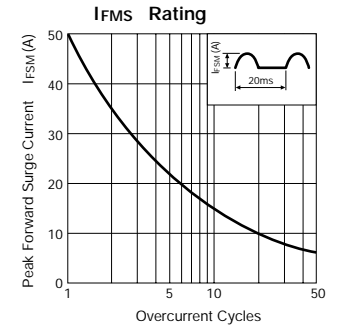
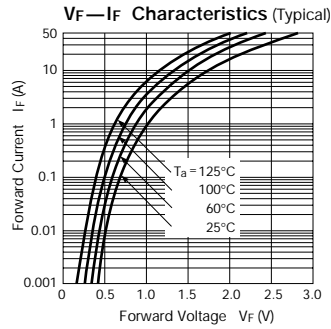
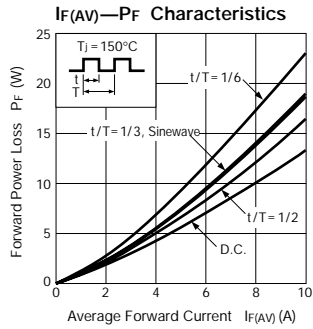
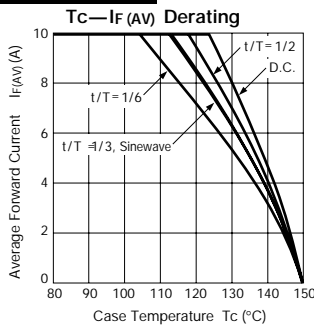
## FMU-G2FS



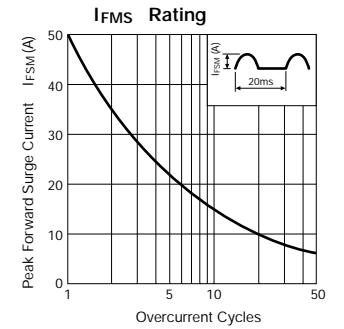
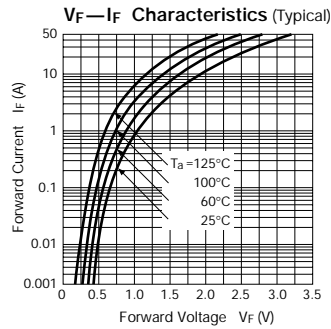
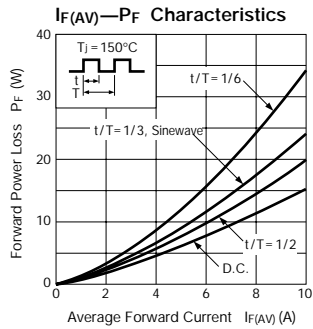
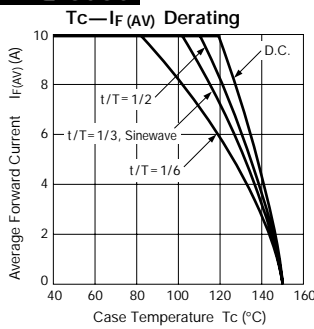
## FMP-G5HS



## FMQ-G5FMS



## FMQ-G5GS



## FMR-G5HS

