

DIODE MODULE (F.R.D.)

FRS400BA50/60



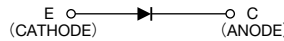
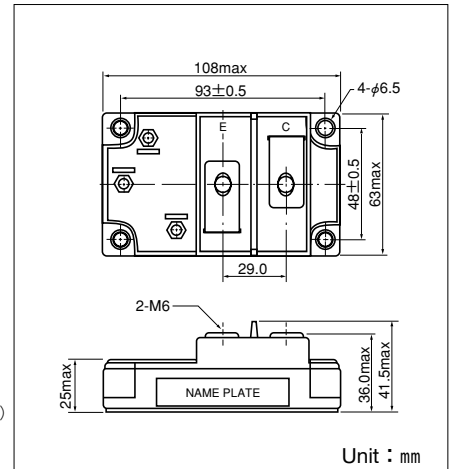
UL;E76102 (M)

FRS400BA is a high speed (fast recovery) isolated diode module designed for high power switching application. FRS400BA is suitable for high frequency application requiring low loss and high speed control.

- High Speed $t_{rr} \leq 200\text{ns}$
- $I_{F(AV)}$ 400A
- Isolated Mounting base.
- High Surge Capability

(Applications)

Inverter Welding Power Supply
 Power Supply for Telecommunication
 Various Switching Power Supply.



Unit : mm

Maximum Ratings

($T_j=25^\circ\text{C}$ unless otherwise specified)

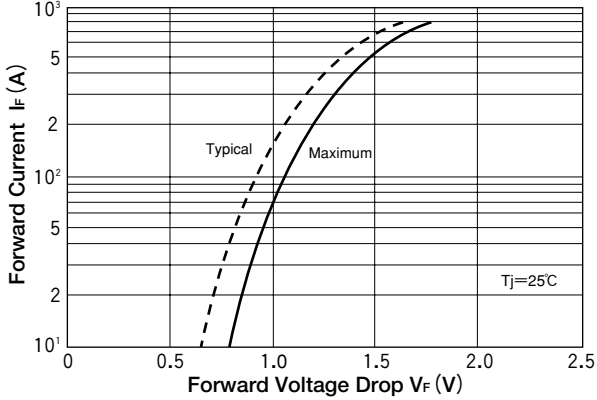
Symbol	Item	Ratings		Unit
		FRS400BA50	FRS400BA60	
V_{RRM}	Repetitive Peak Reverse Voltage	500	600	V
$V_{R(DC)}$	D.C. Reverse Voltage	400	480	V

Symbol	Item	Conditions	Ratings	Unit	
$I_{F(AV)}$	Forward Current	D.C. $T_c : 94^\circ\text{C}$	400	A	
I_{FMS}	Surge Forward Current	$\frac{1}{2}$ cycle, 60Hz, peak value, non-repetitive	4000	A	
I^2t	I^2t	Value for one cycle of surge current	66640	A^2S	
T_j	Operating Junction Temperature		-40 to $+150$	$^\circ\text{C}$	
T_{stg}	Storage Temperature		-40 to $+125$	$^\circ\text{C}$	
V_{iso}	Isolation Breakdown Voltage (R.M.S.)	A.C. 1 minute	2500	V	
	Mounting Torque	Mounting (M6)	Recommended Value 2.5-3.9 (25-40)	4.7 (48)	N·m (kgf·cm)
		Terminal (M6)	Recommended Value 2.5-3.9 (25-40)	4.7 (48)	
	Mass	Typical Value	460	g	

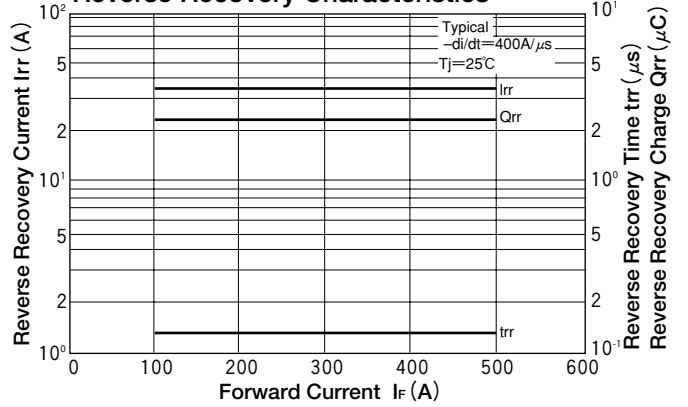
Electrical Characteristics

Symbol	Item	Conditions	Ratings			Unit
			Min.	Typ.	Max.	
I_{RRM}	Repetitive Peak Reverse Current	$V_R=V_{RRM}, T_j=125^\circ\text{C}$			400	mA
V_{FM}	Forward Voltage Drop	$I_F=400\text{A}$, Inst. measurement		1.3	1.4	V
t_{rr}	Reverse Recovery Time	$I_F=400\text{A}, -di/dt=400\text{A}/\mu\text{s}$		130	200	ns
$R_{th(j-c)}$	Thermal Impedance	Junction to case			0.1	$^\circ\text{C}/\text{W}$

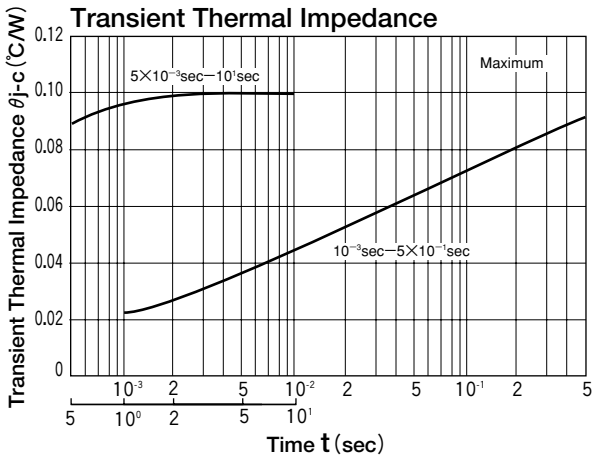
Forward Characteristics



Reverse Recovery Characteristics



Transient Thermal Impedance



Reverse Recovery Characteristics

