

HRP22

Silicon Schottky Barrier Diode for Ultra High Speed Medium Power Switching

HITACHI

Rev. 0
Dec. 1994

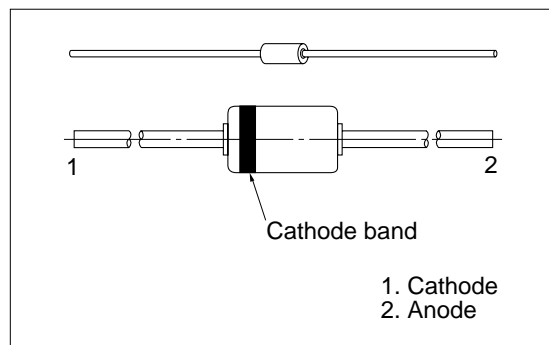
Features

- Good for high-frequency rectify for $V_R=50V$, $I_o=1.0A$, Output voltage=15Vmax.
- High reliability with glass seal.

Ordering Information

Type No.	Cathode Band	Package Code
HRP22	White	DO-41

Outline



Absolute Maximum Ratings ($T_a = 25^\circ C$)

Item	Symbol	Value	Unit
Repetitive peak reverse voltage	V_{RRM}	50	V
Average forward current	I_o^*	1.0	A
Junction temperature	T_j	125	$^\circ C$
Storage temperature	T_{stg}	-40 to +125	$^\circ C$

* 50Hz sine wave

Electrical Characteristics ($T_a = 25^\circ C$)

Item	Symbol	Min	Typ	Max	Unit	Test Condition
Forward voltage	V_F	—	—	0.55	V	$I_F = 1.0 A$
Reverse current	I_R	—	—	2.0	mA	$V_R = 50 V$

HRP22

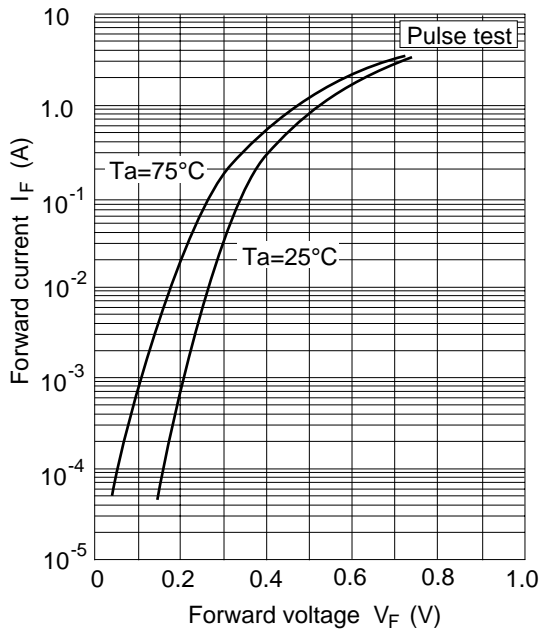


Fig.1 Forward current Vs. Forward voltage

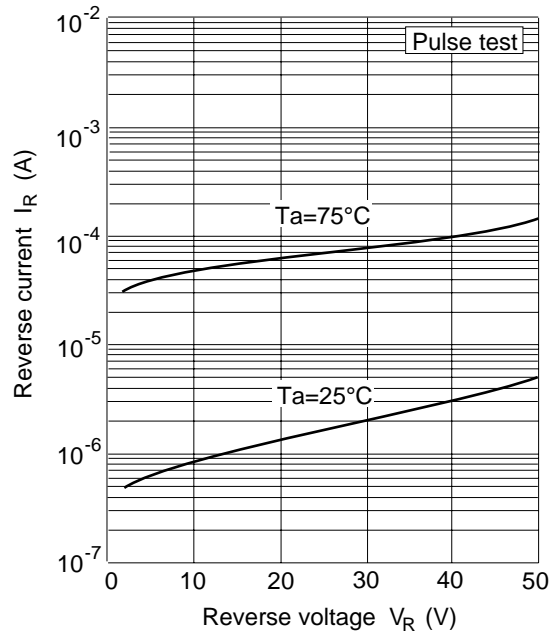


Fig.2 Reverse current Vs. Reverse voltage

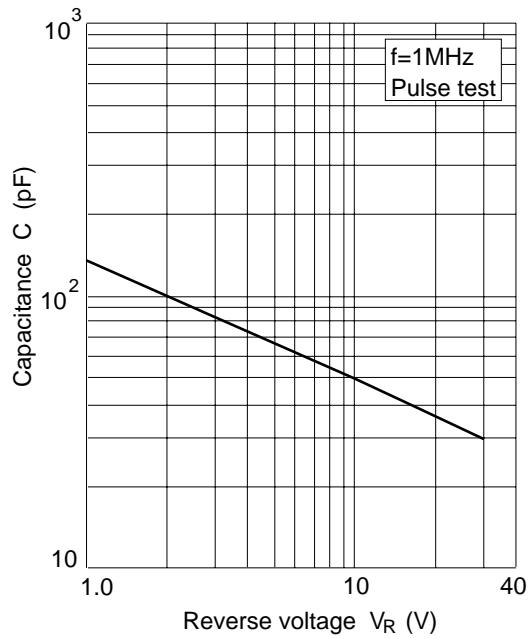
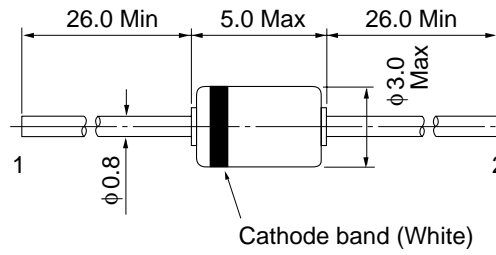


Fig.3 Capacitance Vs. Reverse voltage

Package Dimensions

Unit: mm



- 1 Cathode
- 2 Anode

HITACHI Code	DO-41
JEDEC Code	DO-41
EIAJ Code	SC-47
Weight (g)	0.38