

HVC351 Variable Capacitance Diode for VCO

HITACHI

Rev. 0
Nov. 1995

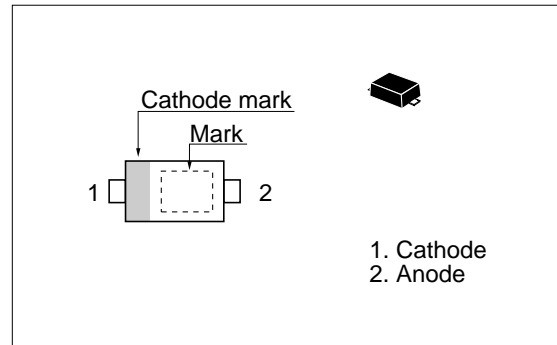
Features

- Low series resistance. ($r_s=0.35\Omega$ max)
- Ultra small Flat Package (UFP) is suitable for surface mount design.

Ordering Information

Type No.	Laser Mark	Package Code
HVC351	6	UFP

Outline



Absolute Maximum Ratings (Ta = 25°C)

Item	Symbol	Value	Unit
Reverse voltage	V_R	10	V
Junction temperature	T_j	125	°C
Storage temperature	T_{stg}	-55 to +125	°C

Electrical Characteristics (Ta = 25°C)

Item	Symbol	Min	Typ	Max	Unit	Test Condition
Reverse current	I_{R1}	—	—	10	nA	$V_R = 10\text{ V}$
	I_{R2}	—	—	100		$V_R = 10\text{ V}$, $T_a = 60\text{ °C}$
Capacitance	C_2	14.0	—	16.0	pF	$V_R = 2\text{ V}$, $f = 1\text{ MHz}$
	C_{10}	5.0	—	6.5		$V_R = 10\text{ V}$, $f = 1\text{ MHz}$
Capacitance ratio	n	2.00	—	—	—	C_2 / C_{10}
Series resistance	r_s	—	—	0.35	Ω	$V_R = 1\text{ V}$, $f = 470\text{ MHz}$

HVC351

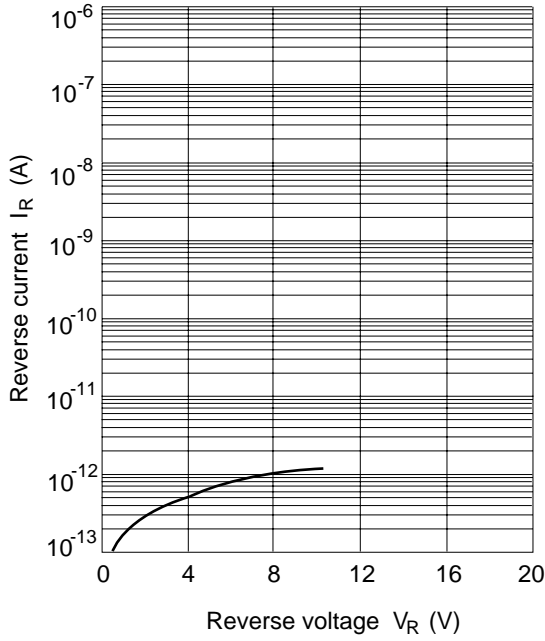


Fig.1 Reverse current Vs. Reverse voltage

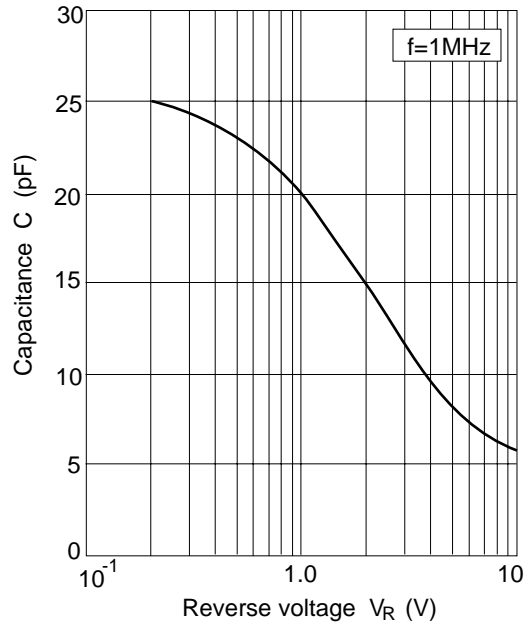


Fig.2 Capacitance Vs. Reverse voltage

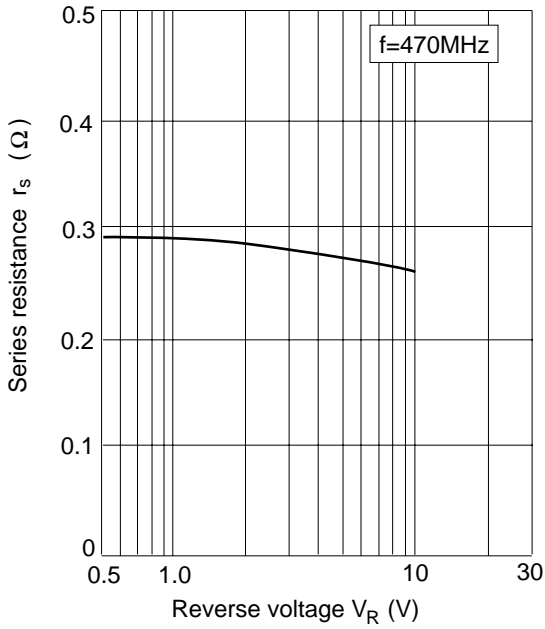


Fig.3 Series resistance Vs. Reverse voltage

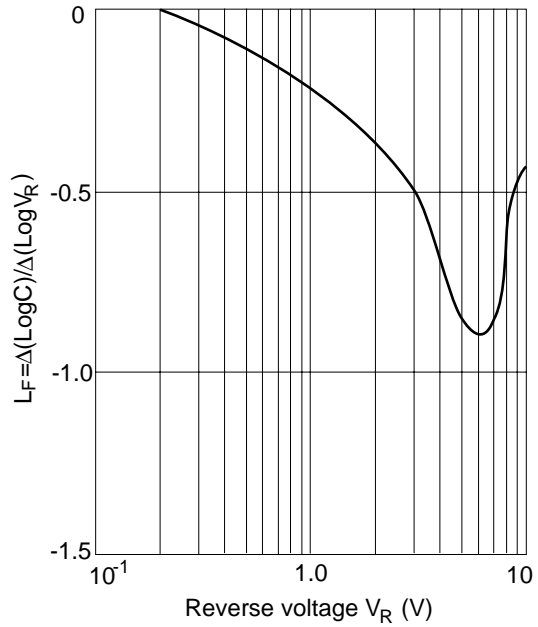
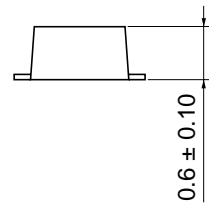
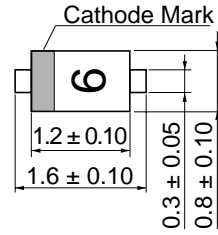


Fig.4 Linearity factor Vs. Reverse voltage

Package Dimensions

Unit: mm



- 1 Cathode
- 2 Anode

HITACHI Code	UFP
JEDEC Code	—
EIAJ Code	SC-79
Weight (g)	0.0016