

HVM15

Variable Capacitance Diode for BS/CS tuner

HITACHI

Preliminary
Rev. 2
May. 1993

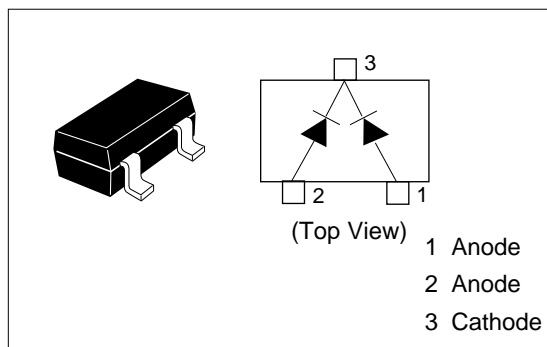
Features

- Low capacitance, high S/N.
- MPAK package is suitable for high density surface mounting and high speed assembly.

Ordering Information

| Type No. | Laser Mark | Package Code |
|----------|------------|--------------|
| HVM15 | T 2 | MPAK |

Pin Arrangement



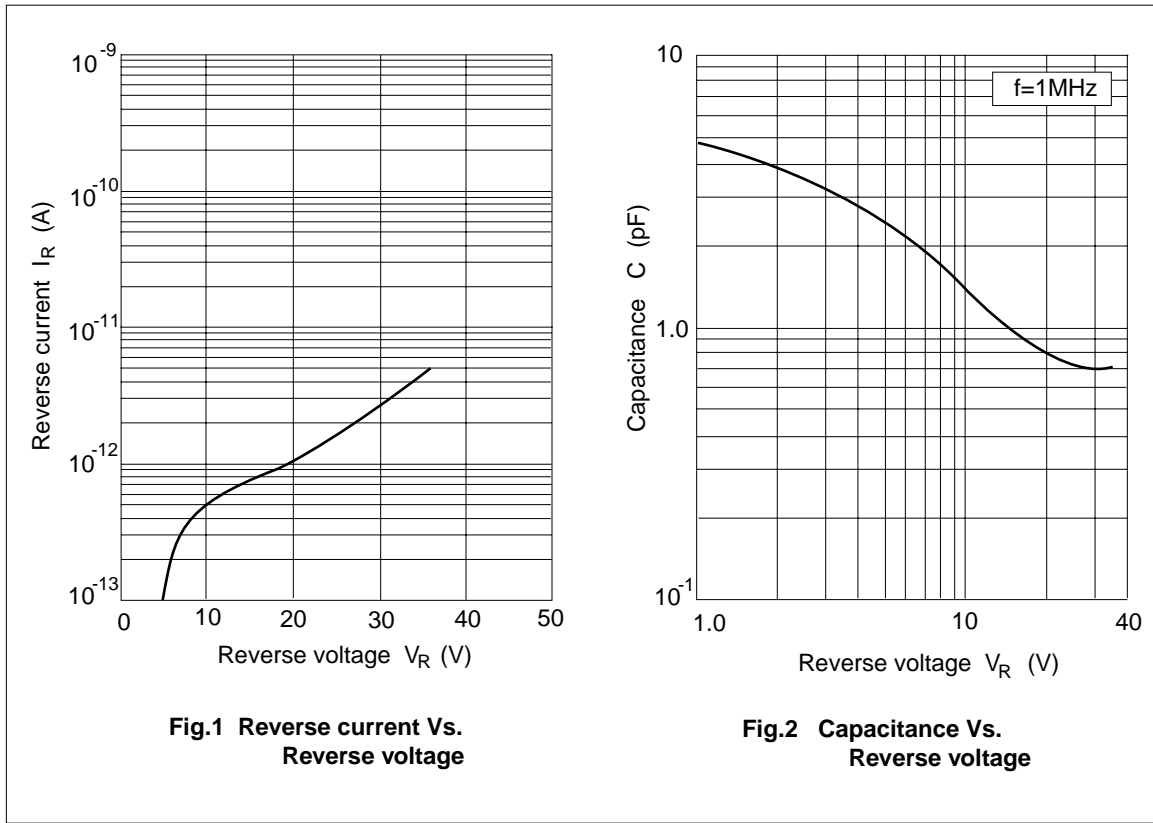
Absolute Maximum Ratings (Ta = 25°C)

| Item | Symbol | Value | Unit |
|----------------------|-----------|-------------|------|
| Reverse voltage | V_R | 35 | V |
| Junction temperature | T_j | 125 | °C |
| Storage temperature | T_{stg} | -55 to +125 | °C |

Electrical Characteristics (Ta = 25°C)

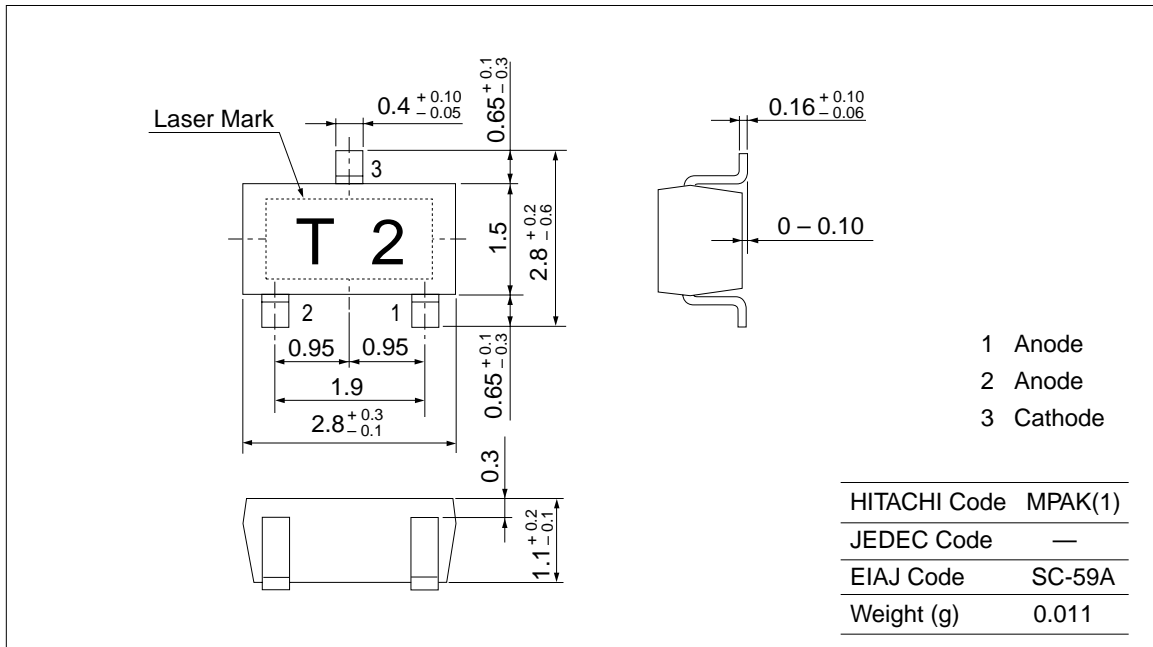
| Item | Symbol | Min | Typ | Max | Unit | Test Condition |
|-------------------|----------|-----|-----|-----|----------|--------------------------|
| Reverse voltage | V_R | 35 | — | — | V | $I_R = 10 \mu A$ |
| Reverse current | I_R | — | — | 50 | nA | $V_R = 30 V$ |
| Capacitance | C_1 | 3.6 | — | 5.6 | pF | $V_R = 1 V, f = 1 MHz$ |
| | C_{30} | 0.5 | — | 0.9 | | $V_R = 30 V, f = 1 MHz$ |
| Capacitance ratio | n | 4.0 | — | — | — | C_1/C_{30} |
| Series resistance | r_s | — | — | 1.5 | Ω | $V_R = 2 V, f = 100 MHz$ |

HVM15



Package Dimensions

Unit: mm



HVM16

Variable Capacitance Diode for FM tuner

HITACHI

Preliminary
Rev. 3
May. 1993

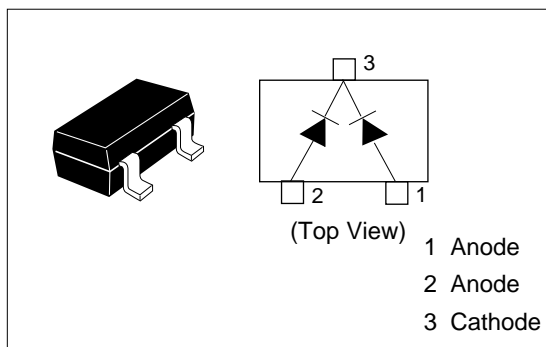
Features

- Worked by 8V, suitable for small manufacture sources of electric power.
- MPAK package is suitable for high density surface mounting and high speed assembly.

Ordering Information

| Type No. | Laser Mark | Package Code |
|----------|------------|--------------|
| HVM16 | T 3 | MPAK |

Pin Arrangement



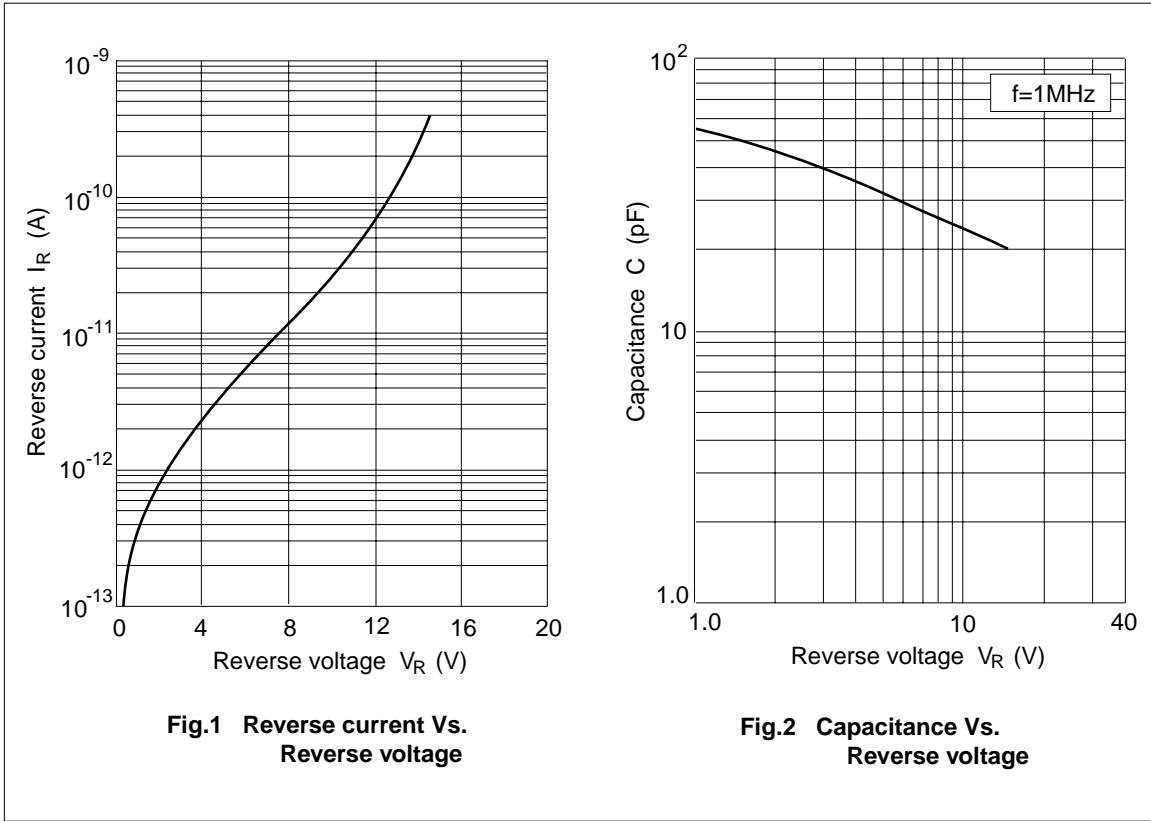
Absolute Maximum Ratings (Ta = 25°C)

| Item | Symbol | Value | Unit |
|----------------------|-----------|-------------|------|
| Reverse voltage | V_R | 14 | V |
| Power dissipation | P_d | 150 | mW |
| Junction temperature | T_j | 125 | °C |
| Storage temperature | T_{stg} | -55 to +125 | °C |

Electrical Characteristics (Ta = 25°C)

| Item | Symbol | Min | Typ | Max | Unit | Test Condition |
|-------------------|--------|------|-----|------|------|--------------------------|
| Reverse voltage | V_R | 14.0 | — | — | V | $I_R = 10 \mu A$ |
| Reverse current | I_R | — | — | 50.0 | nA | $V_R = 9 V$ |
| Capacitance | C | 43.0 | — | 48.1 | pF | $V_R = 2 V, f = 1 MHz$ |
| Capacitance ratio | n_1 | 1.23 | — | 1.33 | — | C_2/C_4 |
| | n_2 | 1.65 | — | 1.75 | — | C_2/C_8 |
| Figure of merit | Q | 75 | — | — | — | $V_R = 2 V, f = 100 MHz$ |

HVM16



Package Dimensions

Unit: mm

