ADE-208-430(Z)

HVU350B
Variable Capacitance Diode for VCO

HITACHI

Rev. 0
Feb. 1996

Features

- High capacitance ratio. (n =2.8.min)
- Low series resistance. (r_s=0.5Ωmax)
- Low series resistance and good C-V linearity.
- Ultra small Resin Package (URP) is suitable for surface mount design.

Ordering Information

Type No.	Laser Mark	Package Code
HVU350B	B0	URP

Outline

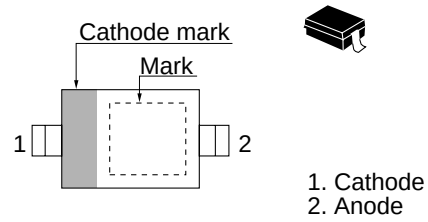

1. Cathode
2. Anode

Absolute Maximum Ratings (Ta = 25°C)

Item	Symbol	Value	Unit
Reverse voltage	V_R	15	V
Junction temperature	T_j	125	°C
Storage temperature	T_{stg}	-55 to +125	°C

Electrical Characteristics (Ta = 25°C)

Item	Symbol	Min	Typ	Max	Unit	Test Condition
Reverse current	I_{R1}	—	—	10	nA	V_R = 15 V
	I_{R2}	—	—	100		V_R = 15 V , Ta= 60 °C
Capacitance	C_1	15.5	—	17.0	pF	V_R = 1 V , f = 1 MHz
	C_4	5.0	—	6.0		V_R = 4 V , f = 1 MHz
Capacitance ratio	n	2.8	—	—	—	C_1 / C_4
Series resistance	r_s	—	—	0.5	Ω	V_R = 1 V , f = 470 MHz

HVU350B

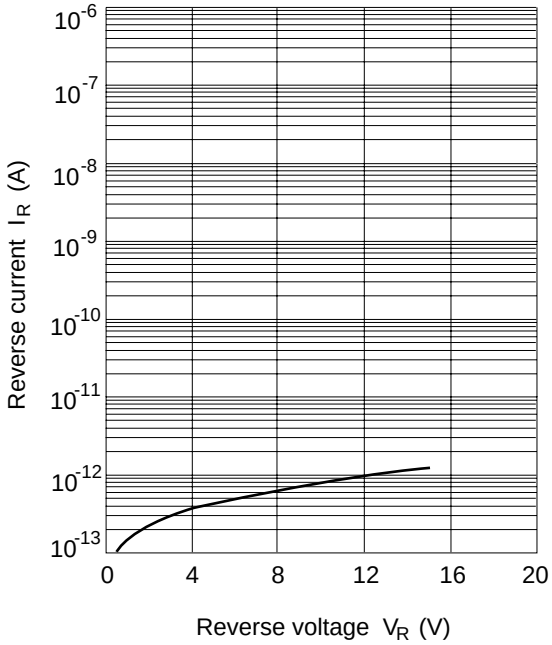

Fig.1 Reverse current Vs. Reverse voltage

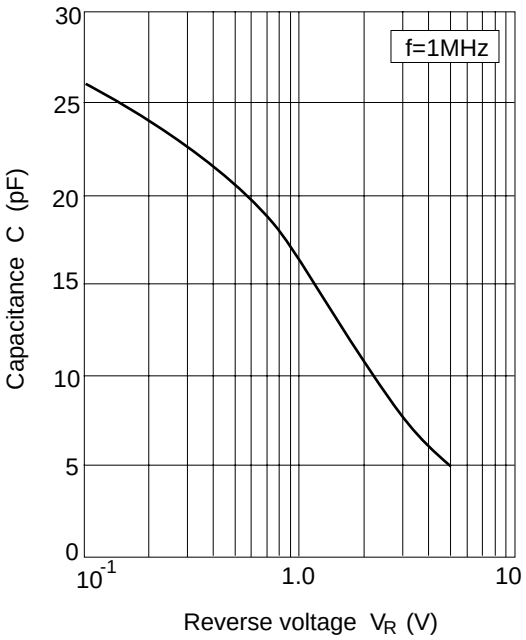

Fig.2 Capacitance Vs. Reverse voltage

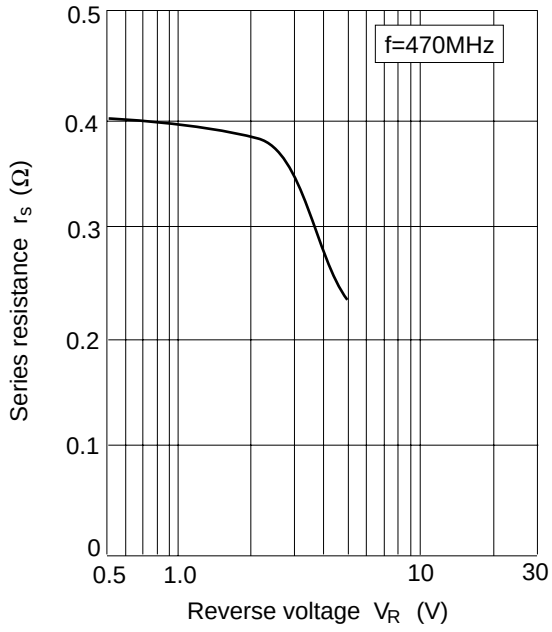

Fig.3 Series resistance Vs. Reverse voltage

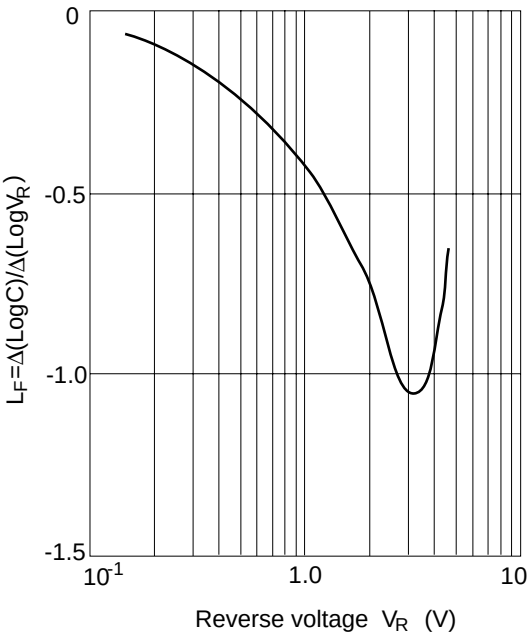

Fig.4 Linearity factor Vs. Reverse voltage

Package Dimensions

Unit: mm

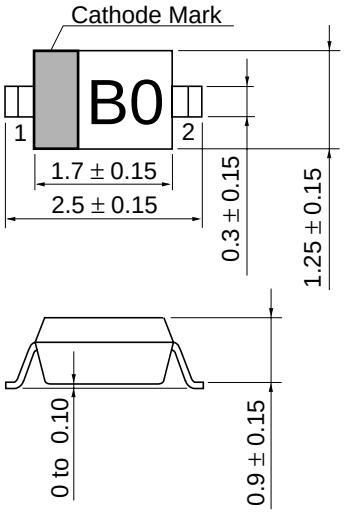

1 Cathode
2 Anode

HITACHI Code	URP
JEDEC Code	—
EIAJ Code	—
Weight (g)	0.004