

SHINDENGEN

General Purpose Rectifiers

Low Noise Bridges

LN6SB60

600V 6A

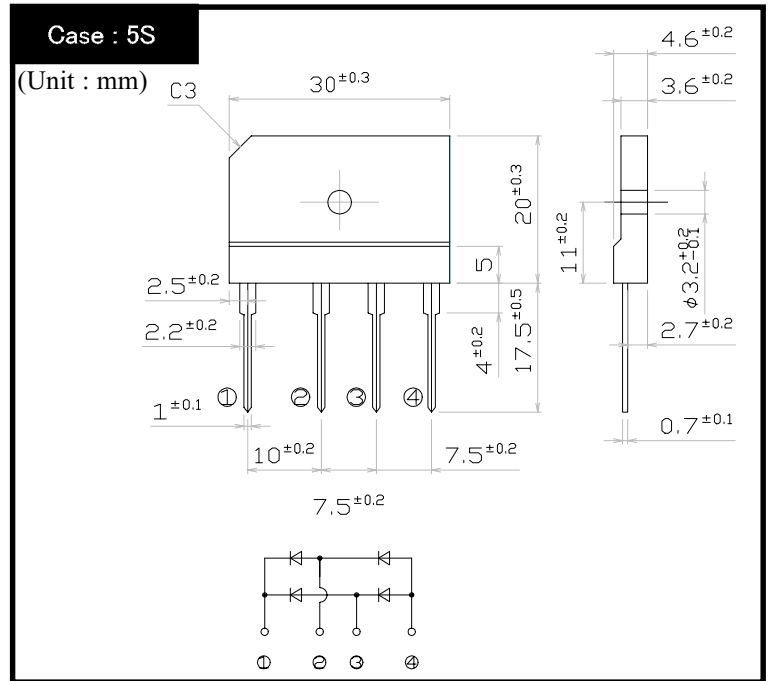
FEATURES

- Low noise
- SIL Package
- High IFSM

APPLICATION

- Switching power supply
- Home (Electrical) Appliances
- Office Equipment, Telecommunication, Factory Automation

OUTLINE DIMENSIONS



RATINGS

● Absolute Maximum Ratings (If not specified Tc=25°C)

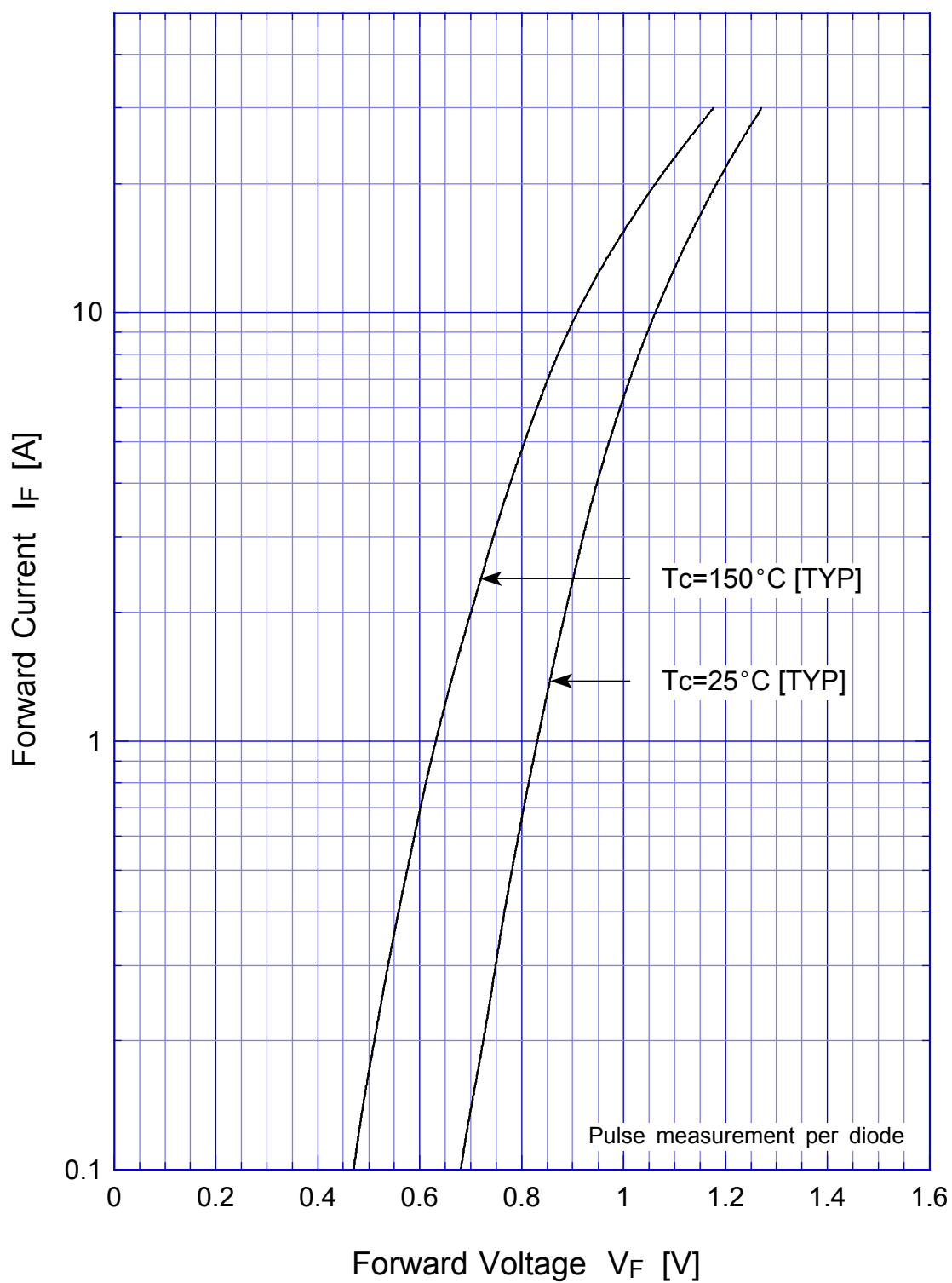
Item	Symbol	Conditions	Ratings	Unit
Storage Temperature	T _{stg}		-40~150	°C
Operating Junction Temperature	T _j		150	°C
Maximum Reverse Voltage	V _{RM}		600	V
Average Rectified Forward Current	I _O	50Hz sine wave, R-load With heatsink Tc=111°C	6.0	A
		50Hz sine wave, R-load Without heatsink Ta=25°C	2.8	
Peak Surge Forward Current	I _{FSM}	50Hz sine wave, Non-repetitive 1cycle peak value, Tj=25°C	170	A
Current Squared Time	I ² _t	1ms ≤ t < 10ms Tj=25°C	50	A ² s
Dielectric Strength	V _{dis}	Terminals to case, AC 1 minute	2	kV
Mounting Torque	TOR	(Recommended torque: 0.5N·m)	0.8	N·m

● Electrical Characteristics (If not specified Tc=25°C)

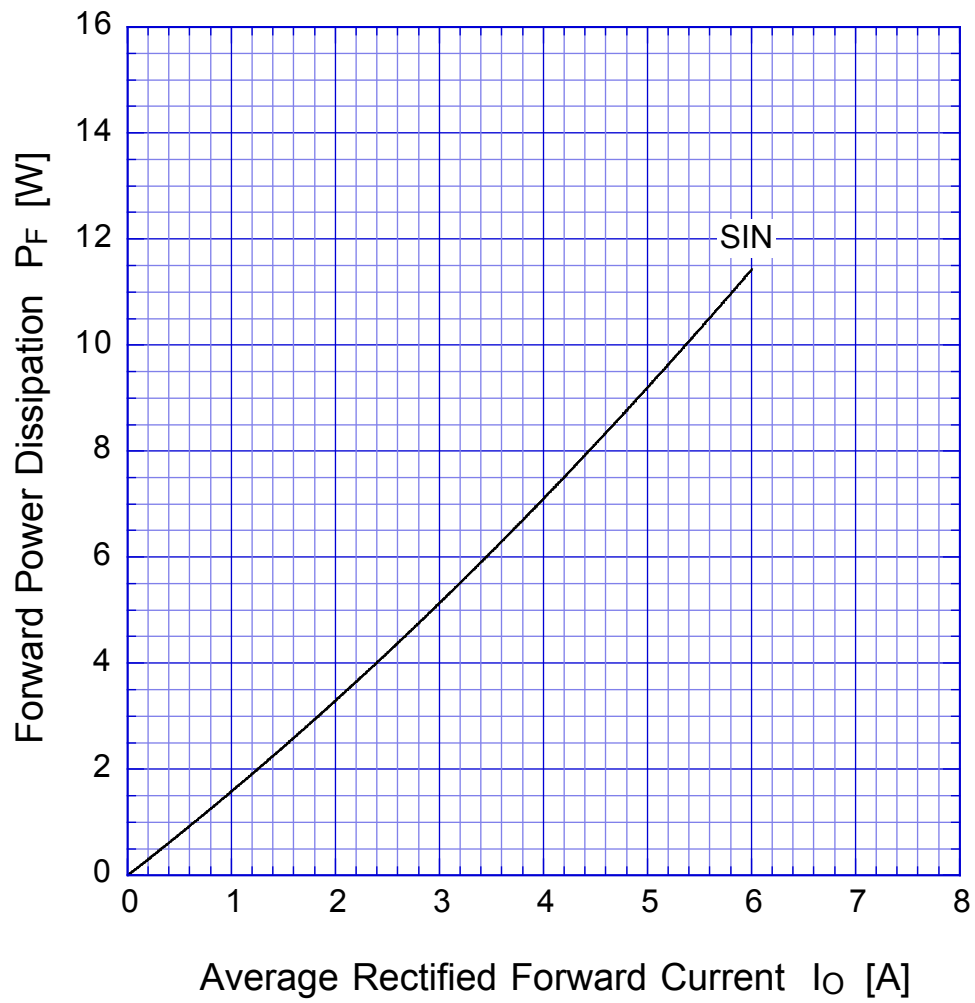
Item	Symbol	Conditions	Ratings	Unit
Forward Voltage	V _F	I _F =3A, Pulse measurement, Rating of per diode	Max.1.05	V
Reverse Current	I _R	V _R =V _{RM} , Pulse measurement, Rating of per diode	Max.10	μA
Reverse Recovery Time	trr	I _F =0.1A, I _R =0.1A, Rating of per diode	Max.5	μs
Thermal Resistance	θ _{jc}	junction to case With heatsink	Max.3.4	°C/W
	θ _{jl}	junction to lead Without heatsink	Max.5	
	θ _{ja}	junction to ambient Without heatsink	Max.26	
	θ _{cf}	case to heatsink, Mounting torque=0.5N·m	Max.2	

LN6SB60

Forward Voltage



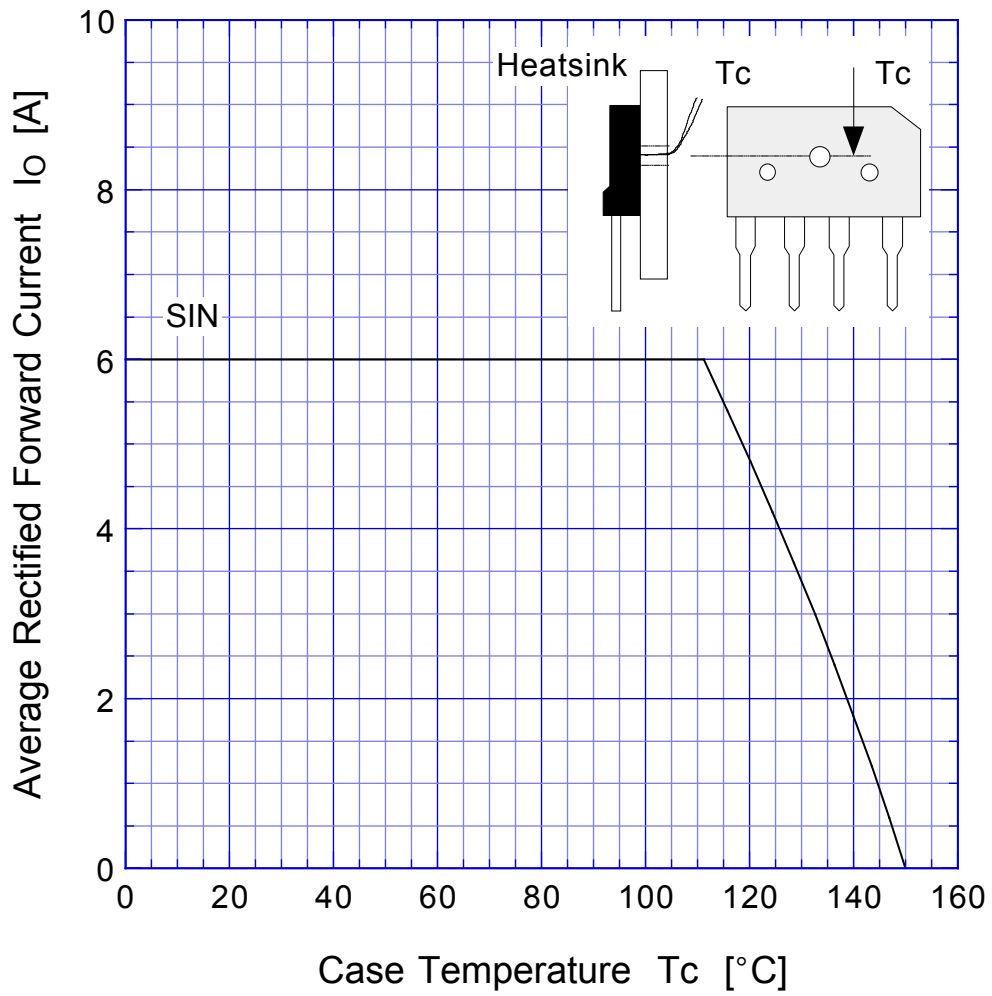
LN6SB60 Forward Power Dissipation



$T_j = 150^\circ\text{C}$
Sine wave

LN6SB60

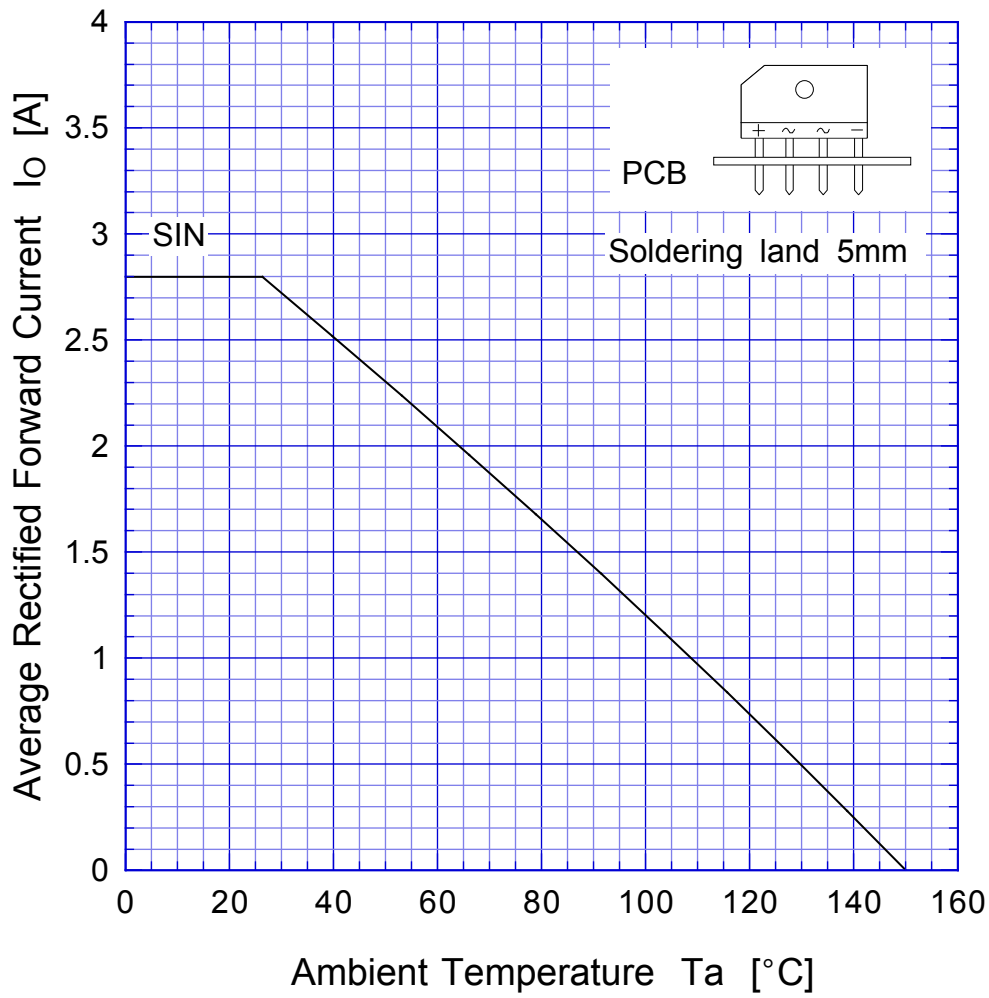
Derating Curve



Sine wave
R-load
with heatsink

LN6SB60

Derating Curve



$V_R = 600V$



LN6SB60

Peak Surge Forward Capability

