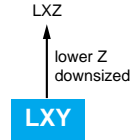


LXY Series

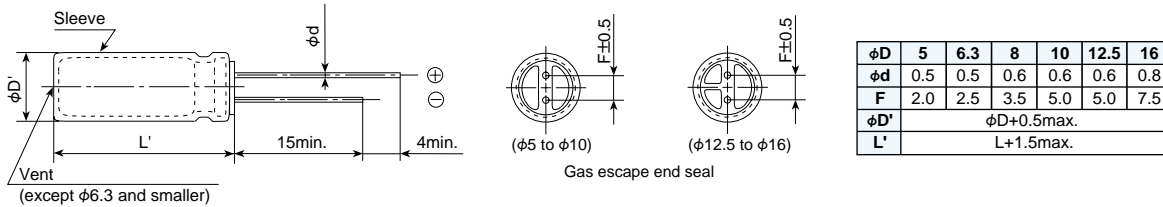
- Newly innovative electrolyte and internal architecture are employed
- Endurance with ripple current : 105°C 2000 to 8000 hours
- Solvent-proof type (see PRECAUTIONS AND GUIDELINES)



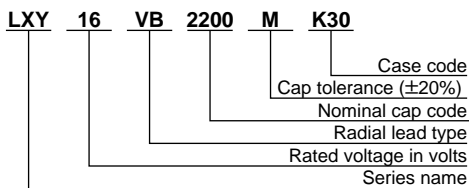
◆ SPECIFICATIONS

Items	Characteristics										
Category											
Temperature Range	-55 to +105°C										
Rated Voltage Range	10 to 63V _{dc}										
Capacitance Tolerance	±20% (M) (at 20°C, 120Hz)										
Leakage Current	I = 0.01CV or 3μA, whichever is greater. Where, I : Max. leakage current (μA), C : Nominal capacitance (μF), V : Rated voltage (V) (at 20°C after 2 minutes)										
Dissipation Factor (tanδ)	Rated voltage (V _{dc})	10V	16V	25V	35V	50V	63V				
	tanδ (Max.)	0.19	0.16	0.14	0.12	0.10	0.10				
	When nominal capacitance exceeds 1000μF, add 0.02 to the value above for each 1000μF increase. (at 20°C, 120Hz)										
Low Temperature Characteristics (Max. Impedance Ratio)	Z(-55°C)/Z(+20°C)	10V _{dc} to 50V _{dc} : 3max.					63V _{dc} : 6max.				
	(at 120Hz)										
Endurance	The following specifications shall be satisfied when the capacitors are restored to 20°C after subjected to DC voltage with the rated ripple current is applied for the specified period of time at 105°C.										
	Time	φ5 & 6.3 : 2000hours		φ8 : 3000hours		φ10 : 5000hours		φ12.5 : 7000hours		φ16 & 18 : 8000hours	
	Capacitance change	≤±20% of the initial value									
	D.F. (tanδ)	≤200% of the initial specified value									
	Leakage current	≤The initial specified value									
Shelf Life	The following specifications shall be satisfied when the capacitors are restored to 20°C after exposing them for 1000 hours at 105°C without voltage applied.										
	Capacitance change	≤±20% of the initial value									
	D.F. (tanδ)	≤200% of the initial specified value									
	Leakage current	≤The initial specified value									

◆ DIMENSIONS (Radial Lead Type=VB) [mm]



◆ PART NUMBERING SYSTEM



Capacitance	Code
4.7μF	4R7
10μF	10
100μF	100
2200μF	2200

◆STANDARD RATINGS

φDXL (mm) / Case code		V _{dc}		10			16			25			35						
				Capacitance (μF)	Impedance (Ω _{max} /100kHz)		Rated ripple current (mA _{rms} /105°C/100kHz)	Capacitance (μF)	Impedance (Ω _{max} /100kHz)		Rated ripple current (mA _{rms} /105°C/100kHz)	Capacitance (μF)	Impedance (Ω _{max} /100kHz)		Rated ripple current (mA _{rms} /105°C/100kHz)	Capacitance (μF)	Impedance (Ω _{max} /100kHz)		Rated ripple current (mA _{rms} /105°C/100kHz)
					20°C	-10°C			20°C	-10°C			20°C	-10°C			20°C	-10°C	
5X11.5	E11	82	0.75	1.5	163	56	0.75	1.5	163	39	0.75	1.5	163	27	0.75	1.5	163		
6.3X11.5	F11	180	0.35	0.70	273	120	0.35	0.70	273	82	0.35	0.70	273	56	0.35	0.70	273		
6.3X15	F15	220	0.25	0.50	390	180	0.25	0.50	390	120	0.25	0.50	390	82	0.25	0.50	390		
8X12	H12	330	0.17	0.34	445	270	0.17	0.34	445	150	0.17	0.34	445	120	0.17	0.34	445		
8X15	H15	470	0.13	0.26	555	330	0.13	0.26	555	220	0.13	0.26	555	180	0.13	0.26	555		
8X20	H20	680	0.095	0.19	740	470	0.095	0.19	740	330	0.095	0.19	740	220	0.095	0.19	740		
10X12.5	J12	390	0.12	0.24	625	270	0.12	0.24	625	180	0.12	0.24	625	120	0.12	0.24	625		
10X16	J16	680	0.084	0.17	825	470	0.084	0.17	825	330	0.084	0.17	825	220	0.084	0.17	825		
10X20	J20	1,000	0.062	0.13	1,040	680	0.062	0.13	1,040	470	0.062	0.13	1,040	330	0.062	0.13	1,040		
10X25	J25	1,200	0.052	0.11	1,260	820	0.052	0.11	1,260	560	0.052	0.11	1,260	390	0.052	0.11	1,260		
10X30	J30	1,500	0.044	0.088	1,440	1,200	0.044	0.088	1,440	820	0.044	0.088	1,440	560	0.044	0.088	1,440		
12.5X20	K20	1,800	0.046	0.092	1,340	1,200	0.046	0.092	1,340	820	0.046	0.092	1,340	560	0.046	0.092	1,340		
12.5X25	K25	2,200	0.034	0.068	1,690	1,500	0.034	0.068	1,690	1,000	0.034	0.068	1,690	680	0.034	0.068	1,690		
12.5X30	K30	2,700	0.030	0.060	1,950	2,200	0.030	0.060	1,950	1,500	0.030	0.060	1,950	1,000	0.030	0.060	1,950		
12.5X35	K35	3,300	0.024	0.048	2,220	2,700	0.024	0.048	2,220	1,800	0.024	0.048	2,220	1,200	0.024	0.048	2,220		
12.5X40	K40	3,900	0.022	0.044	2,390	3,300	0.022	0.044	2,390	2,200	0.022	0.044	2,390	1,500	0.022	0.044	2,390		
16X20	L20	3,300	0.038	0.076	1,630	2,200	0.038	0.076	1,630	1,500	0.038	0.076	1,630	1,000	0.038	0.076	1,630		
16X25	L25	3,900	0.028	0.056	2,070	2,700	0.028	0.056	2,070	1,800	0.028	0.056	2,070	1,200	0.028	0.056	2,070		
16X30	L30	5,600	0.025	0.050	2,350	3,900	0.025	0.050	2,350	2,700	0.025	0.050	2,350	1,800	0.025	0.050	2,350		
16X35	L35	6,800	0.022	0.044	2,550	4,700	0.022	0.044	2,550	3,300	0.022	0.044	2,550	2,200	0.022	0.044	2,550		
16X40	L40	8,200	0.018	0.036	2,900	5,600	0.018	0.036	2,900	3,900	0.018	0.036	2,900	2,700	0.018	0.036	2,900		

φDXL (mm) / Case code		V _{dc}		50			63				
				Capacitance (μF)	Impedance (Ω _{max} /100kHz)		Rated ripple current (mA _{rms} /105°C/100kHz)	Capacitance (μF)	Impedance (Ω _{max} /100kHz)		Rated ripple current (mA _{rms} /105°C/100kHz)
					20°C	-10°C			20°C	-10°C	
5X11.5	E11	18	1.2	2.4	129	10	1.9	4.8	103		
6.3X11.5	F11	39	0.54	1.1	219	18	1.0	2.5	161		
6.3X15	F15	56	0.34	0.68	310	33	0.61	1.6	233		
8X12	H12	68	0.30	0.60	340	47	0.47	1.2	274		
8X15	H15	82	0.20	0.40	470	68	0.34	0.85	360		
8X20	H20	120	0.14	0.28	610	82	0.21	0.53	500		
10X12.5	J12	82	0.20	0.40	480	56	0.27	0.68	418		
10X16	J16	120	0.13	0.26	755	68	0.21	0.53	525		
10X20	J20	180	0.088	0.18	945	120	0.16	0.40	650		
10X25	J25	220	0.073	0.15	1,150	150	0.13	0.33	783		
10X30	J30	330	0.054	0.11	1,260	180	0.10	0.25	960		
12.5X20	K20	330	0.059	0.12	1,190	220	0.11	0.28	870		
12.5X25	K25	470	0.044	0.088	1,490	270	0.074	0.19	1,150		
12.5X30	K30	560	0.039	0.078	1,720	390	0.068	0.17	1,280		
12.5X35	K35	680	0.033	0.066	1,890	470	0.063	0.16	1,390		
12.5X40	K40	820	0.029	0.058	2,030	560	0.051	0.13	1,530		
16X20	L20	680	0.050	0.10	1,420	330	0.085	0.22	1,100		
16X25	L25	820	0.034	0.068	1,880	470	0.055	0.14	1,480		
16X30	L30	1,000	0.030	0.060	2,150	680	0.046	0.12	1,720		
16X35	L35	1,200	0.027	0.054	2,320	820	0.040	0.10	1,910		
16X40	L40	1,500	0.024	0.048	2,540	1,000	0.036	0.090	2,070		

◆RATED RIPPLE CURRENT MULTIPLIERS

●Frequency Multipliers

Capacitance (μF)	Frequency (Hz)			
	120	1k	10k	100k
10 to 180	0.40	0.75	0.90	1.00
220 to 560	0.50	0.85	0.94	1.00
680 to 1800	0.60	0.87	0.95	1.00
2200 to 3900	0.75	0.90	0.95	1.00
4700 to 8200	0.85	0.95	0.98	1.00

The following case sizes are also available upon request : φ4×7mm, φ5×7mm, φ5×15mm, φ6.3×7mm φ12.5×15mm, φ16×15mm, and φ18×15mm.