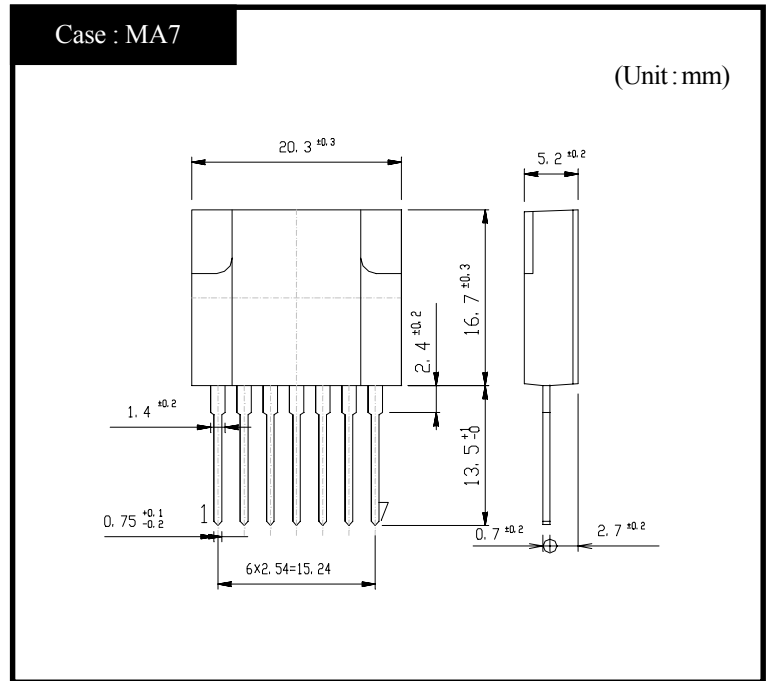


MA4520

OUTLINE DIMENSIONS



RATINGS

●Absolute Maximum Ratings

Item	Symbol	Conditions	Ratings	Unit
Storage Temperature	T _{stg}		-30~125	°C
Operating Temperature	T _{op}		-20~125	°C
Junction Temperature	T _j		150	°C
Peak Input Voltage	V _{in}	②+,③-,⑤-	500	V
Input Current	I _{in}	DC ②+,③-	5	A
		Pulse ②+,③- Duty 1/2	8	A
Maximum Power Dissipation	P _D	T _a =25°C	3	W
	P _D	Heatsink T _c =100°C	17	W
Dielectric Strength	V _{dis}	Terminals To Case AC 1 min	2	kV
Insulation Resistance		Terminals To Case 500VDC	100	MΩ
Max Voltage ④ to ⑥	V④•⑥	④+,⑥-	6	V
Max Current ⑥ to ④	I⑥•④	⑥+,④- (Peak) Duty Max 1/2	200	mA
Reverse Current	I _Z	⑤+,④-	MAX 20	mA

●Electrical Characteristics (T_c=25°C)

Item	Symbol	Conditions	Ratings	Unit	
Q1	Zero Gate Voltage Drain Current	I _{DSS}	V _{DS} =500V, V _{GS} =0V, ②+,③-	MAX 250 TYP (1.1)	μA Ω
	Static Drain-Source On-State Resistance	R _{DS(on)}	I _D =2.5A, ②+,③- V _{GS} =10V, ⑤+,③-	MAX 1.4	Ω
	Thermal Resistance	θ _{jc}	Junction to Case	MAX 2.9	°C/W
D1	Reverse Current	I _R	V _R =500V, ①+,②-	MAX 10	μA
	Forward Voltage	V _F	I _F =0.6A, ②+,①-	MAX 1.7	V
Q2	Fold Back Detection Voltage		③+,④-	TYP 0.7	V

●Standard Operating Condition•Design Standard For Application Circuit

Item	Conditions	Ratings	Unit
Input Rated Voltage		AC90~132	V
Output Nominal Voltage		12	V
Output Nominal Current		4	A

●Standard Operating Condition•Standard Operating Characteristics (Ta=25°C)

Item	Conditions	Ratings	Unit		
Minimum Input Full Load Output Voltage	Vin=90V, I _O =4.0A	12.0±0.6	V	Fig 1, ① Refer	
Maximum Input Light Load Output Voltage	Vin=132V, I _O =0.40A	12.0±0.6	V	Fig 1, ② Refer	
Over Current Protection	Foldback Current	Vin=132V, V _O =10V	MAX 6.0	A	Fig 1, ③ Refer
	Short Circuit	Vin=132V, R _O =0.5 Ω	Nodamage To Any Device, Automatic Recovery.	-	Fig 1, ④ Refer

Figure in ○=Terminal Sign

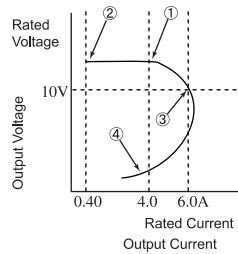
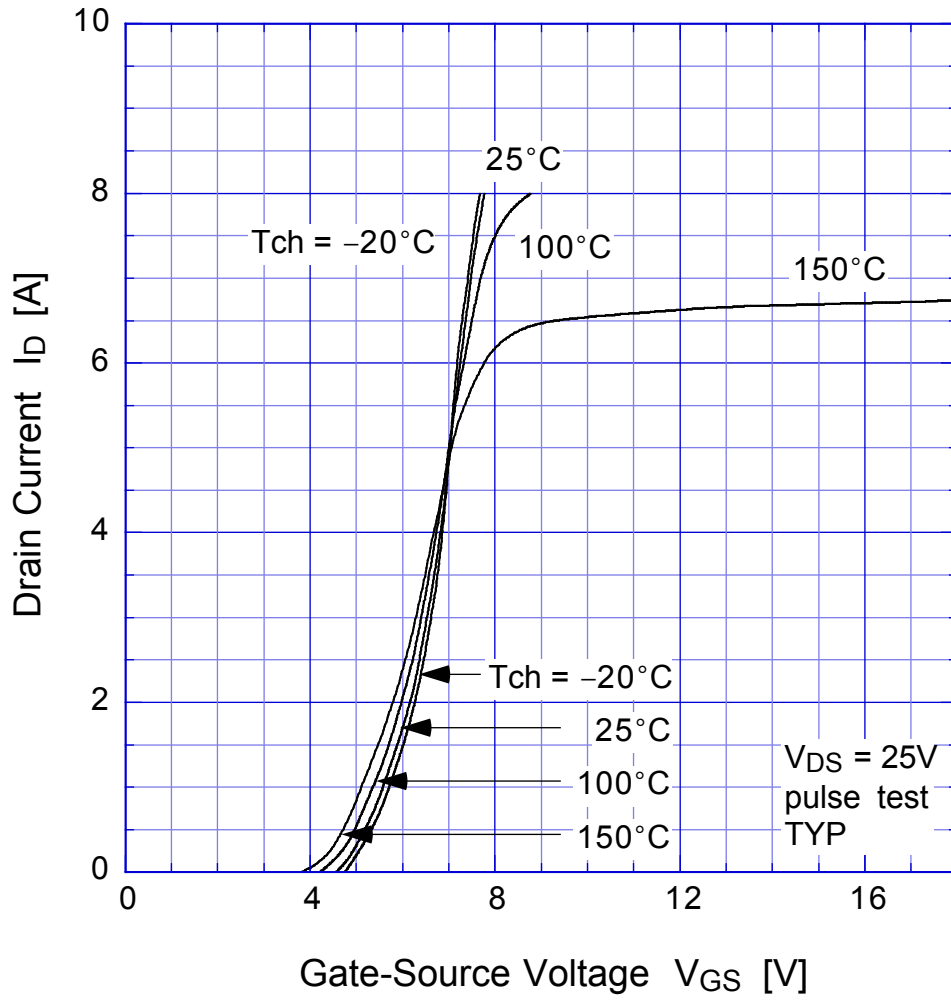


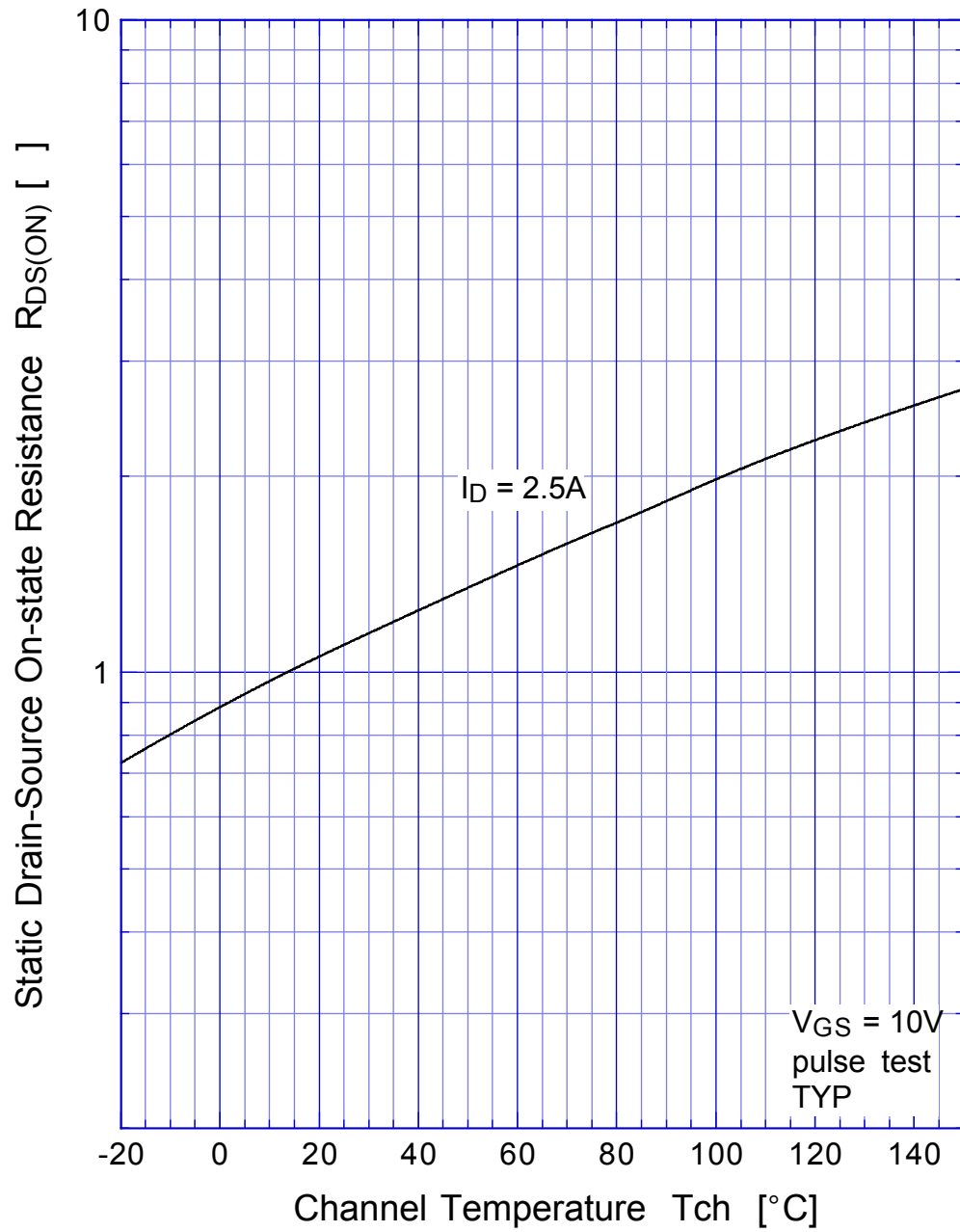
Fig1. Output Voltage/Current

MA4520

Transfer Characteristics

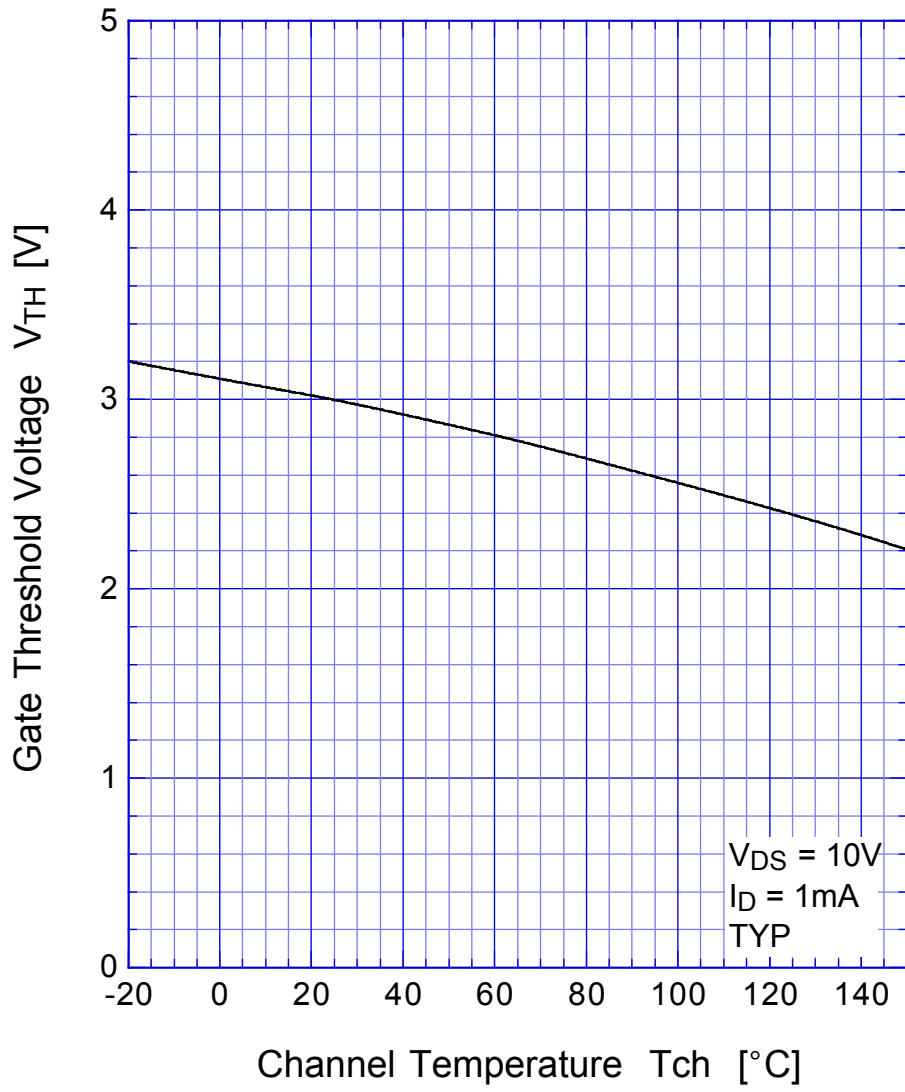


MA4520 Static Drain-Source On-state Resistance



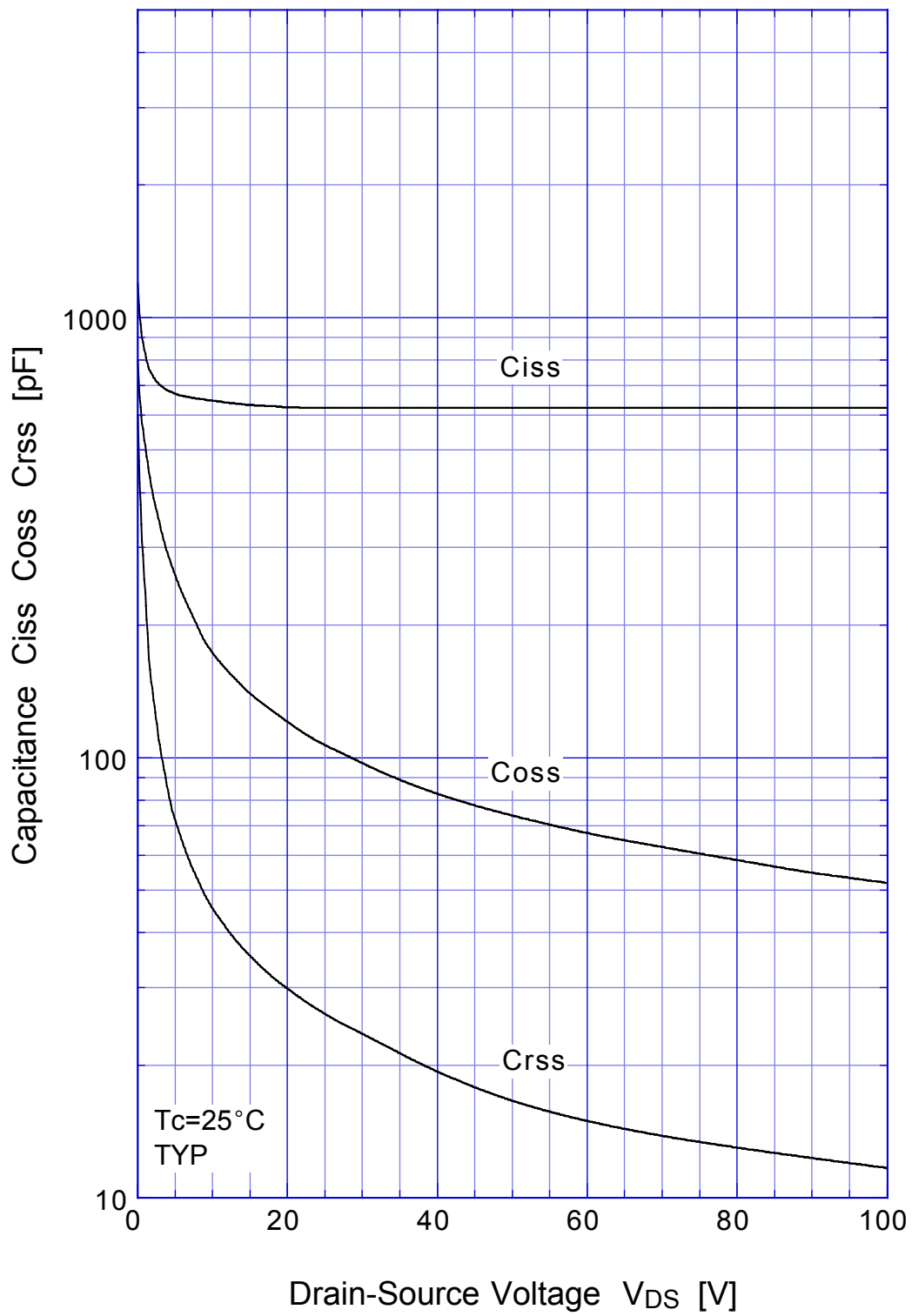
MA4520

Gate Threshold Voltage

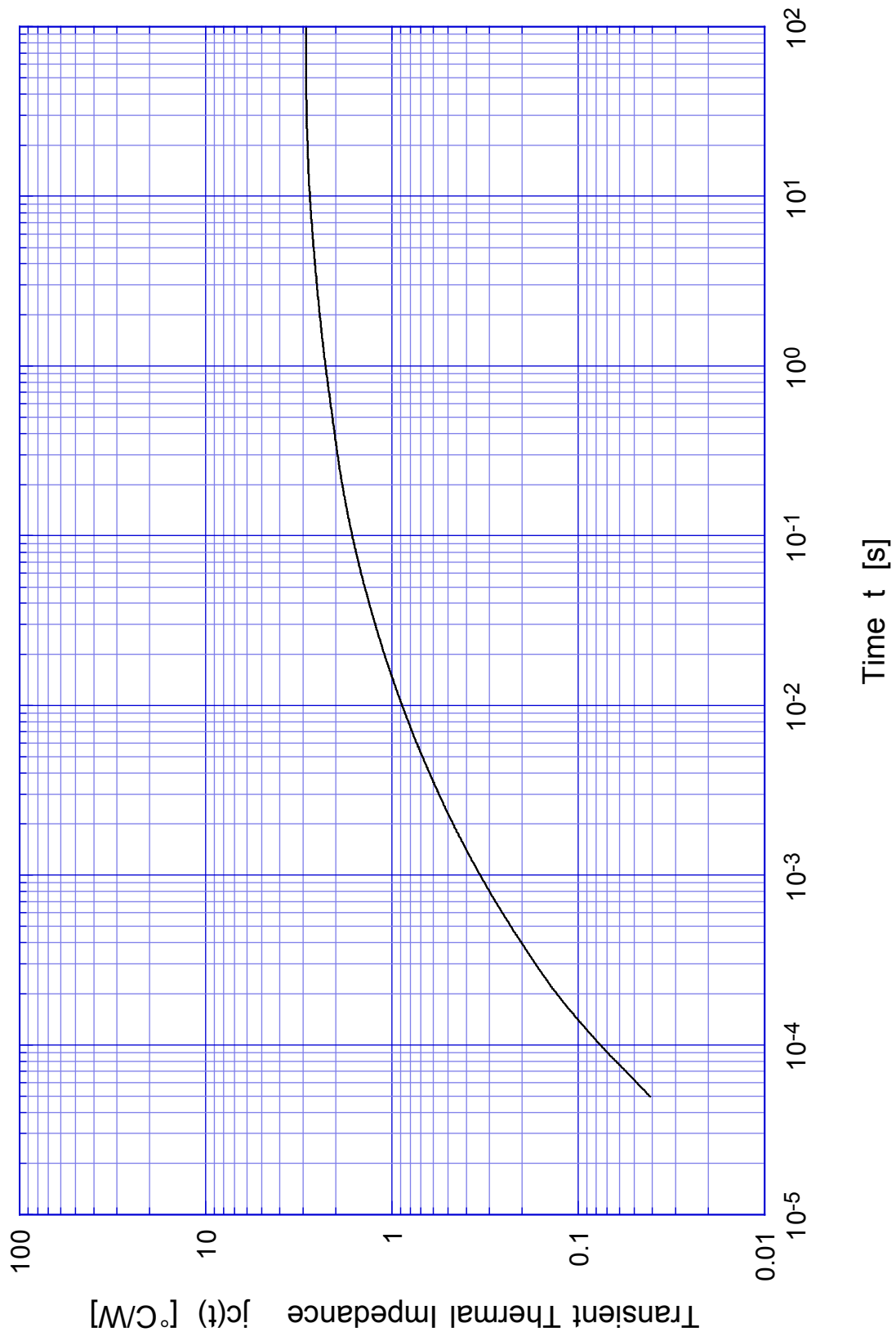


MA4520

Capacitance

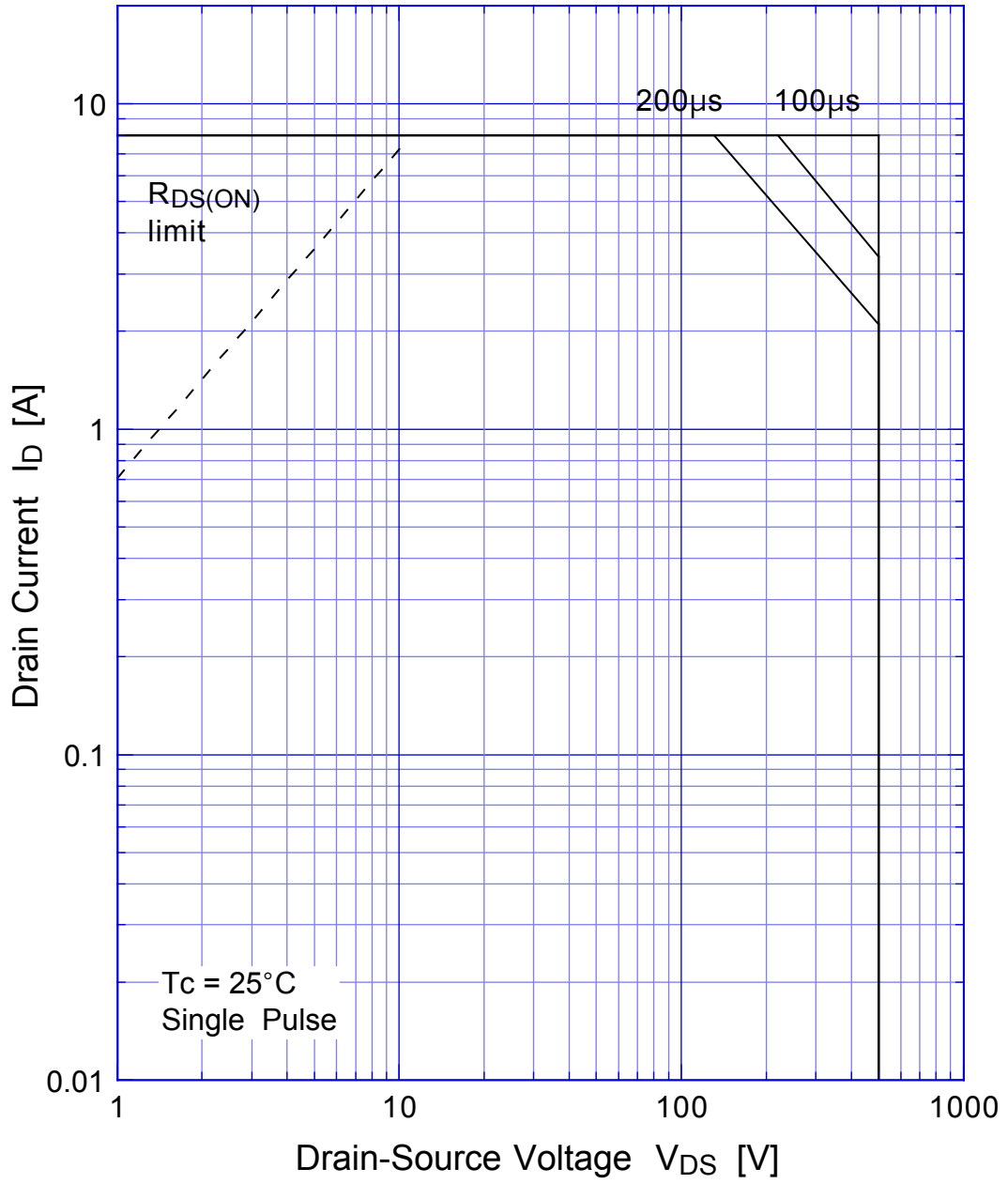


MA4520 Transient Thermal Impedance



MA4520

Safe Operating Area



MA4520

Power Derating

