

MAZ8000 Series (MA8000 Series)

Silicon planar type

For stabilization of power supply

■ Features

- Extremely low noise voltage caused from the diode (2.4V to 39V, 1/3 to 1/10 of our conventional MAZ3000 series)
- Extremely good rising performance (in the low-current range)
- Easy-to-select the optimum diode because of their finely divided zener-voltage ranks
- Guaranteed reliability, equivalent to that of conventional products (Mini type package)
- Allowing to reduce the mounting area, thickness and weight substantially, compared with those of the conventional products
- Allowing both reflow and flow mode of automatic soldering
- Allowing automatic mounting by an existing chip mounter

■ Absolute Maximum Ratings $T_a = 25^\circ\text{C}$

Parameter	Symbol	Rating	Unit
Repetitive peak forward current	I_{FRM}	200	mA
Total power dissipation*	P_{tot}	150	mW
Junction temperature	T_j	150	$^\circ\text{C}$
Storage temperature	T_{stg}	-55 to +150	$^\circ\text{C}$

Note) * : With a printed-circuit board

■ Common Electrical Characteristics $T_a = 25^\circ\text{C}^{*1}$

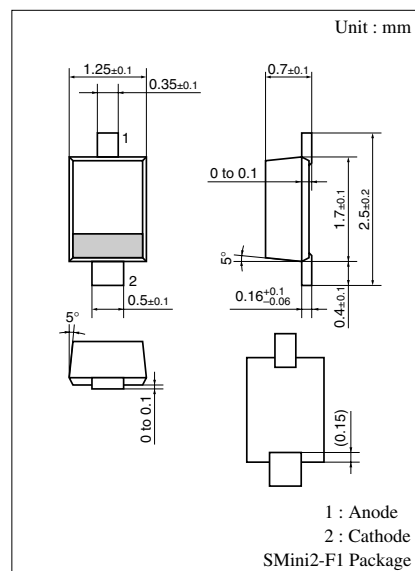
Parameter	Symbol	Conditions	Min	Typ	Max	Unit
Forward voltage	V_F	$I_F = 10 \text{ mA}$		0.9	1.0	V
Zener voltage ^{*2}	V_Z	I_Z Specified value				V
Operating resistance	R_{ZK}	I_Z Specified value	Refer to the list of the electrical characteristics within part numbers			Ω
	R_Z	I_Z Specified value				Ω
Reverse current	I_R	V_R Specified value				μA
Temperature coefficient of zener voltage ^{*3}	S_Z	I_Z Specified value				$\text{mV}/^\circ\text{C}$

Note) 1. Rated input/output frequency: 5 MHz

2. *1 : The V_Z value is for the temperature of 25°C . In other cases, carry out the temperature compensation.

*2 : Guaranteed at 20 ms after power application.

*3 : $T_j = 25^\circ\text{C}$ to 150°C



Marking Symbol

Refer to the list of the electrical characteristics within part numbers

(Example) MAZ8082-H : 8^2

Note) L/M/H marked products will be supplied unless other wise specified

Note) The part number in the parenthesis shows conventional part number.

■ Electrical characteristics within part numbers $T_a = 25^\circ\text{C}$

Part Number	Zener voltage			Reverse current		Operating resistance				Temperature coefficient of zener voltage		Marking Symbol	Conventional products	
	V_Z (V)			I_R (μA)	V_R (V)	R_Z (Ω)		R_{ZK} (Ω)		S_Z (mV/ $^\circ\text{C}$)				
	Min	Nom	Max			I_Z (mA)	Max	I_Z (mA)	Max	I_Z (mA)	Typ			I_Z (mA)
MAZ8024	2.28	2.40	2.60	5	120	1.0	100	5	—	—	-1.6	5	2.4	MAZ3024
MAZ8027	2.50	2.70	2.90	5	120	1.0	110	5	—	—	-2.0	5	2_7or2^7	MAZ3027
MAZ8027-L	2.50	2.60	2.75										2_7	MAZ3027-L
MAZ8027-H	2.65	2.80	2.90										2^7	MAZ3027-H
MAZ8030	2.80	3.00	3.20	5	50	1.0	120	5	—	—	-2.1	5	3_0or3^0	MAZ3030
MAZ8030-L	2.80	2.90	3.05										3_0	MAZ3030-L
MAZ8030-H	2.95	3.10	3.20										3^0	MAZ3030-H
MAZ8033	3.10	3.30	3.50	5	20	1.0	130	5	—	—	-2.4	5	3_3or3^3	MAZ3033
MAZ8033-L	3.10	3.20	3.35										3_3	MAZ3033-L
MAZ8033-H	3.25	3.40	3.50										3^3	MAZ3033-H
MAZ8036	3.40	3.60	3.80	5	10	1.0	130	5	—	—	-2.4	5	3_6or3^6	MAZ3036
MAZ8036-L	3.40	3.50	3.65										3_6	MAZ3036-L
MAZ8036-H	3.55	3.70	3.80										3^6	MAZ3036-H
MAZ8039	3.70	3.90	4.10	5	10	1.0	130	5	—	—	-2.5	5	3_9or3^9	MAZ3039
MAZ8039-L	3.70	3.80	3.97										3_9	MAZ3039-L
MAZ8039-H	3.87	4.00	4.10										3^9	MAZ3039-H
MAZ8043	4.00	4.30	4.60	5	10	1.0	130	5	—	—	-2.5	5	4_3or4-3or4^3	MAZ3043
MAZ8043-L	4.03	4.10	4.26										4_3	MAZ3043-L
MAZ8043-M	4.17	4.30	4.40										4-3	MAZ3043-M
MAZ8043-H	4.31	4.40	4.54										4^3	MAZ3043-H
MAZ8047	4.40	4.70	5.00	5	2.0	1.0	80	5	800	1.0	-1.4	5	4_7or4-7or4^7	MAZ3047
MAZ8047-L	4.45	4.60	4.69										4_7	MAZ3047-L
MAZ8047-M	4.59	4.70	4.83										4-7	MAZ3047-M
MAZ8047-H	4.74	4.90	4.99										4^7	MAZ3047-H
MAZ8051	4.80	5.10	5.40	5	1.0	2.0	60	5	500	1.0	-0.8	5	5_1or5-1or5^1	MAZ3051
MAZ8051-L	4.87	5.00	5.12										5_1	MAZ3051-L
MAZ8051-M	5.00	5.10	5.26										5-1	MAZ3051-M
MAZ8051-H	5.14	5.30	5.40										5^1	MAZ3051-H
MAZ8056	5.30	5.60	6.00	5	0.5	2.5	40	5	200	0.5	1.2	5	5_6or5-6or5^6	MAZ3056
MAZ8056-L	5.30	5.40	5.58										5_6	MAZ3056-L
MAZ8056-M	5.48	5.60	5.76										5-6	MAZ3056-M
MAZ8056-H	5.66	5.80	5.95										5^6	MAZ3056-H
MAZ8062	5.80	6.20	6.60	5	0.2	4.0	30	5	100	0.5	2.3	5	6_2or6-2or6^2	MAZ3062
MAZ8062-L	5.85	6.00	6.15										6_2	MAZ3062-L
MAZ8062-M	6.05	6.20	6.36										6-2	MAZ3062-M
MAZ8062-H	6.24	6.40	6.56										6^2	MAZ3062-H
MAZ8068	6.40	6.80	7.20	5	0.1	4.0	20	5	60	0.5	3.0	5	6_8or6-8or6^8	MAZ3068
MAZ8068-L	6.44	6.60	6.77										6_8	MAZ3068-L
MAZ8068-M	6.64	6.80	6.98										6-8	MAZ3068-M
MAZ8068-H	6.85	7.00	7.20										6^8	MAZ3068-H
MAZ8075	7.00	7.50	7.90	5	0.1	5.0	20	5	60	0.5	4.0	5	7_5or7-5or7^5	MAZ3075
MAZ8075-L	7.07	7.30	7.43										7_5	MAZ3075-L
MAZ8075-M	7.29	7.50	7.67										7-5	MAZ3075-M
MAZ8075-H	7.51	7.70	7.89										7^5	MAZ3075-H
MAZ8082	7.70	8.20	8.70	5	0.1	5.0	20	5	60	0.5	4.6	5	8_2or8-2or8^2	MAZ3082
MAZ8082-L	7.77	7.90	8.17										8_2	MAZ3082-L
MAZ8082-M	8.03	8.20	8.43										8-2	MAZ3082-M
MAZ8082-H	8.29	8.50	8.70										8^2	MAZ3082-H

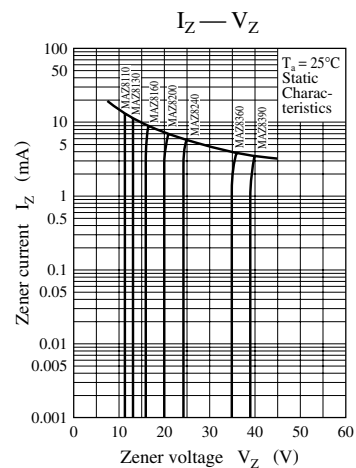
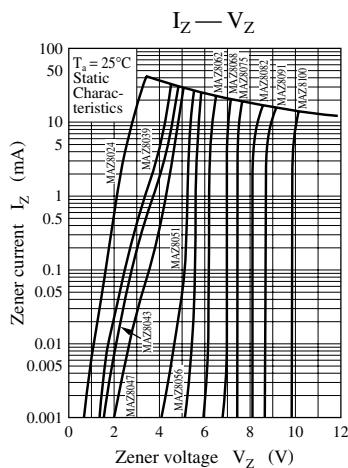
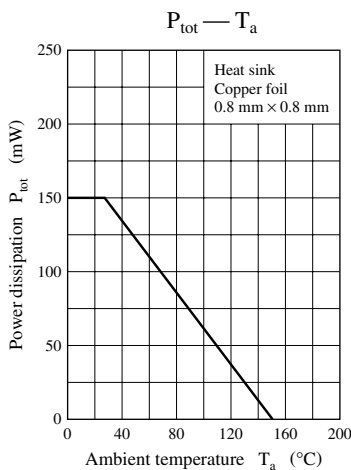
■ Electrical characteristics within part numbers (continued) $T_a = 25^\circ\text{C}$

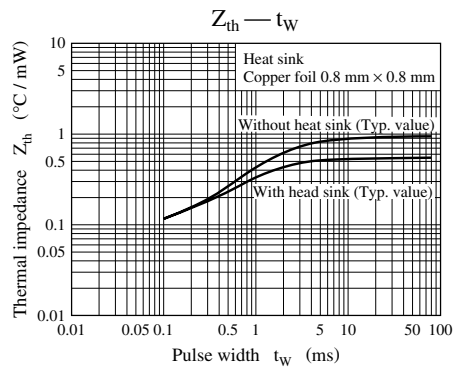
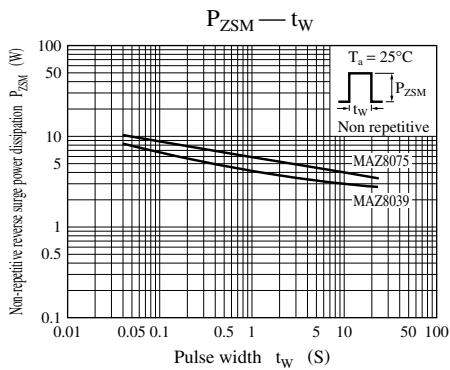
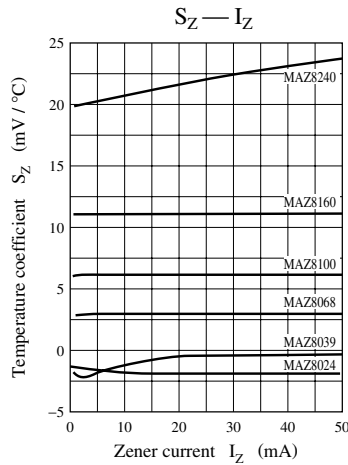
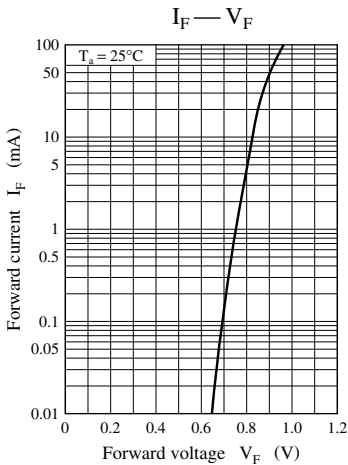
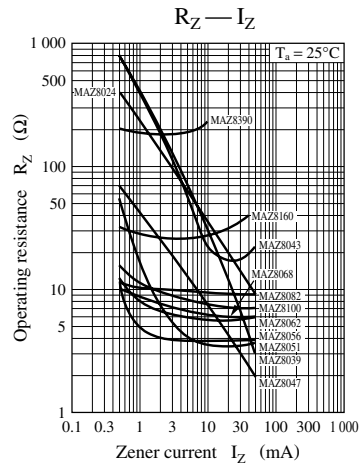
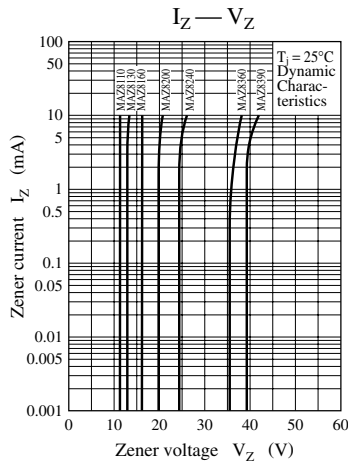
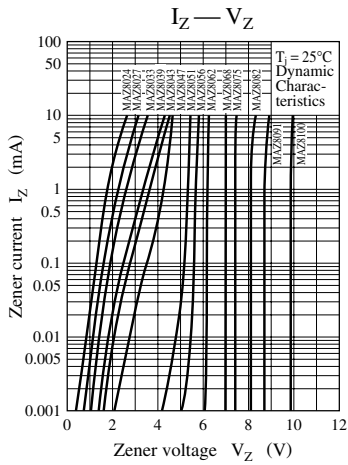
Part Number	Zener voltage			Reverse current		Operating resistance				Temperature coefficient of zener voltage		Marking Symbol	Conventional products	
	V_Z (V)			I_R (μA) Max	V_R (V)	R_Z (Ω) Max	I_Z (mA)	R_{ZK} (Ω) Max	I_Z (mA)	S_Z (mV/ $^\circ\text{C}$)				
	Min	Nom	Max							I_Z (mA)	Typ			I_Z (mA)
MAZ8091	8.50	9.10	9.60	5	0.1	6.0	20	5	60	0.5	5.5	5	9_1or9-1or9^1	MAZ3091
MAZ8091-L	8.58	8.80	9.02										9_1	MAZ3091-L
MAZ8091-M	8.87	9.10	9.33										9-1	MAZ3091-M
MAZ8091-H	9.14	9.40	9.60										9^1	MAZ3091-H
MAZ8100	9.40	10.00	10.60	5	0.05	7.0	30	5	60	0.5	6.4	5	10_or10-or10^	MAZ3100
MAZ8100-L	9.44	9.70	9.92										10_	MAZ3100-L
MAZ8100-M	9.75	10.00	10.25										10-	MAZ3100-M
MAZ8100-H	10.07	10.30	10.59										10^	MAZ3100-H
MAZ8110	10.40	11.00	11.60	5	0.05	8.0	30	5	60	0.5	7.4	5	11_or11-or11^	MAZ3110
MAZ8110-L	10.40	10.70	10.94										11_	MAZ3110-L
MAZ8110-M	10.73	11.00	11.28										11-	MAZ3110-M
MAZ8110-H	11.05	11.30	11.60										11^	MAZ3110-H
MAZ8120	11.40	12.00	12.70	5	0.05	9.0	30	5	80	0.5	8.4	5	12_or12-or12^	MAZ3120
MAZ8120-L	11.40	11.70	11.96										12_	MAZ3120-L
MAZ8120-M	11.73	12.00	12.33										12-	MAZ3120-M
MAZ8120-H	12.06	12.30	12.68										12^	MAZ3120-H
MAZ8130	12.40	13.00	14.10	5	0.05	10.0	35	5	80	0.5	9.4	5	13_or13-or13^	MAZ3130
MAZ8130-L	12.40	12.70	12.99										13_	MAZ3130-L
MAZ8130-M	12.73	13.00	13.40										13-	MAZ3130-M
MAZ8130-H	13.25	13.70	14.08										13^	MAZ3130-H
MAZ8140-M	13.65	14.00	14.35	5	0.05	10.0	40	5	80	0.5	10.0	5	14-	MAZ3140-M
MAZ8150	13.90	15.00	15.60	5	0.05	11.0	40	5	80	0.5	11.4	5	15_or15-or15^	MAZ3150
MAZ8150-L	13.90	14.30	14.76										15_	MAZ3150-L
MAZ8150-M	14.60	15.00	15.35										15-	MAZ3150-M
MAZ8150-H	14.95	15.30	15.60										15^	MAZ3150-H
MAZ8160	15.30	16.00	17.10	5	0.05	12.0	50	5	80	0.5	12.4	5	16_or16-or16^	MAZ3160
MAZ8160-L	15.30	15.70	16.09										16_	MAZ3160-L
MAZ8160-M	15.70	16.00	16.50										16-	MAZ3160-M
MAZ8160-H	16.26	16.70	17.10										16^	MAZ3160-H
MAZ8180	16.90	18.00	19.10	5	0.05	13.0	60	5	80	0.5	14.4	5	18_or18-or18^	MAZ3180
MAZ8180-L	16.90	17.30	17.76										18_	MAZ3180-L
MAZ8180-M	17.55	18.00	18.45										18-	MAZ3180-M
MAZ8180-H	18.20	18.70	19.10										18^	MAZ3180-H
MAZ8200	18.80	20.00	21.20	5	0.05	15.0	80	5	100	0.5	16.4	5	20_or20-or20^	MAZ3200
MAZ8200-L	18.85	19.30	19.81										20_	MAZ3200-L
MAZ8200-M	19.50	20.00	20.50										20-	MAZ3200-M
MAZ8200-H	20.15	20.70	21.19										20^	MAZ3200-H
MAZ8220	20.80	22.00	23.30	5	0.05	17.0	80	5	100	0.5	18.4	5	22_or22-or22^	MAZ3220
MAZ8220-L	20.80	21.30	21.86										22_	MAZ3220-L
MAZ8220-M	21.45	22.00	22.55										22-	MAZ3220-M
MAZ8220-H	22.10	22.70	23.24										22^	MAZ3220-H
MAZ8240	22.80	24.00	25.60	5	0.05	19.0	100	5	120	0.5	20.4	5	24_or24-or24^	MAZ3240
MAZ8240-L	22.80	23.30	23.97										24_	MAZ3240-L
MAZ8240-M	23.50	24.00	24.70										24-	MAZ3240-M
MAZ8240-H	24.35	25.00	25.60										24^	MAZ3240-H
MAZ8270	25.10	27.00	28.90	2	0.05	21.0	120	2	120	0.5	23.4	2	27_or27-or27^	MAZ3270
MAZ8270-L	25.30	26.00	26.70										27_	MAZ3270-L
MAZ8270-M	26.30	27.00	27.70										27-	MAZ3270-M
MAZ8270-H	27.30	28.00	28.70										27^	MAZ3270-H

■ Electrical characteristics within part numbers (continued) $T_a = 25^\circ\text{C}$

Part Number	Zener voltage			Reverse current		Operating resistance				Temperature coefficient of zener voltage		Marking Symbol	Conventional products	
	V_Z (V)			I_R (μA)	V_R (V)	R_Z (Ω)	R_{ZK} (Ω)	S_Z (mV/ $^\circ\text{C}$)						
	Min	Nom	Max					I_Z (mA)	Typ	I_Z (mA)				
MAZ8300	28.00	30.00	32.00	2	0.05	23.0	160	2	160	0.5	26.6	2	30_or30-or30^	MAZ3300
MAZ8300-L	28.30	29.00	29.70										30_	MAZ3300-L
MAZ8300-M	29.30	30.00	30.80										30-	MAZ3300-M
MAZ8300-H	30.20	31.00	31.80										30^	MAZ3300-H
MAZ8330	31.00	33.00	35.00	2	0.05	25.0	200	2	200	0.5	29.7	2	33_or33-or33^	MAZ3330
MAZ8330-L	31.20	32.00	32.80										33_	MAZ3330-L
MAZ8330-M	32.20	33.00	33.80										33-	MAZ3330-M
MAZ8330-H	33.20	34.00	34.90										33^	MAZ3330-H
MAZ8360	34.00	36.00	38.00	2	0.05	27.0	250	2	250	0.5	33.0	2	36_or36-or36^	MAZ3360
MAZ8360-L	34.10	35.00	35.90										36_	MAZ3360-L
MAZ8360-M	35.10	36.00	36.90										36-	MAZ3360-M
MAZ8360-H	36.10	37.00	37.90										36^	MAZ3360-H
MAZ8390	37.00	39.00	41.00	2	0.05	30.0	300	2	300	0.5	35.6	2	39_or39-or39^	—
MAZ8390-L	37.10	38.00	39.00										39_	—
MAZ8390-M	38.00	39.00	40.00										39-	—
MAZ8390-H	39.00	40.00	41.00										39^	—

- Note) 1. The V_Z value is the one after power application for 20 ms at $T_a = 25^\circ\text{C}$.
 2. The zener voltage temperature coefficient is the one for $T_j = 25^\circ\text{C}$ to 150°C .





Request for your special attention and precautions in using the technical information and semiconductors described in this material

- (1) An export permit needs to be obtained from the competent authorities of the Japanese Government if any of the products or technologies described in this material and controlled under the "Foreign Exchange and Foreign Trade Law" is to be exported or taken out of Japan.
- (2) The technical information described in this material is limited to showing representative characteristics and applied circuit examples of the products. It does not constitute the warranting of industrial property, the granting of relative rights, or the granting of any license.
- (3) The products described in this material are intended to be used for standard applications or general electronic equipment (such as office equipment, communications equipment, measuring instruments and household appliances).
Consult our sales staff in advance for information on the following applications:
 - Special applications (such as for airplanes, aerospace, automobiles, traffic control equipment, combustion equipment, life support systems and safety devices) in which exceptional quality and reliability are required, or if the failure or malfunction of the products may directly jeopardize life or harm the human body.
 - Any applications other than the standard applications intended.
- (4) The products and product specifications described in this material are subject to change without notice for reasons of modification and/or improvement. At the final stage of your design, purchasing, or use of the products, therefore, ask for the most up-to-date Product Standards in advance to make sure that the latest specifications satisfy your requirements.
- (5) When designing your equipment, comply with the guaranteed values, in particular those of maximum rating, the range of operating power supply voltage and heat radiation characteristics. Otherwise, we will not be liable for any defect which may arise later in your equipment.
Even when the products are used within the guaranteed values, redundant design is recommended, so that such equipment may not violate relevant laws or regulations because of the function of our products.
- (6) When using products for which dry packing is required, observe the conditions (including shelf life and after-unpacking standby time) agreed upon when specification sheets are individually exchanged.
- (7) No part of this material may be reprinted or reproduced by any means without written permission from our company.

Please read the following notes before using the datasheets

- A. These materials are intended as a reference to assist customers with the selection of Panasonic semiconductor products best suited to their applications.
Due to modification or other reasons, any information contained in this material, such as available product types, technical data, and so on, is subject to change without notice.
Customers are advised to contact our semiconductor sales office and obtain the latest information before starting precise technical research and/or purchasing activities.
- B. Panasonic is endeavoring to continually improve the quality and reliability of these materials but there is always the possibility that further rectifications will be required in the future. Therefore, Panasonic will not assume any liability for any damages arising from any errors etc. that may appear in this material.
- C. These materials are solely intended for a customer's individual use.
Therefore, without the prior written approval of Panasonic, any other use such as reproducing, selling, or distributing this material to a third party, via the Internet or in any other way, is prohibited.