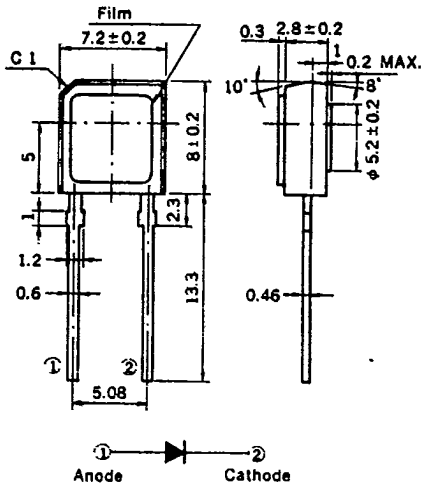


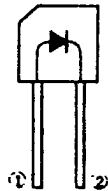
PHOTO DIODE PH302B

PLASTIC MOLDED PIN PHOTO DIODE

PACKAGE DIMENSIONS (Unit: mm)



CONNECTION DIAGRAM



DESCRIPTION

PH302B is a photo diode with PIN structure. It has a wide photo-receiving area and high speed response enabling applications for various remote controlling equipments. The resin material itself and film used for the package has filter effect to pass only infrared.

FEATURES

- Ultra high speed response. ($t_r, t_f = 50 \text{ ns}$)
- Coincidence of the wavelength of maximum sensitivity with that of an infrared LED. ($\lambda_s \text{ MAX.} = 940 \text{ nm}$)
- High sensitivity. (32 nA/lx)
- Wide dynamic range.

ABSOLUTE MAXIMUM RATINGS

Maximum Reverse Voltage ($T_a = 25^\circ\text{C}$)

V_R	32	V
-------	----	---

Maximum Power Dissipation ($T_a = 25^\circ\text{C}$)

P_D	150	mW
-------	-----	----

Maximum Temperatures

Junction Temperature	T_j	80	$^\circ\text{C}$
----------------------	-------	----	------------------

Storage Temperature	T_{stg}	-40 to +80	$^\circ\text{C}$
---------------------	-----------	------------	------------------

Operating Temperature	T_{opt}	-20 to +60	$^\circ\text{C}$
-----------------------	-----------	------------	------------------

PH302B

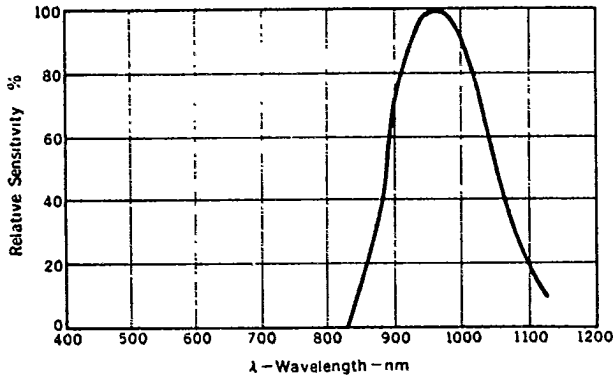
T-41-53

ELECTRO-OPTICAL CHARACTERISTICS ($T_a = 25^\circ\text{C}$)

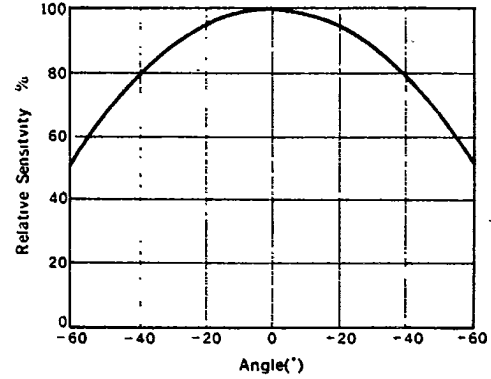
CHARACTERISTIC	SYMBOL	MIN.	TYP.	MAX.	UNIT	TEST CONDITIONS
Dark Current	I_D			30	nA	$V_R = 10\text{ V}$
Wavelength of the max. sensitivity	$\lambda_s \text{ MAX.}$		940		nm	
Quantum yield (Electron Per photon)	η		0.88			$\lambda = 940\text{ nm}$
Spectral sensitivity	S	22	32		nA/lx	$V_R = 5\text{ V}$
Spectral sensitivity	S		0.6		A/W	$\lambda = 940\text{ nm}$
Rise and fall time of the photocurrent from 10% to 90% and 90% to 10% of the final value	t_r, t_f		125		ns	$R_L = 1\text{ k}\Omega, V_R = 0\text{ V}, \lambda = 940\text{ nm}$
	t_r, t_f		50		ns	$R_L = 1\text{ k}\Omega, V_R = 5\text{ V}, \lambda = 940\text{ nm}$
Capacitance	C_T		14		pF	$V_R = 5\text{ V}, f = 1\text{ MHz}$
Radiant sensitive area	A		9		mm ²	

TYPICAL CHARACTERISTICS ($T_a = 25^\circ\text{C}$)

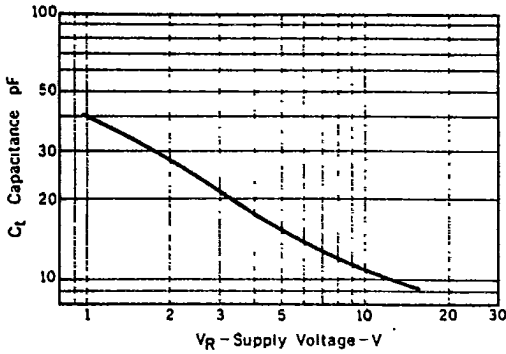
WAVELENGTH SENSITIVITY



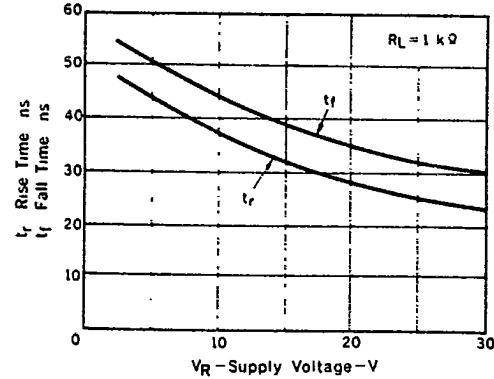
DIRECTIONAL CHARACTERISTIC



CAPACITANCE vs. SUPPLY VOLTAGE

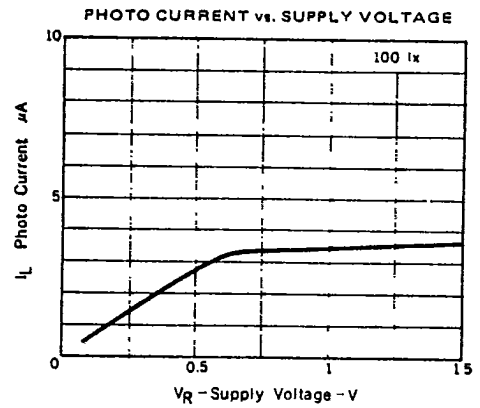
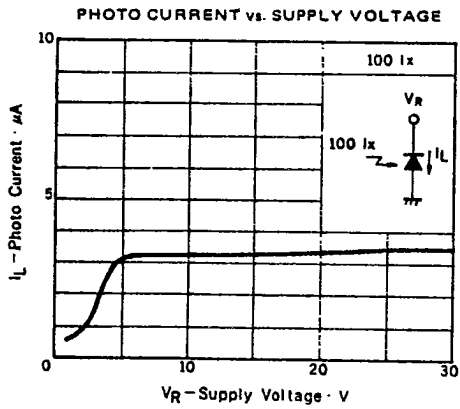
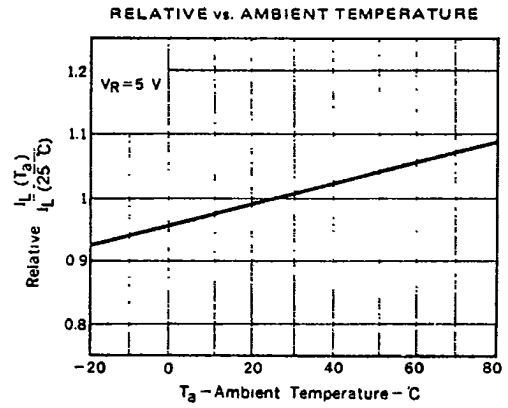
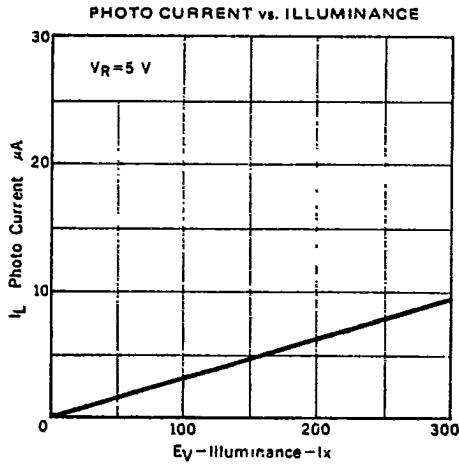
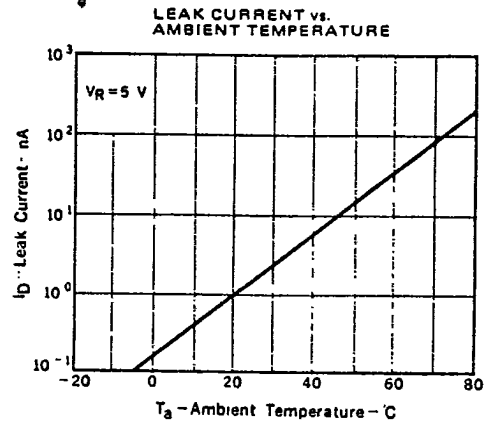
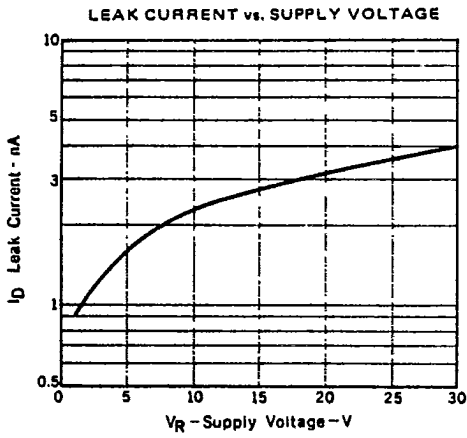


RISE TIME FALL TIME vs. SUPPLY VOLTAGE



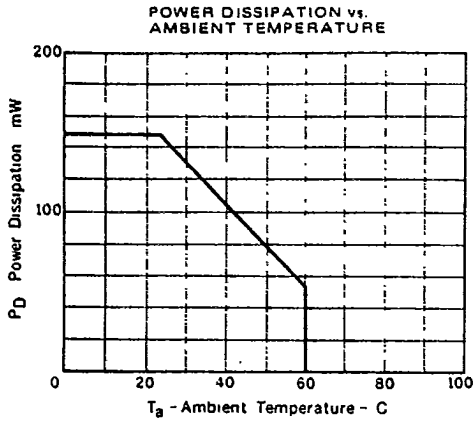
2

T-41-53



PH302B

T-41-53

**HANDLING PRECAUTIONS :**

1. The full resin-molded PH302B has generally a little less mechanical and thermal strength than other resin-molded semiconductor devices as they have less additives. Therefore please note on the following points.
 - (a) Soldering of leads should be made at the point 5 mm or more from the root of the leads at 260 °C and within 5 s.
 - (b) If the temperature of the molded portion rises in addition to the residual stress between the leads, the possibility that open or short circuit occurs due to the deformation or destruction of the resin will increase.
2. On cleaning the device:
 - (a) Cleaning with unsuitable solvent may impair the resin if the package and the following solvents should be used at the temperature of less than 45 °C and for less than 3 minutes of immersion time.
 - Ethanol, Methanol
 - Isopropyl-alcohol
 - (b) Ultrasonic cleaning will add some stress on devices. The degree of the stress differs depending on the oscillation output power, the size of the PCB and the mounting methods of the devices, therefore it should be confirmed by making an experiment at actual conditions that the cleaning does not have any problem on the devices.