

# Bridge Diodes



RF

Average Forward Current  $I_F(AV)$  (A)

Average Forward Current  $I_F(AV)$  (A)

Average Forward Current  $I_F(AV)$  (A)

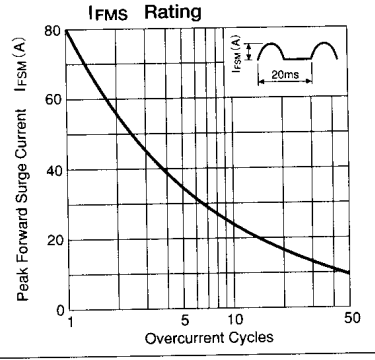
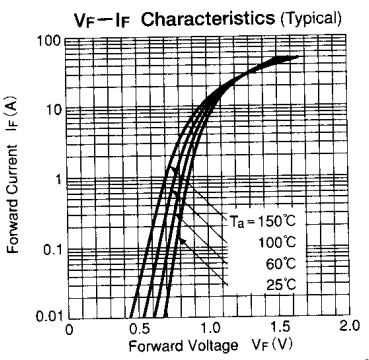
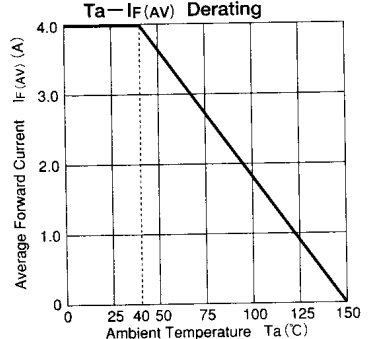
Average Forward Current  $I_F(AV)$  (A)

Average Forward Current  $I_F(AV)$  (A)

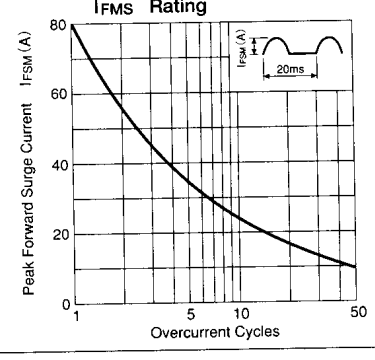
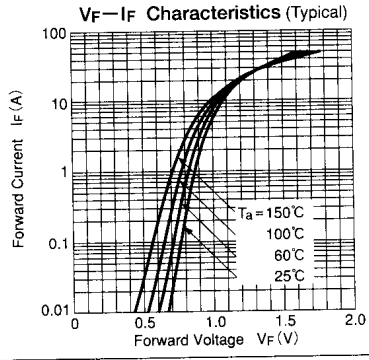
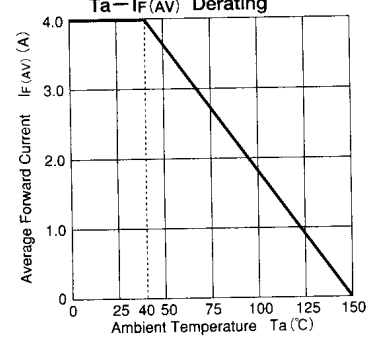
Parameter Type No.	Absolute Maximum Ratings					Electrical Characteristics ( $T_a=25^\circ\text{C}$ )				Others	
	$V_{RM}$ (V)	$I_{F(AV)}$ (A) With Heatsink	$I_{FSM}$ (A) 50Hz Half-cycle Sinewave Single Shot	$T_J$ ( $^\circ\text{C}$ )	$T_{stg}$ ( $^\circ\text{C}$ )	$V_F$ (V) max per element	$I_R$ ( $\mu\text{A}$ ) max per element	$I_R(H)$ ( $\mu\text{A}$ ) max per element	$R_{th(j-c)}$ ( $^\circ\text{C/W}$ )	Mass (g)	Fig.
RBV-401	100	4.0	80	-40 to +150		1.05	10	100	5.0	4.05	Ⓐ
RBV-402	200										
RBV-404	400										
RBV-406	600										
RBV-408	800										
RBV-40C	1000										
RBV-406M	600					100					
※ RBV-406H	600	120	0.92	1.00	100						

※RBV-406H  $t_{rr}$  5.0 $\mu\text{s}$

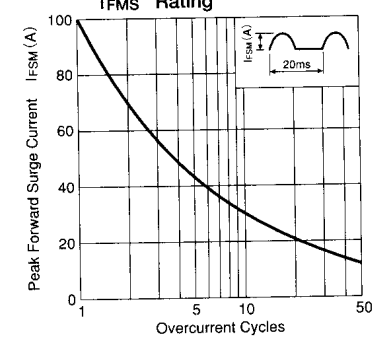
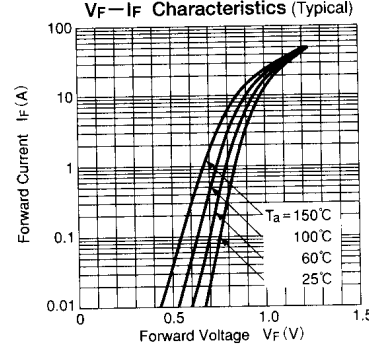
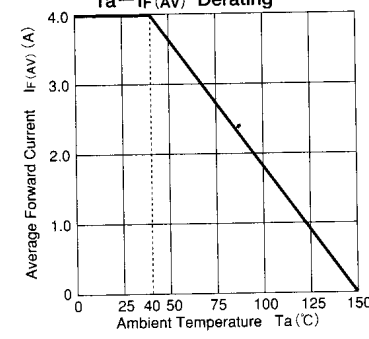
## RBV-401, 402



## RBV-404, 406



## RBV-408, 40C



## External Dimensions (Unit: mm)

Flammability: UL94V-0 or Equivalent

