

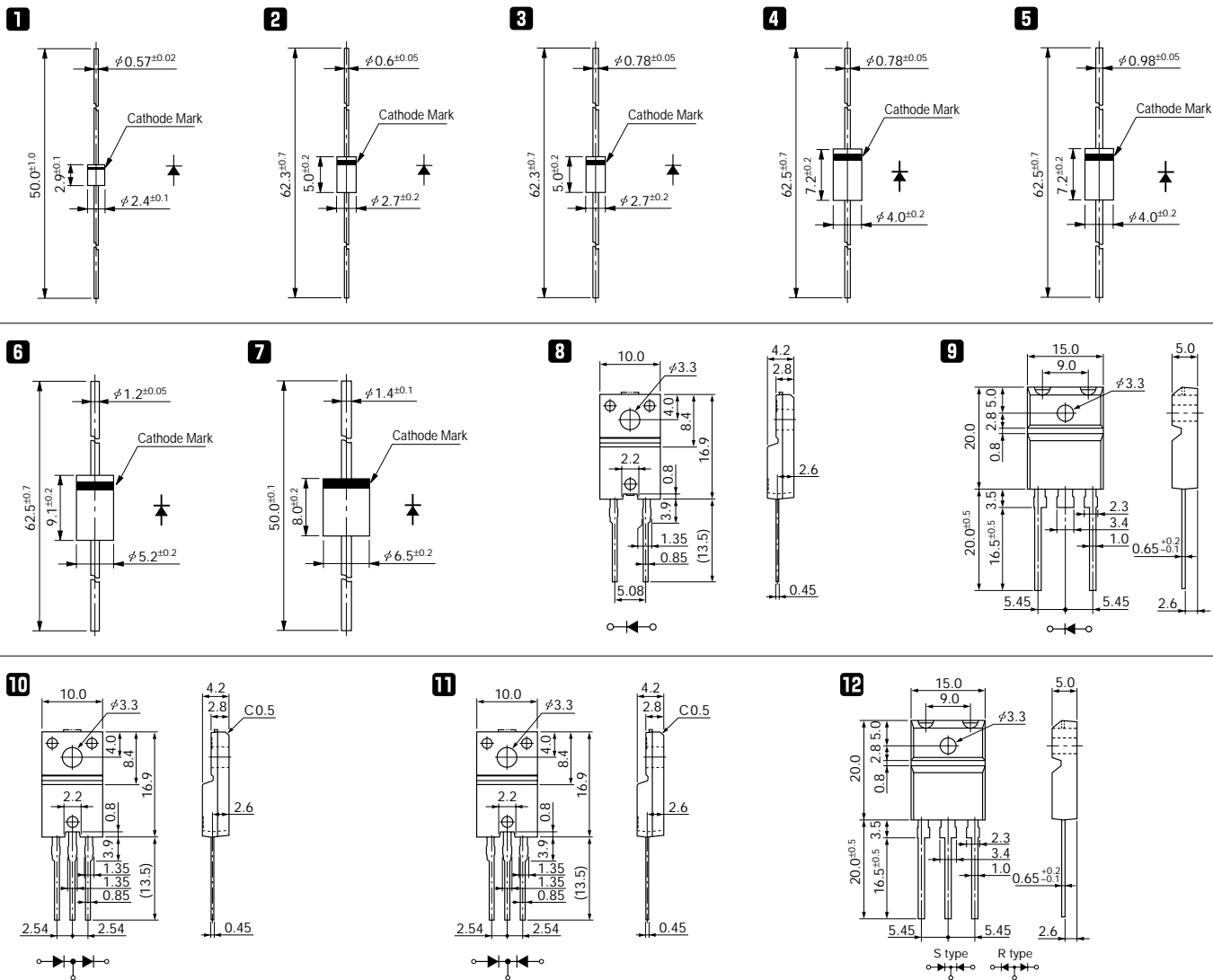
# Ultra-Fast-Recovery Rectifier Diodes **600V**

$t_{rr} \textcircled{1}$ :  $I_F/I_R (=I_F)$  90% Recovery Point  
 (ex.  $I_F/I_R = 100\text{mA}/100\text{mA}$  90% Recovery Point)  
 $t_{rr} \textcircled{2}$ :  $I_F/I_R (=2 I_F)$  75% Recovery Point  
 (ex.  $I_F/I_R = 100\text{mA}/200\text{mA}$  75% Recovery Point)

$V_{RM}$ (V)	Package	Part Number	$I_F$ (AV) (A)	$I_{FSM}$ (A)	$T_j$ (°C)	$T_{stg}$ (°C)	$V_F$ (V) max	$I_F$ (A)	$I_R$ ( $\mu$ A)	$I_R$ (H) (mA)	$T_a$ (°C)	$t_{rr} \textcircled{1}$ (ns)		$t_{rr} \textcircled{2}$ (ns)		$R_{th(j-\ell)}$ Rth (j-c) (°C/W)	Mass (g)	Fig. No.	Page where characteristic curve is shown
				50Hz Half-cycle Sinewave Single Shot					$V_R = V_{RM}$ max	$V_R = V_{RM}$ max		$I_F/I_{FP}$ (mA)	$I_F/I_{FP}$ (mA)						
600	Axial	AG01A	0.5	15	-40 to +150	1.8	0.5	100	0.5	100	100	100/100	50	100/200	22	0.13	<b>1</b>	63	—
		EG01A	0.5	10	-40 to +150	2.0	0.5	100	0.5	100	100	100/100	50	100/200	20	0.2	<b>2</b>	64	
		EG 1A	0.6	10	-40 to +150	2.0	0.6	100	0.5	100	100	100/100	50	100/200	17	0.3	<b>3</b>	65	
		RG 10A	1.0	50	-40 to +150	2.0	1.0	500	2.5	100	100	100/100	50	100/200	15	0.4	<b>4</b>	65	
		RG 2A	1.0	50	-40 to +150	2.0	1.0	500	2.5	100	100	100/100	50	100/200	12	0.6	<b>5</b>	67	
		RL 2A	1.2	30	-40 to +150	1.55	1.2	50	0.1	150 (Tj)	50	100/100	35	100/200	12	0.6	<b>6</b>	68	
		RL 3A	2.0	60	-40 to +150	1.7	3.0	50	0.2	150 (Tj)	50	100/100	35	100/200	10	1.0	<b>6</b>	68	
		RG 4A	1.0 (2.0)	50	-40 to +150	2.0	2.0	500	2.5	100	100	100/100	50	100/200	8	1.2	<b>7</b>	69	
		RL 4A	3.0	80	-40 to +150	1.5	3.0	50	0.1	150 (Tj)	50	500/500	35	500/1000	8	1.2	<b>7</b>	70	
	Frame-2Pin	FMG-G26S	4.0	50	-40 to +150	2.5	4.0	500	3.0	100	100	100/100	50	100/200	4.0	2.1	<b>8</b>	71	
		FML-G16S	5.0	50	-40 to +150	1.5	5.0	100	0.5	100	50	500/500	35	500/1000	4.0	2.1		71	
		FMX-G16S	5.0	50	-40 to +150	1.5	5.0	50	15	150	30	100/100	25	100/200	4.0	2.1		71	
		FMN-G16S	5.0	50	-40 to +150	1.2	5.0	50	10	150 (Tj)	100	100/100	50	100/200	4.0	2.1		71	
		FML-G26S	10.0	100	-40 to +150	1.7	10.0	100	0.3	100	65	500/500	40	500/1000	4.0	2.1		71	
		FMD-G26S	10.0	100	-40 to +150	1.7	10.0	100	0.3	150	50	500/500	30	500/1000	4.0	2.1		71	
		FMX-G26S	10.0	100	-40 to +150	1.5	10.0	100	0.02	150	30	100/100	25	100/200	4.0	2.1		71	
	FMG-G36S	8.0	80	-40 to +150	2.5	8.0	500	3	100	100	500/500	50	500/1000	2.0	5.5	<b>9</b>	73		
	Center-tap	FMC-26U	3.0	50	-40 to +150	2.0	3.0	500	3	150 (Tj)	70	500/500	35	500/1000	4.0	2.1	<b>10</b>	73	
		FMG-26S, R	6.0	50	-40 to +150	2.2	3.0	500	3	100	100	100/100	50	100/200	4.0	2.1	<b>11</b>	74	
		FMG-36S, R	15.0	80	-40 to +150	2.2	7.5	1000	5	100	100	100/100	50	100/200	2.0	5.5	<b>12</b>	77	
FML-36S		20.0	100	-40 to +150	1.7	10.0	100	0.3	100	65	500/500	35	500/1000	2.0	5.5				

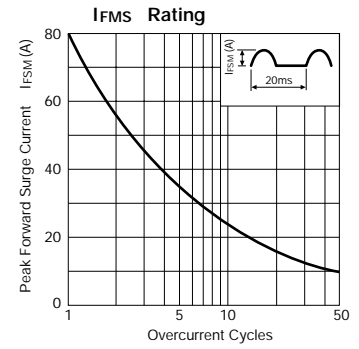
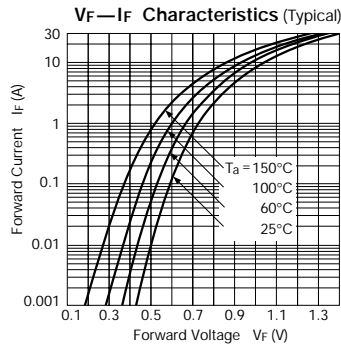
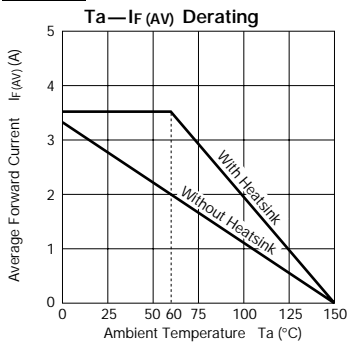
# Ultra-Fast-Recovery Rectifier Diodes 600V

## External Dimensions Flammability: UL94V-0 or Equivalent (Unit: mm)

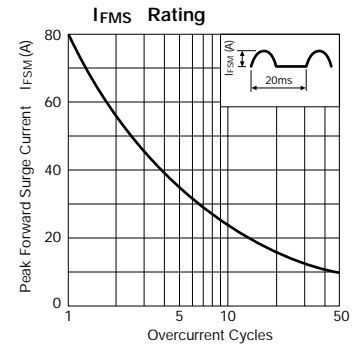
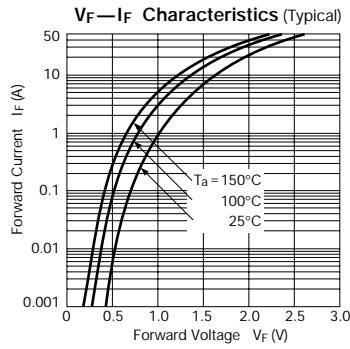
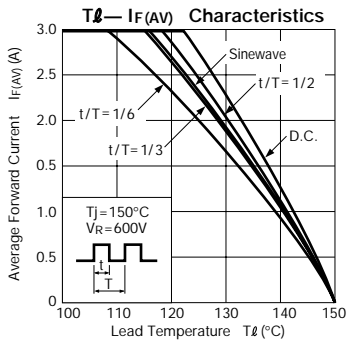


# Ultra-Fast-Recovery Rectifier Diodes

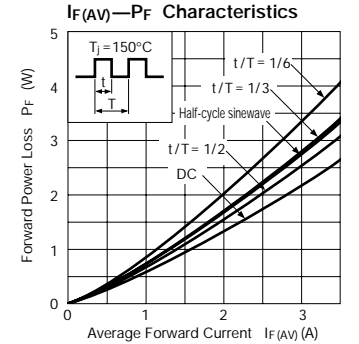
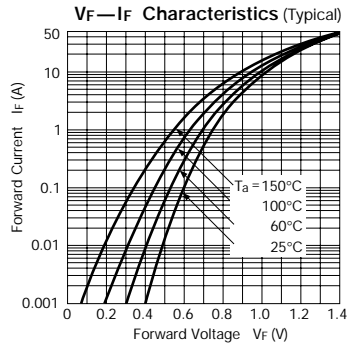
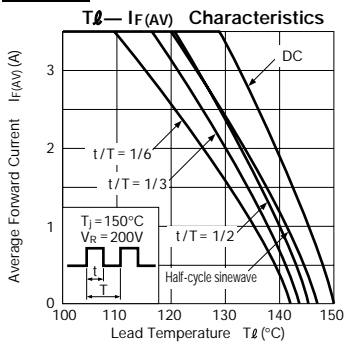
## RL 4Z



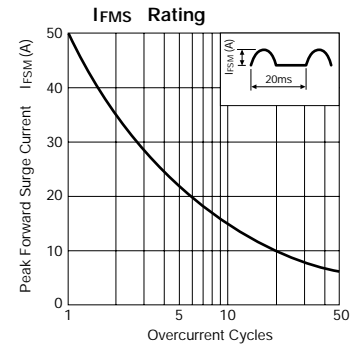
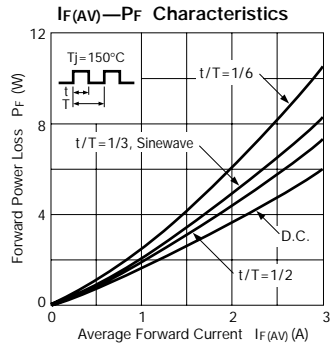
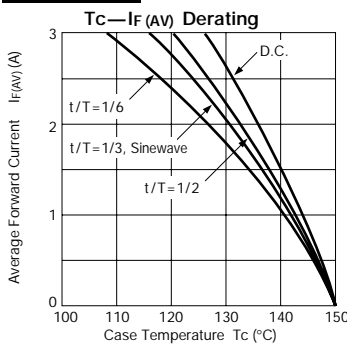
## RL 4A



## RN 4Z



## FMC-G28S



## FMC-G28SL

