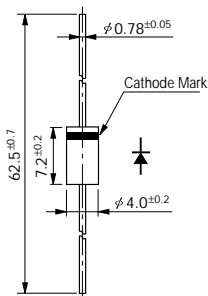


Avalanche Diodes with built-in Thyristor

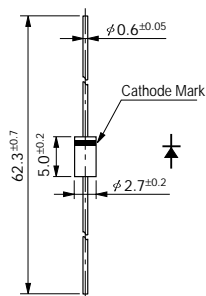
V _Z (V)	V _{RD} (V) (-10°C)	Part Number	I _{TSM} (A) 50Hz Half-cycle Sinewave Single Shot	T _J (°C)	T _{stg} (°C)	I _R (μA)	I _R (H) (μA)	γ (V/°C) typ	Mass (g)	Fig. No.	Page where characteristic curve is shown	
						V _R = V _{RD} max	V _R = V _{RD} max					T _a (°C)
27 to 33	20	RZ1030	30	-10 to +125	-40 to +150	10	50	100	0.03	0.44	1	103
34 to 40	28	RZ1040	30	-10 to +125	-40 to +150	10	50	100	0.05	0.44		
50 to 60	40	RZ1055	30	-10 to +125	-40 to +150	10	50	100	0.07	0.44		
60 to 70	50	RZ1065	30	-10 to +125	-40 to +150	10	50	100	0.08	0.44		
90 to 110	80	RZ1100	30	-10 to +125	-40 to +150	10	50	100	0.10	0.44		
115 to 135	105	RZ1125	30	-10 to +125	-40 to +150	10	50	100	0.14	0.44	2	104
140 to 160	125	EZ0150	30	-10 to +125	-40 to +150	10	50	100	0.18	0.2		
		125	RZ1150	30	-10 to +125	-40 to +150	10	50	100	0.18	0.44	1
150 to 165	138.7	RZ1155	30	-10 to +125	-40 to +150	10	50	100	0.18	0.44		
165 to 185	150	RZ1175	30	-10 to +125	-40 to +150	10	50	100	0.22	0.44		
185 to 215	180	RZ1200	30	-10 to +125	-40 to +150	10	50	100	0.30	0.44		
220 to 250	179.5	RZ1235	30	-10 to +125	-40 to +150	10	50	100	0.30	0.44		
235 to 265	190	RZ1250	30	-10 to +125	-40 to +150	10	50	100	0.30	0.44		

External Dimensions Flammability: UL94V-0 or Equivalent (Unit: mm)

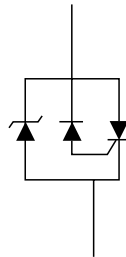
1



2

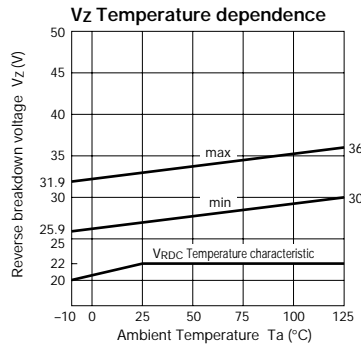
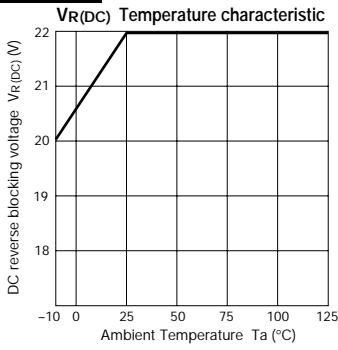


Equivalent circuit diagram

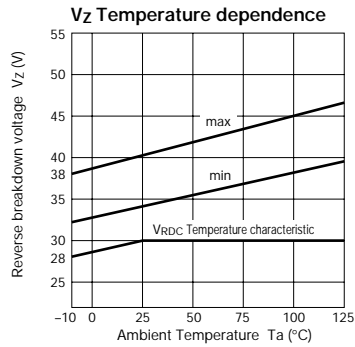
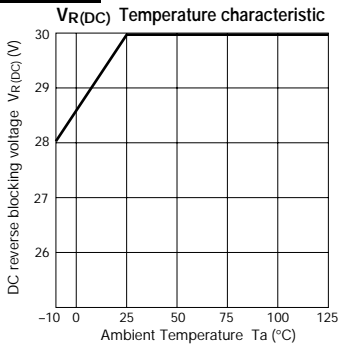


Avalanche Diodes with built-in Thyristor

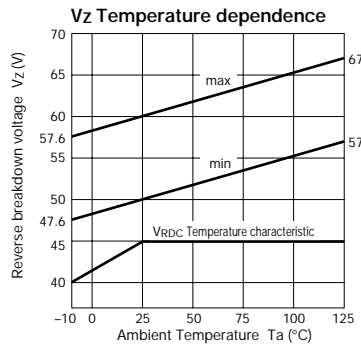
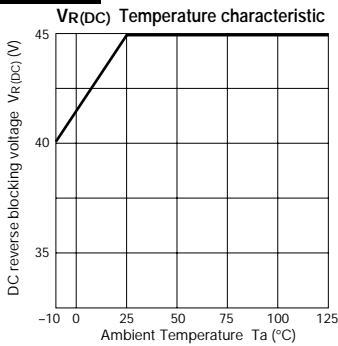
RZ1030



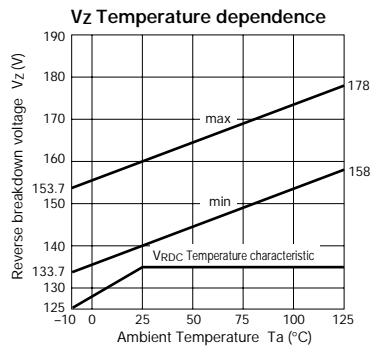
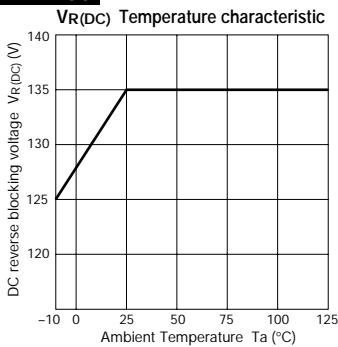
RZ1040



RZ1055



RZ1150



RZ1175

