

SHINDENGEN

General Purpose Rectifiers

SMT Bridges

S1NB20

200V 1A

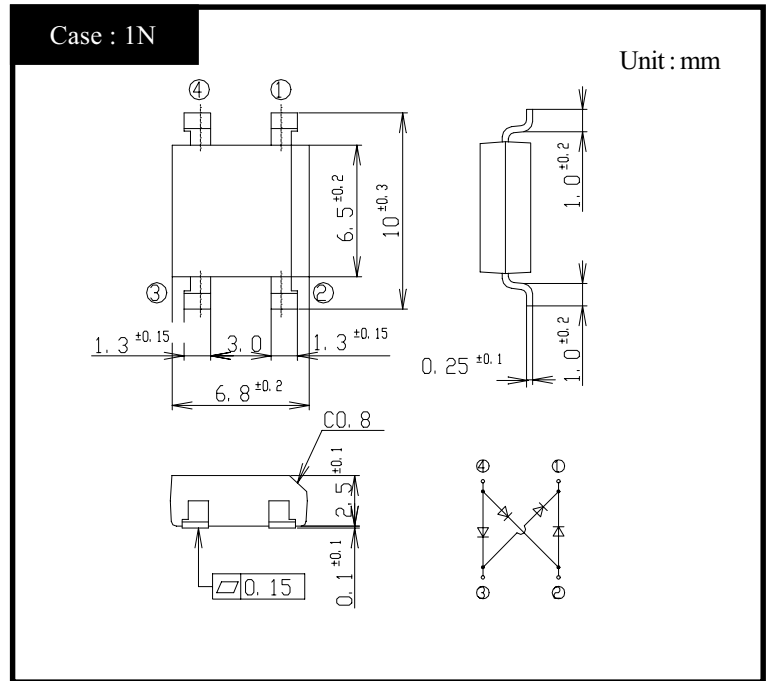
FEATURES

- Small Dual In-Line (:DIL) Package
- 5 mm pitch between terminals
- Applicable to Automatic Insertion

APPLICATION

- Switching power supply
- Home Appliances, Office Equipment
- Telecommunication, Factory Automation

OUTLINE DIMENSIONS



RATINGS

● Absolute Maximum Ratings (If not specified Tl=25°C)

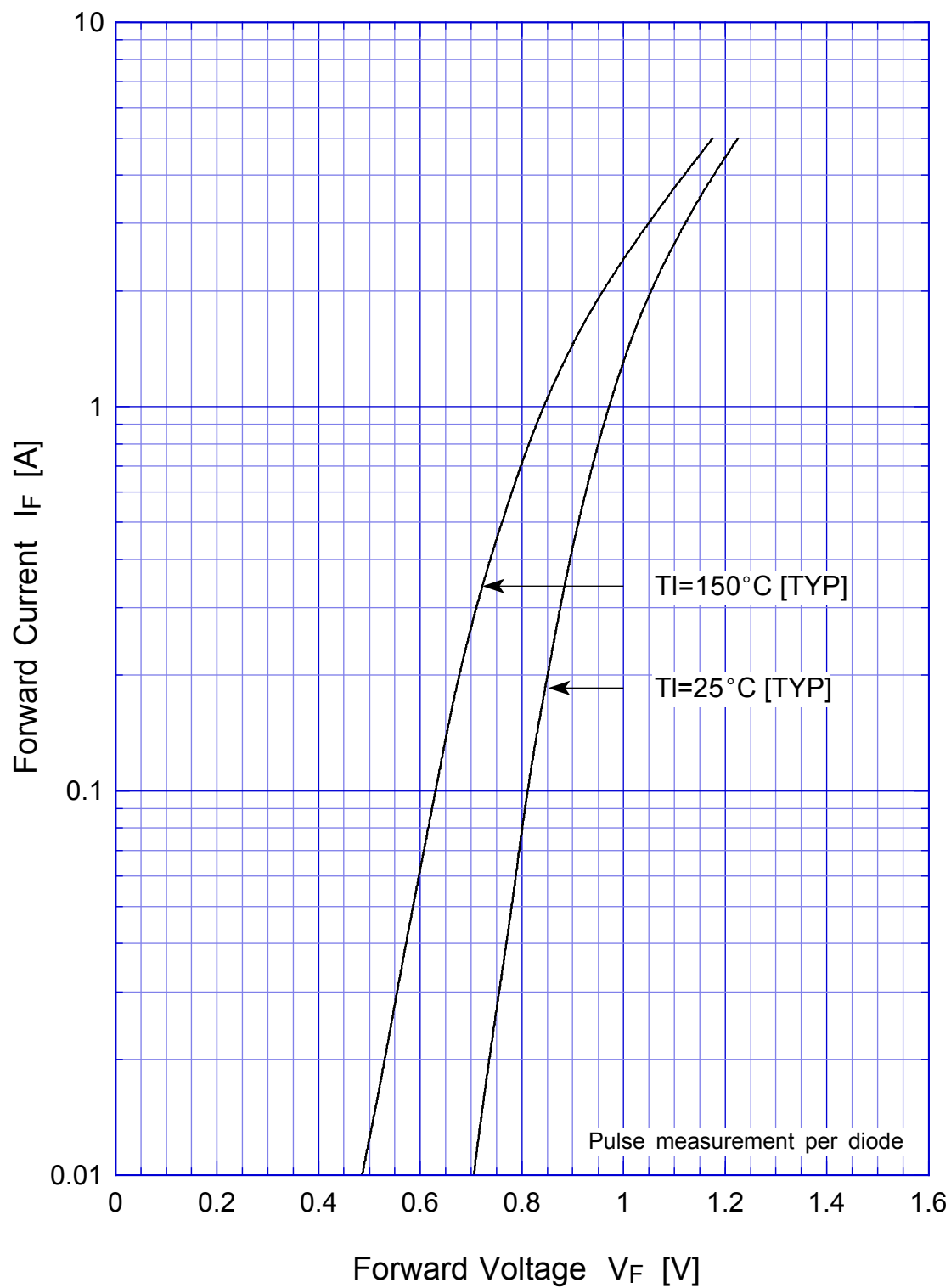
Item	Symbol	Conditions	Ratings	Unit
Storage Temperature	T _{stg}		-40~150	°C
Operating Junction Temperature	T _j		150	°C
Maximum Reverse Voltage	V _{RM}		200	V
Average Rectified Forward Current	I _O	50Hz sine wave, R-load, On glass-epoxy substrate, T _a =25°C	1	A
Peak Surge Forward Current	I _{FSM}	50Hz sine wave, Non-repetitive 1 cycle peak value, T _j =25°C	30	A
Current Squared Time	I ² t	1ms ≤ t < 10ms T _j =25°C	4.5	A ² s

● Electrical Characteristics (If not specified Tl=25°C)

Item	Symbol	Conditions	Ratings	Unit
Forward Voltage	V _F	I _F =0.5A, Pulse measurement, Rating of per diode	Max.1.05	V
Reverse Current	I _R	V _R =V _{RM} , Pulse measurement, Rating of per diode	Max.10	μA
Thermal Resistance	θ _{jl}	junction to lead	Max.15	°C/W
	θ _{ja}	junction to ambient	Max.68	

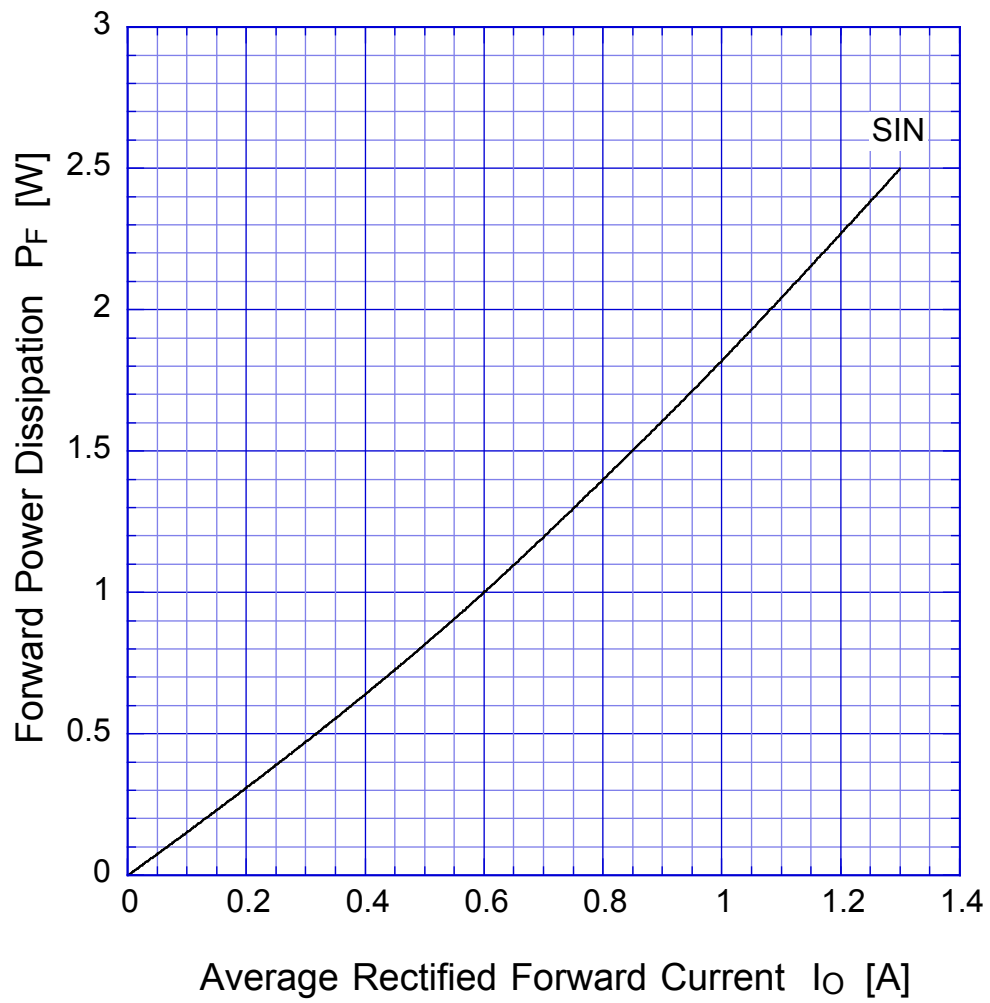
S1NBx

Forward Voltage



S1NBx

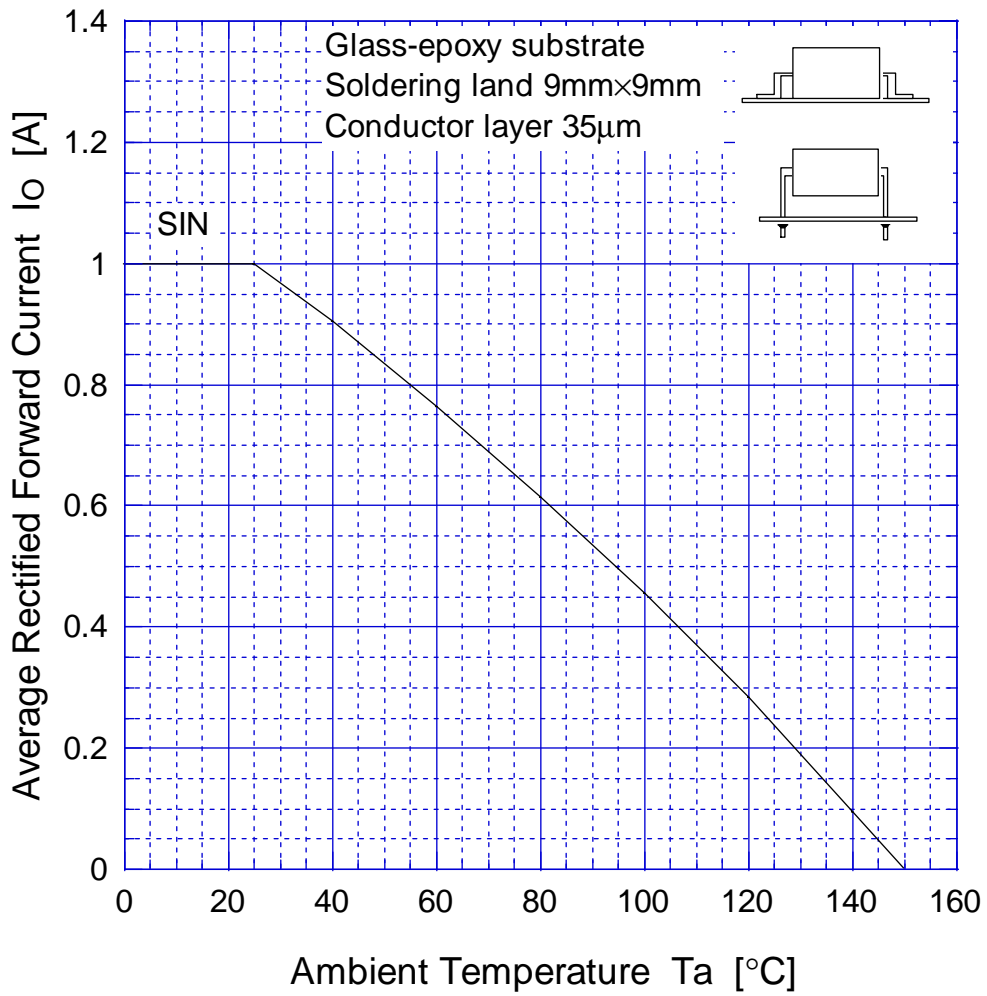
Forward Power Dissipation



$T_j = 150^\circ\text{C}$
Sine wave

S1NBx

Derating Curve



Sine wave
R-load
Free in air

S1NBx

Peak Surge Forward Capability

