

# SHINDENGEN

## General Purpose Rectifiers

SIL Bridges

# S1VBA20

## 200V 1A

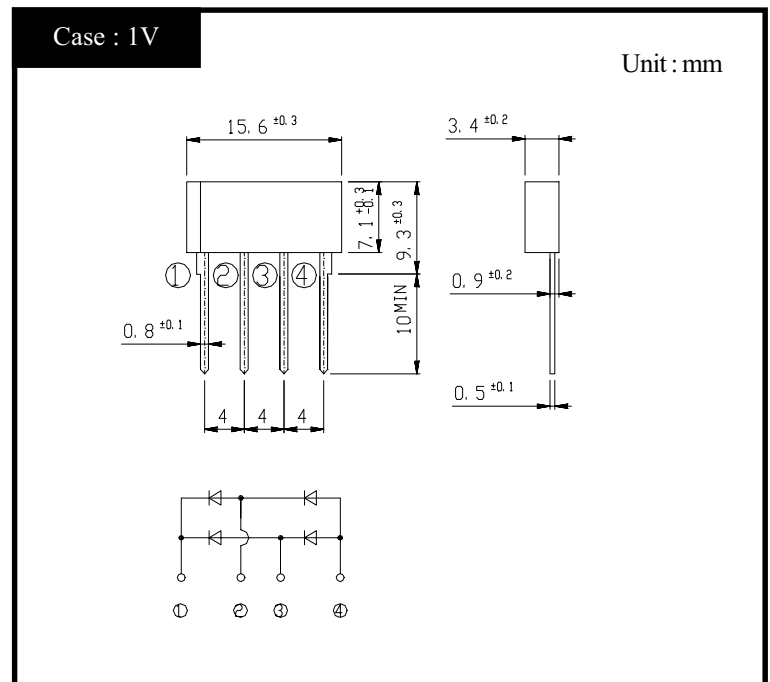
### FEATURES

- Small Single In-Line (SIL) Package
- High IFSM
- Applicable to Automatic Insertion

### APPLICATION

- Switching power supply
- Home Appliances, Office Equipment
- Telecommunication, Factory Automation

### OUTLINE DIMENSIONS



### RATINGS

#### ● Absolute Maximum Ratings (If not specified $T_i=25^\circ\text{C}$ )

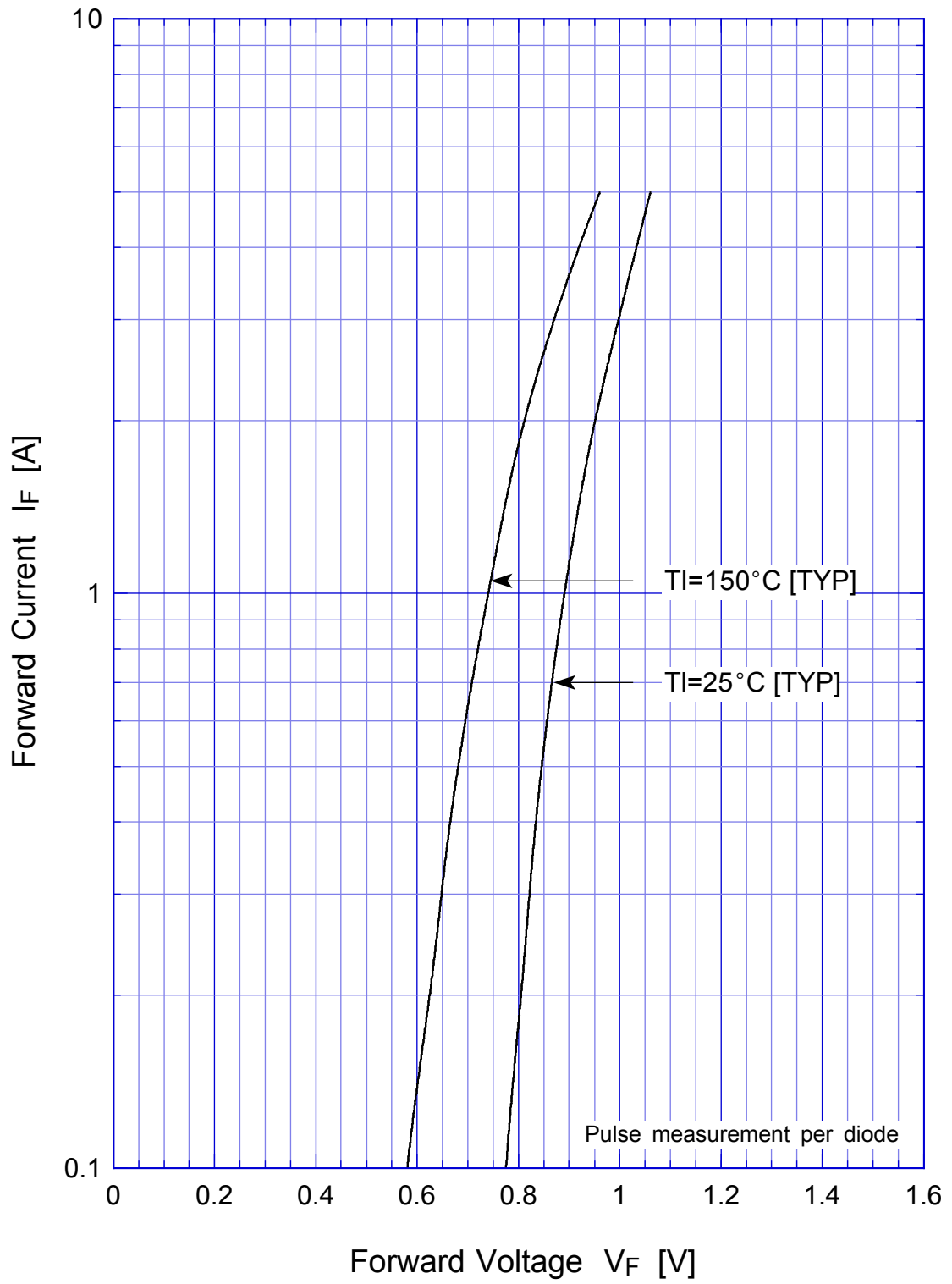
Item	Symbol	Conditions	Ratings	Unit
Storage Temperature	$T_{stg}$		-40~150	$^\circ\text{C}$
Operating Junction Temperature	$T_j$		150	$^\circ\text{C}$
Maximum Reverse Voltage	$V_{RM}$		200	V
Average Rectified Forward Current	$I_O$	50Hz sine wave, R-load, On glass-epoxy substrate, $T_a=25^\circ\text{C}$	1	A
Peak Surge Forward Current	$I_{FSM}$	50Hz sine wave, Non-repetitive 1cycle peak value, $T_j=25^\circ\text{C}$	50	A
Current Squared Time	$I^2t$	$1\text{ms} \leq t < 10\text{ms}$ $T_j=25^\circ\text{C}$	10	$\text{A}^2\text{s}$

#### ● Electrical Characteristics (If not specified $T_i=25^\circ\text{C}$ )

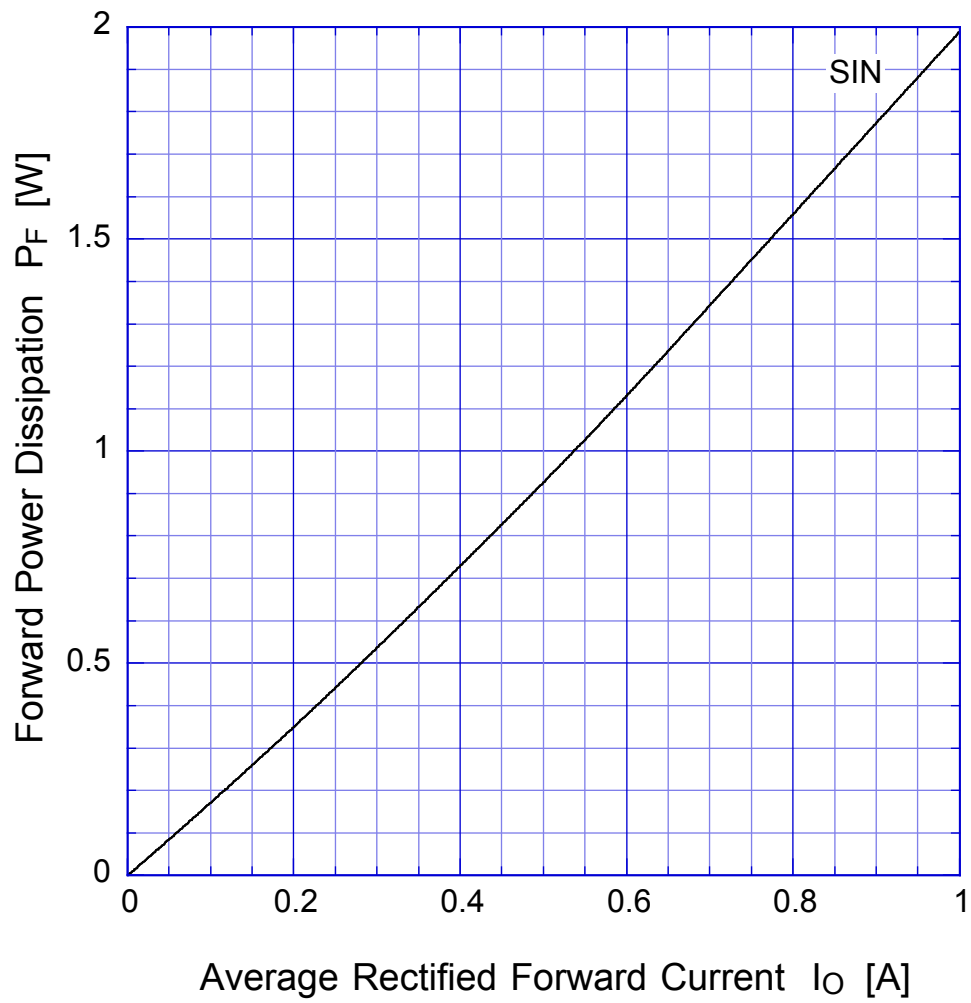
Item	Symbol	Conditions	Ratings	Unit
Forward Voltage	$V_F$	$I_F=0.5\text{A}$ , Pulse measurement, Rating of per diode	Max. 1.05	V
Reverse Current	$I_R$	$V_R=V_{RM}$ , Pulse measurement, Rating of per diode	Max. 10	$\mu\text{A}$
Thermal Resistance	$\theta_{jl}$	junction to lead	Max. 16	$^\circ\text{C}/\text{W}$
	$\theta_{ja}$	junction to ambient	Max. 62	

S1VBAX

Forward Voltage



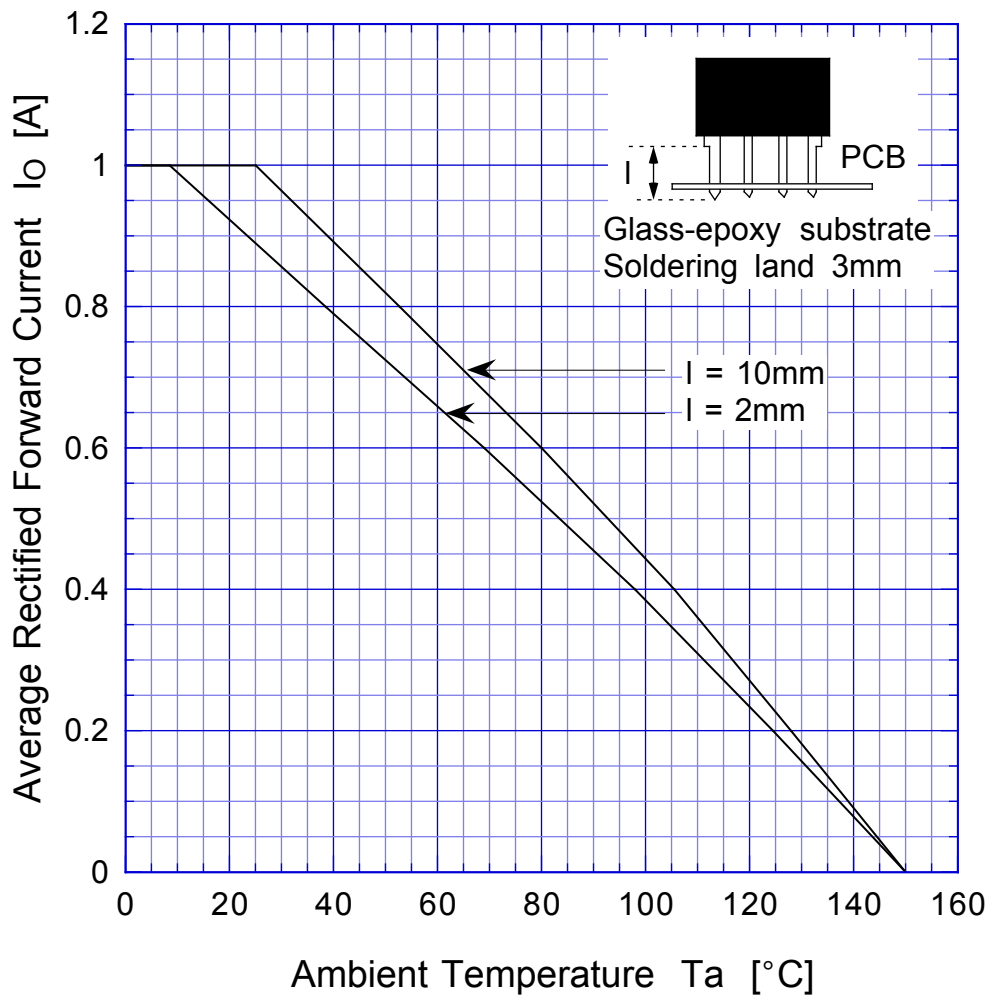
## S1VBAx Forward Power Dissipation



$T_j = 150^\circ\text{C}$   
Sine wave

# S1VBAx

# Derating Curve



$V_R = V_{RM}$   
Sine wave  
R-load  
Free in air

# S1VBAx

## Peak Surge Forward Capability

