

SHINDENGEN

General Purpose Rectifiers

SMT Bridges

S1WB(A)60

600V 1A

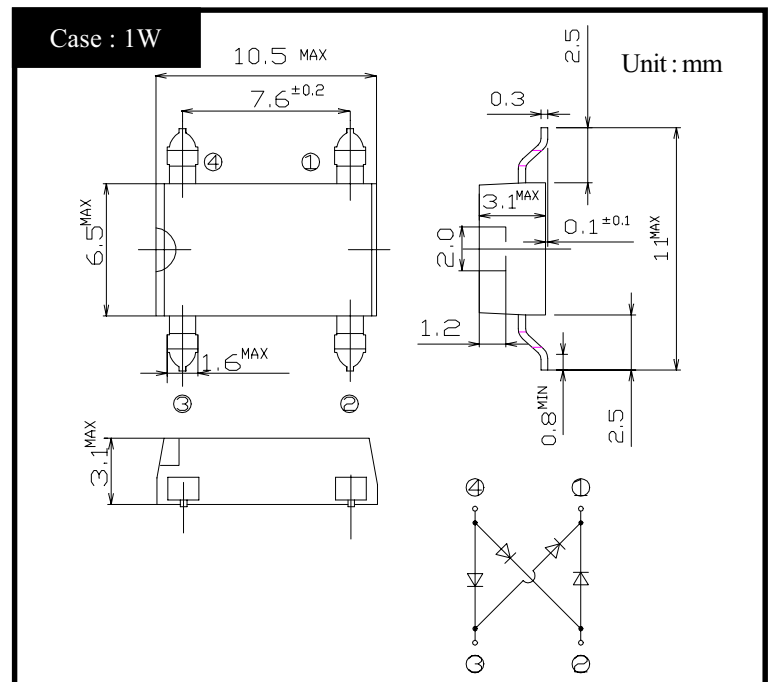
FEATURES

- Small SMT
- High IFSM
- Applicable to Automatic Insertion

APPLICATION

- Switching power supply
- Home Appliances, Office Equipment
- Telecommunication, Factory Automation

OUTLINE DIMENSIONS



RATINGS

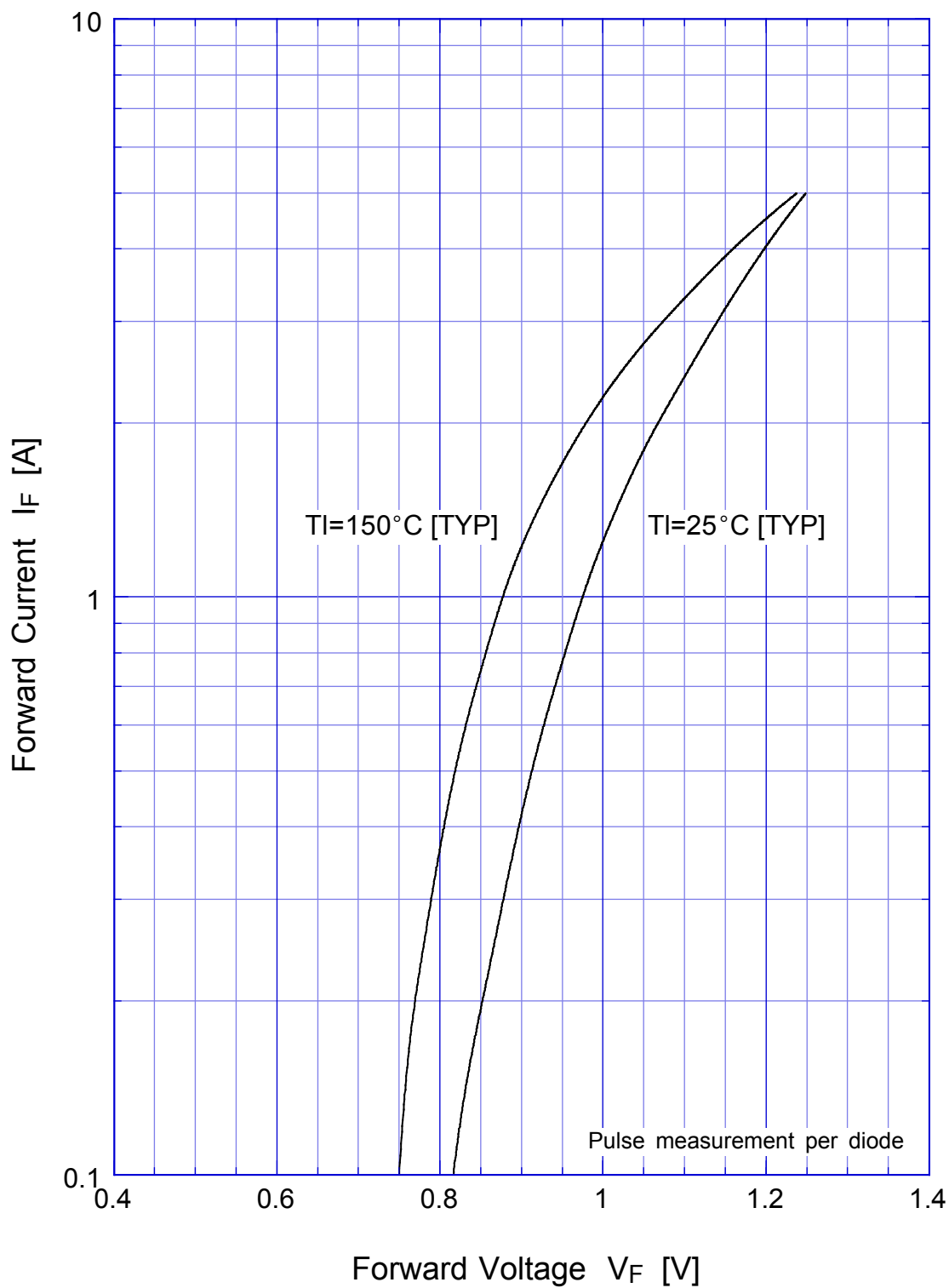
● Absolute Maximum Ratings (If not specified $T_I=25^\circ\text{C}$)

| Item | Symbol | Conditions | Ratings | Unit |
|-----------------------------------|-----------|---|---------|----------------------|
| Storage Temperature | T_{stg} | | -40~150 | $^\circ\text{C}$ |
| Operating Junction Temperature | T_j | | 150 | $^\circ\text{C}$ |
| Maximum Reverse Voltage | V_{RM} | | 600 | V |
| Average Rectified Forward Current | I_O | 50Hz sine wave, R-load, $T_a=25^\circ\text{C}$ | 1 | A |
| Peak Surge Forward Current | I_{FSM} | 50Hz sine wave, Non-repetitive 1 cycle peak value, $T_j=25^\circ\text{C}$ | 30 | A |
| Current Squared Time | I^2t | $1\text{ms} \leq t < 10\text{ms}$ $T_j=25^\circ\text{C}$ | 4.5 | A^2s |

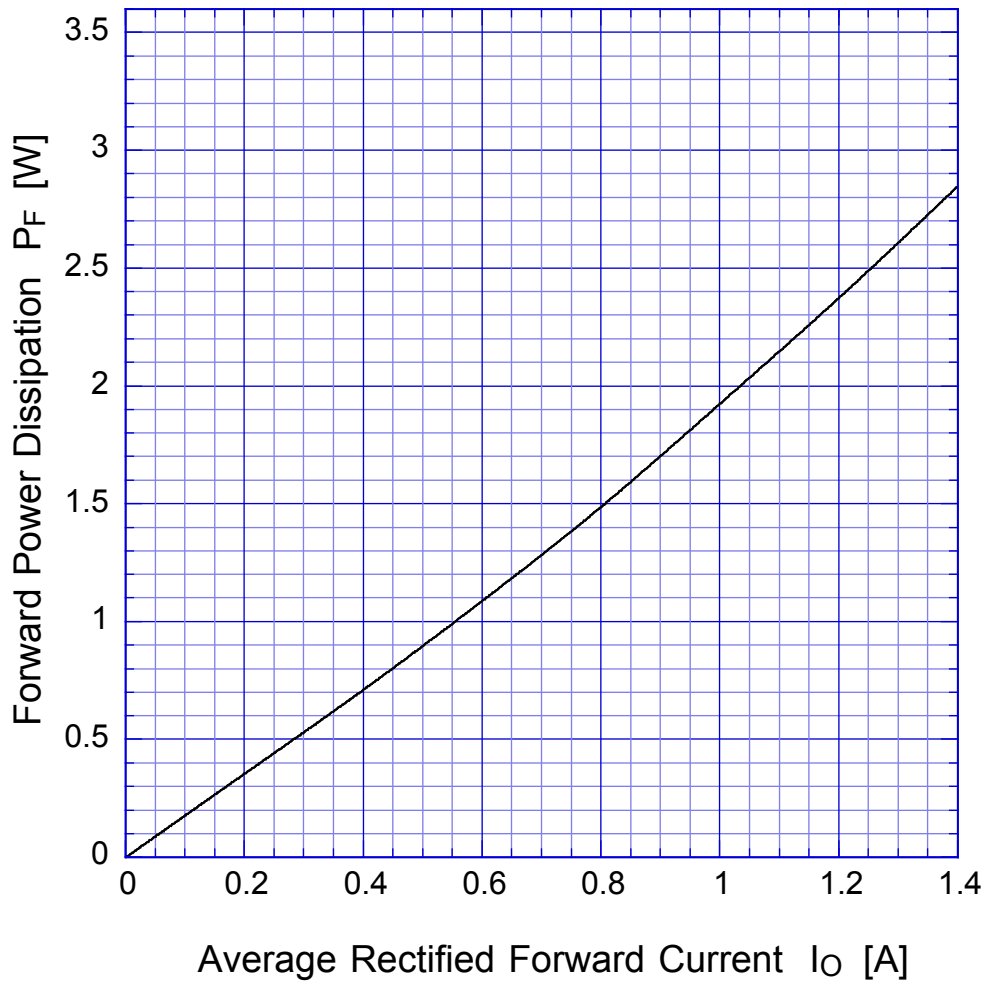
● Electrical Characteristics (If not specified $T_I=25^\circ\text{C}$)

| Item | Symbol | Conditions | Ratings | Unit |
|--------------------|---------------|--|---------|---------------------------|
| Forward Voltage | V_F | $I_F=0.5\text{A}$, Pulse measurement, Rating of per diode | Max.1.0 | V |
| Reverse Current | I_R | $V_R=V_{RM}$, Pulse measurement, Rating of per diode | Max.10 | μA |
| Thermal Resistance | θ_{jl} | junction to lead | Max.10 | $^\circ\text{C}/\text{W}$ |
| | θ_{ja} | junction to ambient | Max.65 | |

S1WB(A)x Forward Voltage



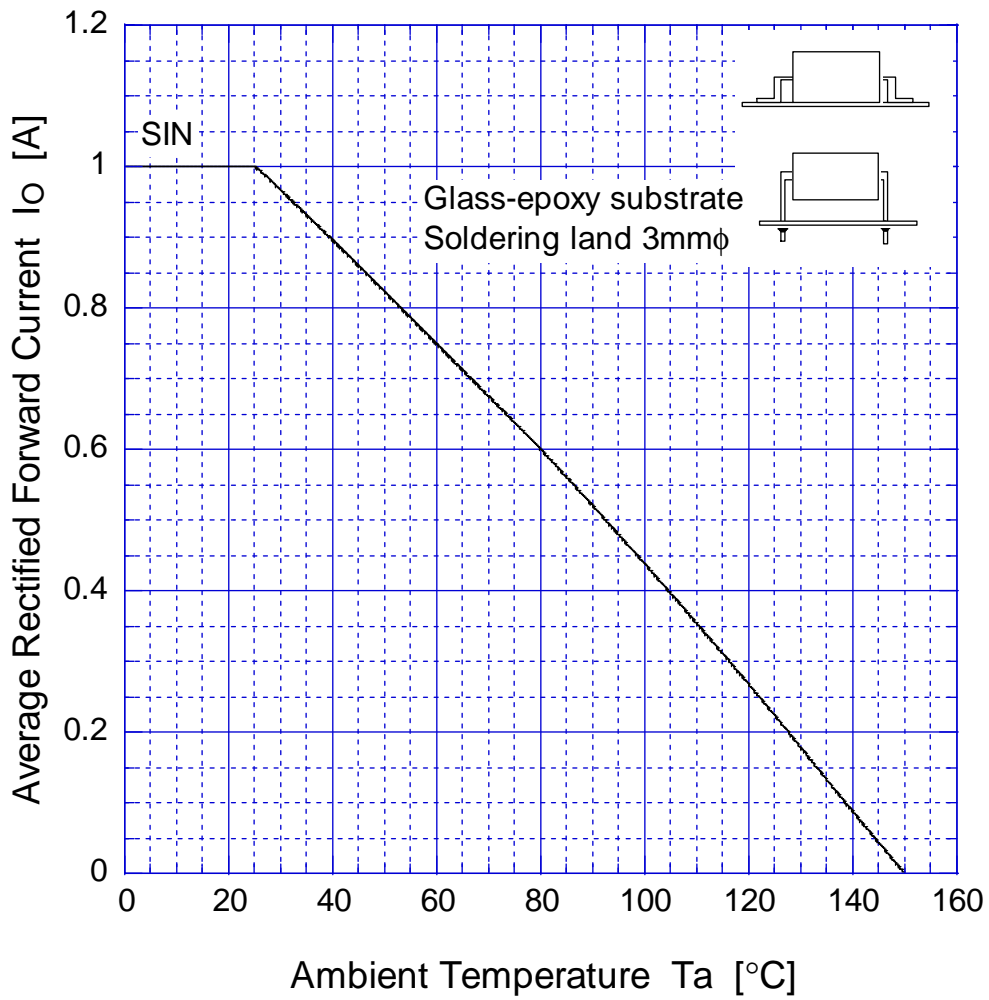
S1WB(A)x Forward Power Dissipation



$T_j = 150^\circ\text{C}$
Sine wave

S1WB(A)x

Derating Curve



Sine wave
R-load
Free in air

S1WB(A)x

Peak Surge Forward Capability

