

SHINDENGEN

General Purpose Rectifiers

DIL Bridges

S1ZB20

200V 0.5A

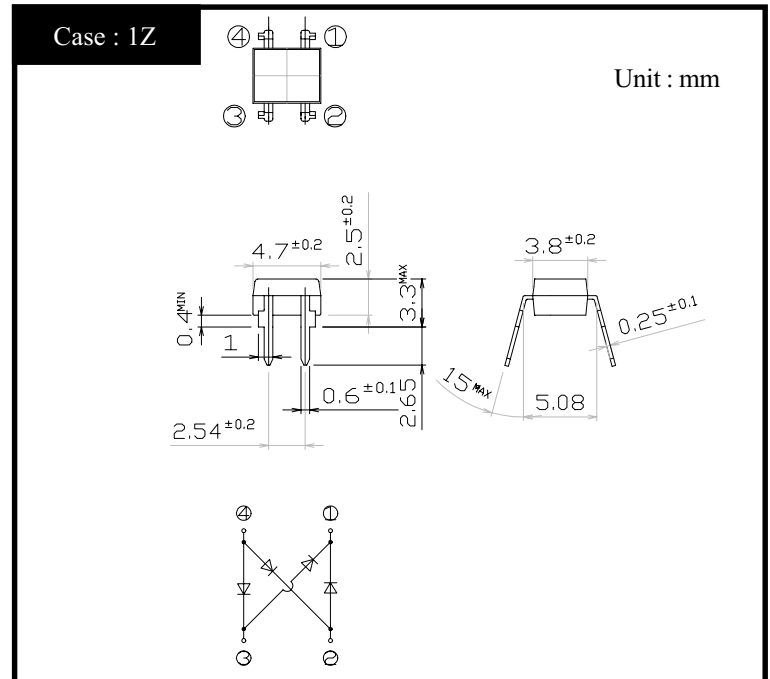
FEATURES

- Small DIL Package
- High reliability with superior moisture resistance
- Applicable to Automatic Insertion

APPLICATION

- Switching power supply
- Home Appliances, Office Equipment
- Telecommunication, Factory Automation

OUTLINE DIMENSIONS



RATINGS

● Absolute Maximum Ratings (If not specified $T_I=25^{\circ}\text{C}$)

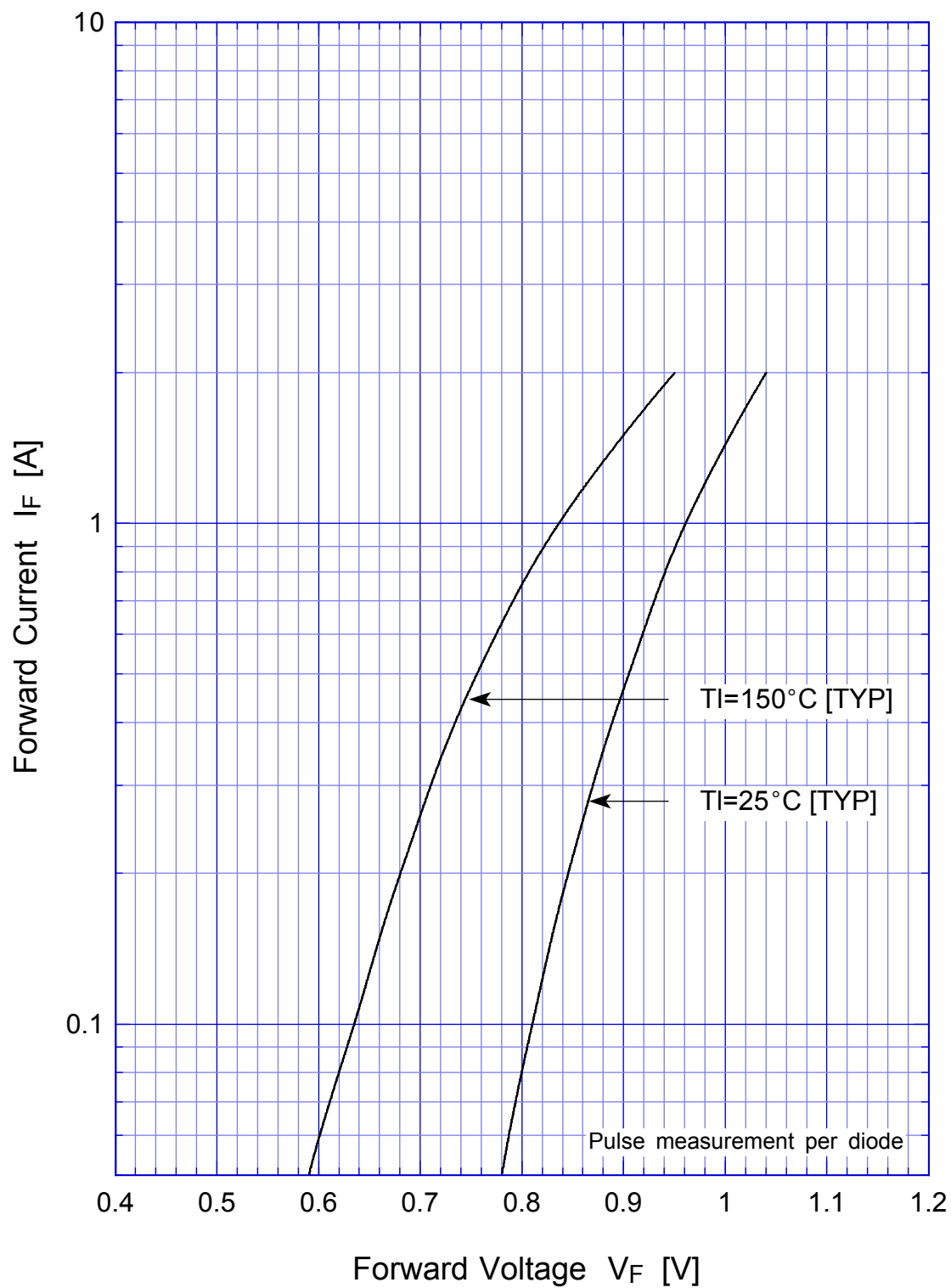
| Item | Symbol | Conditions | Ratings | Unit |
|-----------------------------------|-----------|---|---------|----------------------|
| Storage Temperature | T_{stg} | | -40~150 | $^{\circ}\text{C}$ |
| Operating Junction Temperature | T_j | | 150 | $^{\circ}\text{C}$ |
| Maximum Reverse Voltage | V_{RM} | | 200 | V |
| Average Rectified Forward Current | I_o | 50Hz sine wave, R-load On glass-epoxy substrate $T_a=25^{\circ}\text{C}$ | 0.5 | A |
| Peak Surge Forward Current | I_{FSM} | 50Hz sine wave, Non-repetitive 1 cycle peak value, $T_j=25^{\circ}\text{C}$ | 30 | A |
| Current Squared Time | I^2t | $1\text{ms} \leq t < 10\text{ms}$ $T_j=25^{\circ}\text{C}$ | 4.5 | A^2s |

● Electrical Characteristics (If not specified $T_I=25^{\circ}\text{C}$)

| Item | Symbol | Conditions | Ratings | Unit |
|--------------------|---------------|--|----------|-----------------------------|
| Forward Voltage | V_F | $I_F=0.4\text{A}$, Pulse measurement, Rating of per diode | Max.1.05 | V |
| Reverse Current | I_R | $V_R=V_{RM}$, Pulse measurement, Rating of per diode | Max.10 | μA |
| Thermal Resistance | θ_{jl} | junction to lead | Max.20 | $^{\circ}\text{C}/\text{W}$ |
| | θ_{ja} | junction to ambient On glass-epoxy substrate | Max.134 | |

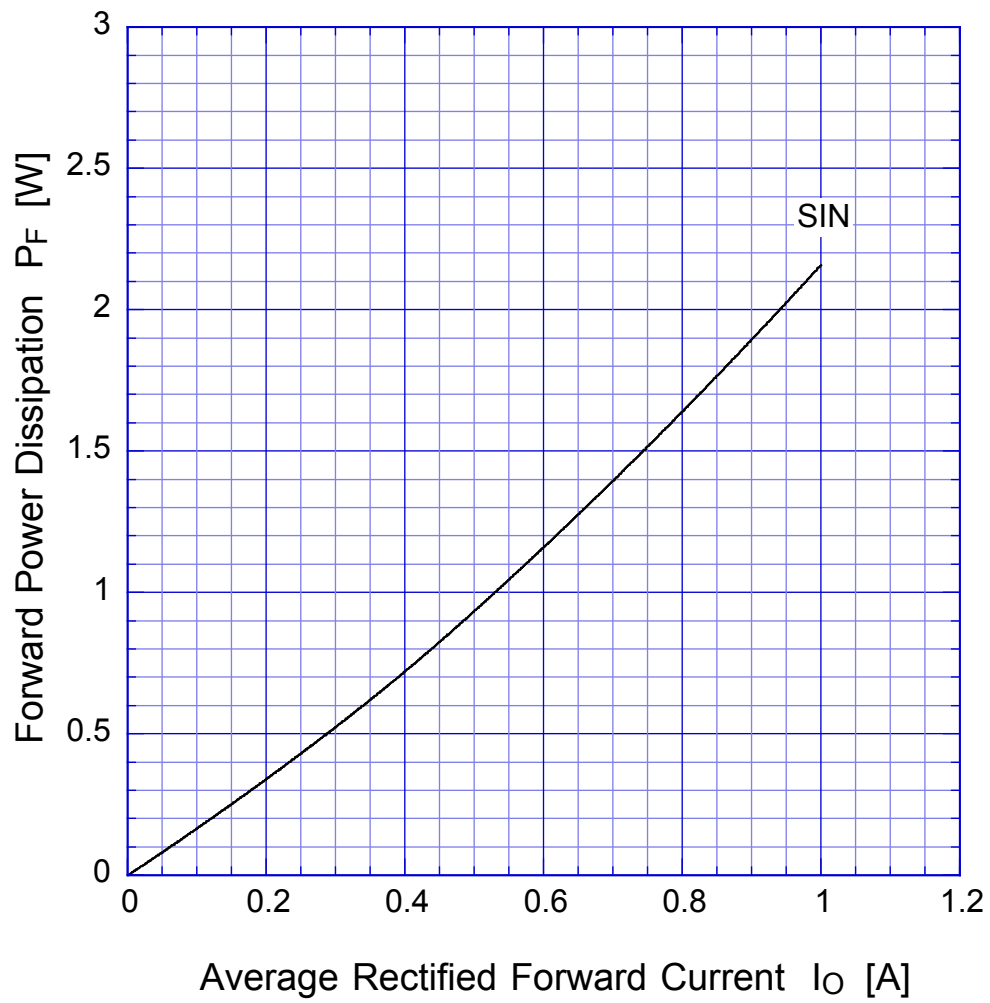
S1ZBx

Forward Voltage



S1ZBx

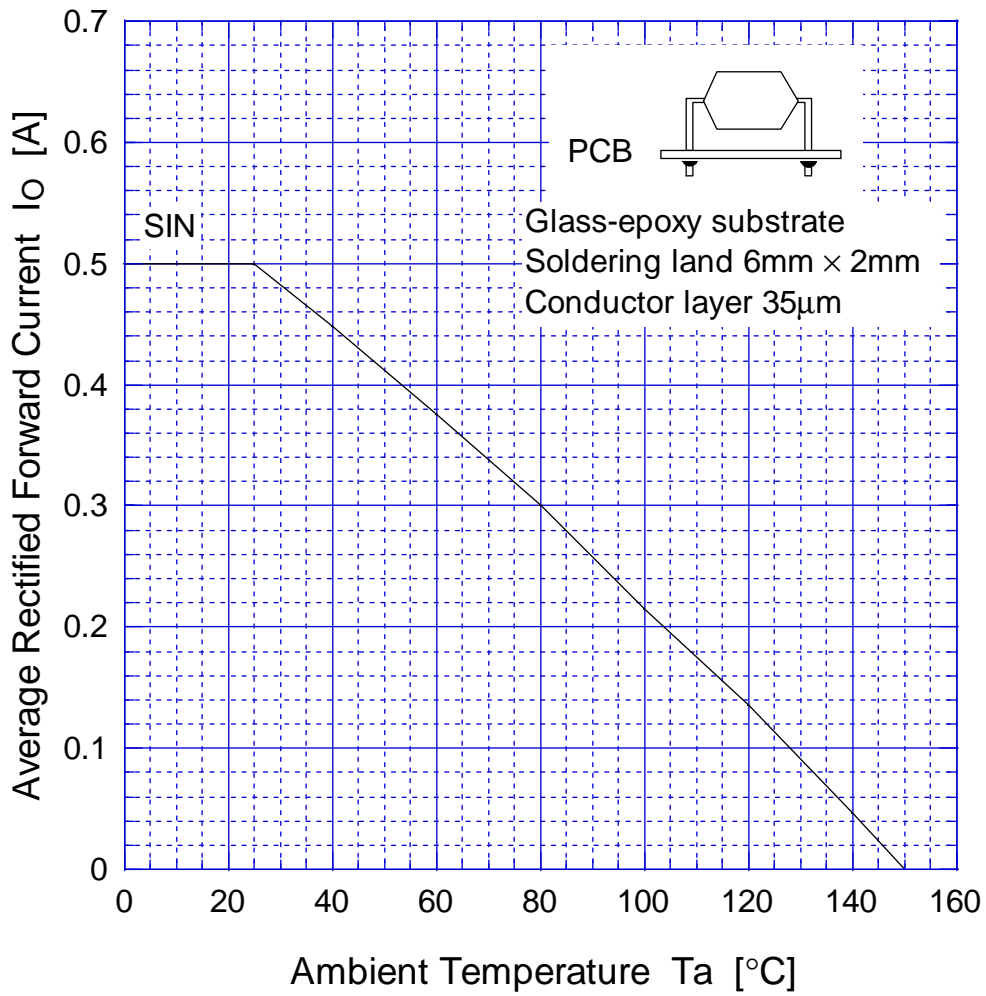
Forward Power Dissipation



$T_j = 150^\circ\text{C}$
Sine wave

S1ZBx

Derating Curve



Sine wave
R-load
Free in air

S1ZBx

Peak Surge Forward Capability

