

<b>SANYO</b>	No.2949	<b>SB100-05J</b>
	Schottky Barrier Diode (Twin Type · Cathode Common)	
50V, 10A Rectifier		

**Applications**

- High frequency rectification (switching regulators, converters, choppers)

**Features**

- Low forward voltage ( $V_F$  max = 0.55V)
- Fast reverse recovery time ( $t_{rr}$  max = 60ns)
- Low switching noise
- Low leakage current and high reliability due to highly reliable planar structure
- Micaless package facilitating easy mounting

**Absolute Maximum Ratings at  $T_a = 25^\circ\text{C}$**

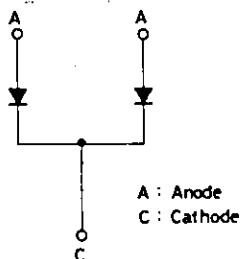
			unit
Repetitive Peak Reverse Voltage	$V_{RRM}$	-50	V
Nonrepetitive Peak Reverse	$V_{RSM}$	-55	V
Surge Voltage			
Average Output Current	$I_O$	50Hz, resistive load, $T_c = 97^\circ\text{C}$	10 A
Surge Forward Current	$I_{FSM}$	50Hz sine wave, 1 cycle	100 A
Junction Temperature	$T_j$	-55 to +125	$^\circ\text{C}$
Storage Temperature	$T_{stg}$	-55 to +125	$^\circ\text{C}$

**Electrical Characteristics**

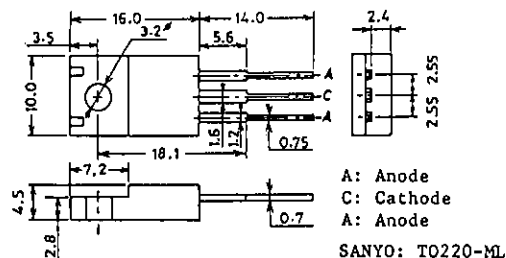
			min	typ	max	unit
Reverse Voltage	$V_R$	$I_R = -2\text{mA}, T_j = 25^\circ\text{C}, *$	-50			V
Forward Voltage	$V_F$	$I_F = 5\text{A}, T_j = 25^\circ\text{C}, *$			0.55	V
Reverse Current	$I_R$	$V_R = -25\text{V}, T_j = 25^\circ\text{C}, *$			-0.5	mA
Reverse Recovery Time	$t_{rr}$	$I_F = 2\text{A}, T_j = 25^\circ\text{C}, *$ $-dI_F/dt = 10\text{A}/\mu\text{s}$			60	ns
Thermal Resistance	$R_{thj-c}$	Junction-Case : Smoothed DC			3.5	$^\circ\text{C}/\text{W}$

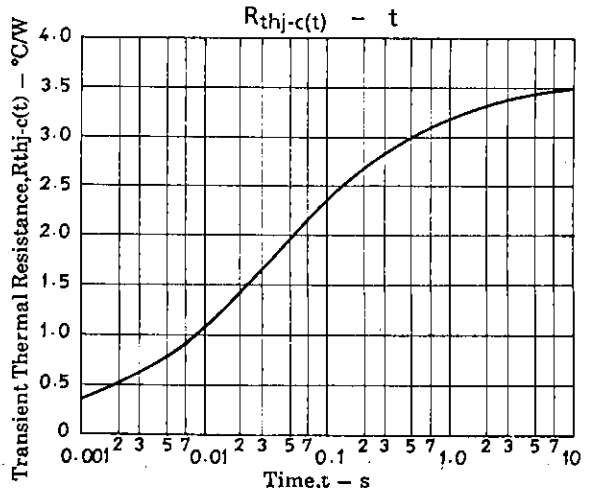
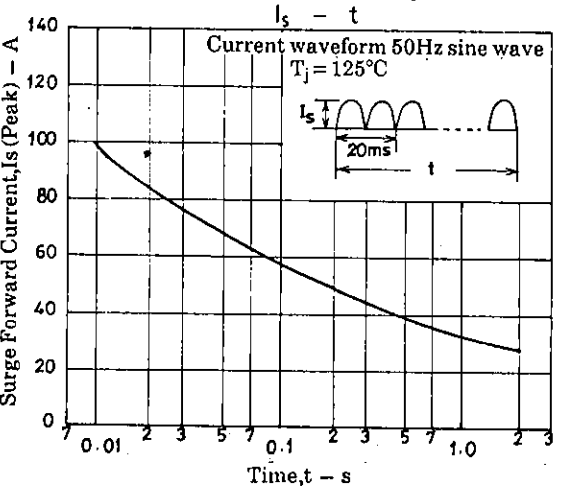
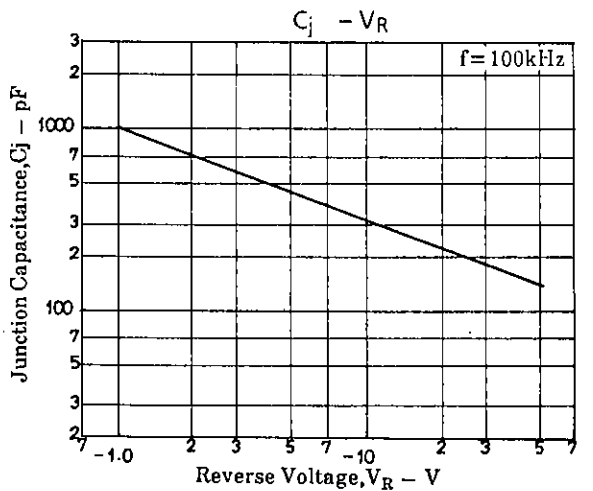
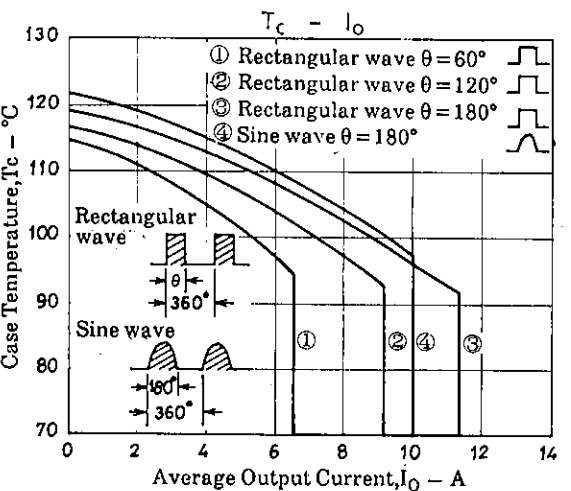
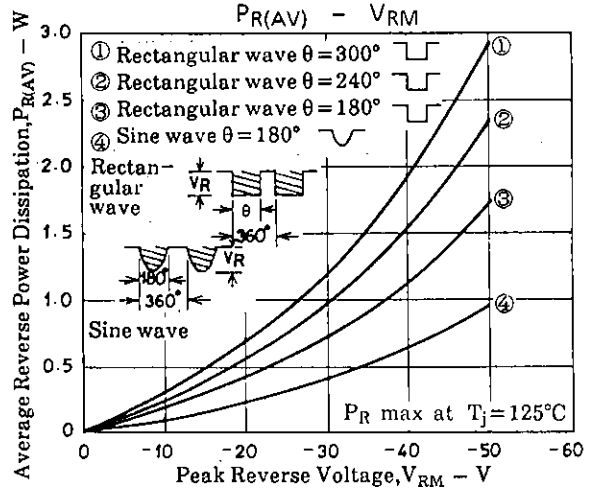
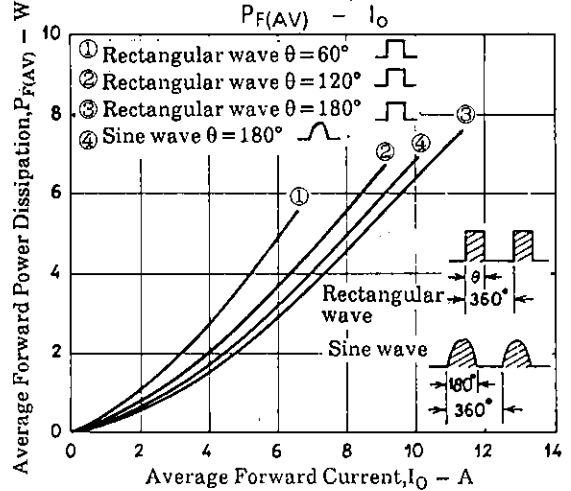
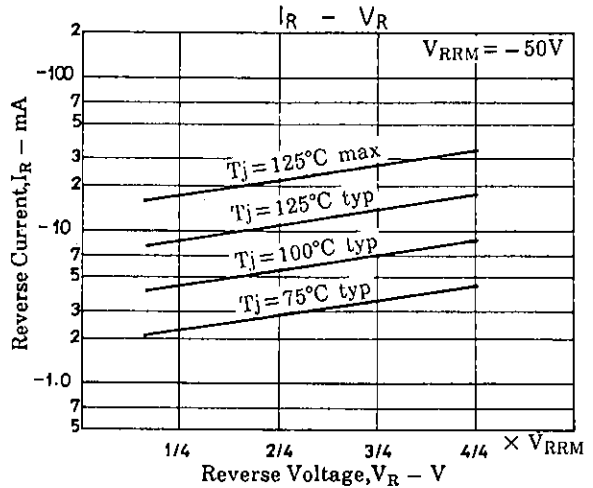
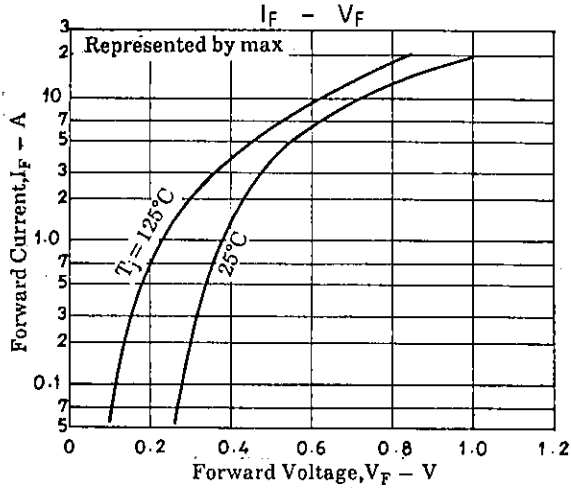
(Note) \* : Value per element

**Electrical Connection**



**Package Dimensions 1178**  
(unit: mm)





- No products described or contained herein are intended for use in surgical implants, life-support systems, aerospace equipment, nuclear power control systems, vehicles, disaster/crime-prevention equipment and the like, the failure of which may directly or indirectly cause injury, death or property loss.
- Anyone purchasing any products described or contained herein for an above-mentioned use shall:
  - ① Accept full responsibility and indemnify and defend SANYO ELECTRIC CO., LTD., its affiliates, subsidiaries and distributors and all their officers and employees, jointly and severally, against any and all claims and litigation and all damages, cost and expenses associated with such use:
  - ② Not impose any responsibility for any fault or negligence which may be cited in any such claim or litigation on SANYO ELECTRIC CO., LTD., its affiliates, subsidiaries and distributors or any of their officers and employees jointly or severally.
- Information (including circuit diagrams and circuit parameters) herein is for example only; it is not guaranteed for volume production. SANYO believes information herein is accurate and reliable, but no guarantees are made or implied regarding its use or any infringements of intellectual property rights or other rights of third parties.