


VX Standard, For General Purposes - Axial Lead Type
(02 type) series



Anti-Solvent Feature
(Through 100V only)

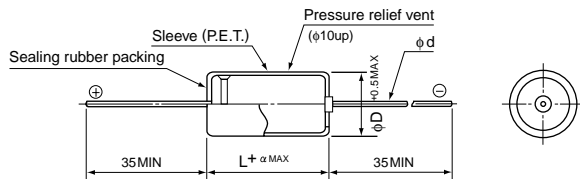
■ Axial lead type of standard series for general purposes.



Specifications

Item	Performance Characteristics																		
Category Temperature Range	-40 ~ +85°C (6.3 ~ 250V), -25 ~ +85°C (315 ~ 450V)																		
Rated Voltage Range	6.3 ~ 450V																		
Rated Capacitance Range	0.47 ~ 10000µF																		
Capacitance Tolerance	±20% at 120Hz, 20°C																		
Leakage Current	Rated voltage (V)	6.3 ~ 100																	
	Leakage current	<p>160 ~ 450</p> <p>In case of CV ≤ 1000 After 1 minute's application of rated voltage, not more than 0.1CV+40 (µA) .</p> <p>In case of CV > 1000 After 1 minute's application of rated voltage, not more than 0.04CV+100 (µA) .</p>																	
tan δ	For capacitance of more than 1000µF, add 0.02 for every increase of 1000µF. Measurement frequency : 120Hz, Temperature : 20°C																		
	Rated voltage (V)	6.3 10 16 25 35 50 63 ~ 100 160 ~ 315 350 ~ 450																	
Stability at Low Temperature	Measurement frequency : 120Hz																		
	Rated voltage (V)	6.3 10 16 25 35 ~ 100 160 ~ 250 315 ~ 350 400 ~ 450																	
	Impedance ratio ZT / Z20 (MAX.)	<table border="1"> <tr> <td>Z-25°C / Z+20°C</td> <td>4</td> <td>3</td> <td>2</td> <td>2</td> <td>2</td> <td>4</td> <td>6</td> <td>15</td> </tr> <tr> <td>Z-40°C / Z+20°C</td> <td>10</td> <td>8</td> <td>6</td> <td>4</td> <td>3</td> <td>12</td> <td>—</td> <td>—</td> </tr> </table>	Z-25°C / Z+20°C	4	3	2	2	2	4	6	15	Z-40°C / Z+20°C	10	8	6	4	3	12	—
Z-25°C / Z+20°C	4	3	2	2	2	4	6	15											
Z-40°C / Z+20°C	10	8	6	4	3	12	—	—											
Endurance	After 2000 hours' application of rated voltage at 85°C, capacitors meet the characteristic requirements listed at right.	Capacitance change	Within ±20% of initial value																
		tan δ	200% or less of initial specified value																
		Leakage current	Initial specified value or less																
Shelf Life	After leaving capacitors under no load at 85°C for 1000 hours, they meet the characteristic requirements at right.	Capacitance change	Within ±20% of initial value																
		tan δ	200% or less of initial specified value																
		Leakage current	Initial specified value or less																
Marking	Printed with white color letter on purple blue sleeve.																		

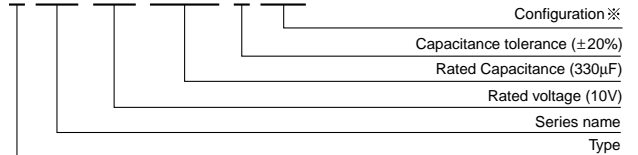
■ Axial Lead Type



α	φD < 10	1	φD	5 ~ 13	16 ~ 18
	φD ≥ 10	2		φd	0.6

Type numbering system (Example : 10V 330µF)

1 2 3 4 5 6 7 8 9 10 11
T V X 1 A 3 3 1 M A D



※ Configuration

φ D	Pb free lead finishing Pb free PET sleeve	Sn-Pb lead finishing PVC sleeve contain Pb
5 ~ 8	AD	AA
10 ~ 18	CD	CA

※ Please contact to us if other configurations are required.

Please refer to page 18, 19, 20 about the formed or taped product spec.
Please refer to page 3 for the minimum order quantity.

■ Dimension table in next page.

■ Dimensions

D × L (mm)

V		6.3		10		16		25		35		50		63		100	
Cap.(μF)	Code	0J		1A		1C		1E		1V		1H		1J		2A	
0.47	R47											5 × 12	5			5 × 12	10
1	010											5 × 12	10			5 × 12	18
2.2	2R2											5 × 12	23			5 × 12	28
3.3	3R3											5 × 12	28			5 × 12	34
4.7	4R7											5 × 12	34			5 × 12	40
10	100											5 × 12	50	5 × 12	55	6.3 × 12	60
22	220									5 × 12	70	6.3 × 12	85	6.3 × 12	90	8 × 16	120
33	330							5 × 12	80	6.3 × 12	90	6.3 × 16	110	6.3 × 16	120	8 × 16	150
47	470					5 × 12	85	6.3 × 12	100	6.3 × 16	120	6.3 × 16	130	8 × 16	160	8 × 20	190
100	101	5 × 12	110	6.3 × 12	130	6.3 × 16	160	6.3 × 16	170	8 × 16	210	8 × 16	220	8 × 20	260	10 × 26	340
220	221	6.3 × 16	200	6.3 × 16	210	8 × 16	260	8 × 16	280	8 × 20	340	10 × 21	410	10 × 26	480	13 × 26	560
330	331	6.3 × 16	250	8 × 16	300	8 × 16	320	8 × 20	380	10 × 21	460	10 × 26	560	13 × 26	650	13 × 31.5	750
470	471	8 × 16	330	8 × 16	350	8 × 20	430	10 × 26	510	10 × 26	610	13 × 26	730	13 × 31.5	840	16 × 31.5	970
1000	102	10 × 21	600	10 × 21	640	10 × 26	770	13 × 26	900	13 × 31.5	1060	16 × 31.5	1260	16 × 31.5	1330		
2200	222	13 × 26	1020	13 × 26	1090	13 × 31.5	1180	16 × 31.5	1480	16 × 31.5	1580	18 × 41	1920				
3300	332	13 × 26	1200	13 × 31.5	1390	16 × 31.5	1620	16 × 41.5	1710	16 × 41.5	2050						
4700	472	16 × 31.5	1500	16 × 31.5	1730	16 × 41.5	1840	18 × 41	2170								
6800	682	16 × 31.5	1840	16 × 41.5	1930	18 × 41	2310										
10000	103	16 × 41.5	2260	18 × 41	2350												

V		160		200		250		315		350		400		450	
Cap.(μF)	Code	2C		2D		2E		2F		2V		2G		2W	
1	010	6.3 × 12	13	6.3 × 12	13	6.3 × 16	14	6.3 × 16	14	6.3 × 16	12	8 × 16	14	8 × 16	14
2.2	2R2	6.3 × 16	23	6.3 × 16	23	8 × 16	27	8 × 16	27	8 × 16	24	8 × 20	28	10 × 21	31
3.3	3R3	8 × 16	33	8 × 16	33	8 × 16	33	8 × 20	36	8 × 20	32	10 × 21	38	10 × 21	38
4.7	4R7	8 × 16	39	8 × 16	39	8 × 20	45	8 × 20	45	10 × 21	46	10 × 21	46	10 × 26	50
10	100	8 × 20	60	10 × 21	70	10 × 21	70	10 × 26	80	13 × 26	85	13 × 26	85	13 × 26	85
22	220	10 × 26	120	13 × 26	140	13 × 26	140	13 × 31.5	150	13 × 31.5	140	16 × 31.5	150	16 × 31.5	150
33	330	13 × 26	170	13 × 26	170	13 × 31.5	190	16 × 31.5	210	16 × 31.5	190	16 × 41.5	210	18 × 41	230
47	470	13 × 31.5	230	13 × 31.5	230	16 × 31.5	260	16 × 31.5	260	16 × 41.5	260	18 × 41	290		
100	101	16 × 41.5	430	16 × 41.5	430	16 × 41.5	430							Case size	Rated ripple

Rated Ripple (mA rms) at 85°C 120Hz

■ Frequency coefficient of rated ripple current

V	Cap.(μF)	Frequency(Hz)			
		120	300	1k	10k ~
6.3 ~ 100	~ 47	1.00	1.35	1.57	2.00
	100 ~ 470	1.00	1.23	1.34	1.50
	1000 ~ 10000	1.00	1.10	1.13	1.15
160 ~ 450	1 ~ 100	1.00	1.25	1.40	1.60