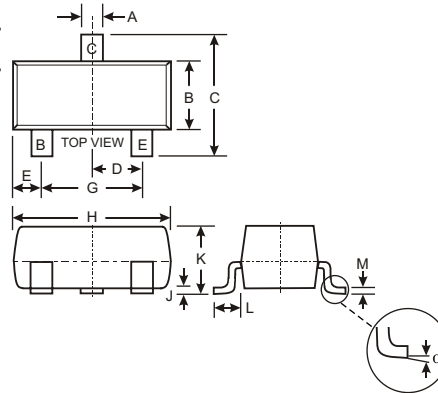


### Features

- Ideally Suited for Automatic Insertion
- Epitaxial Planar Die Construction
- For Switching, AF Driver and Amplifier Applications
- Complementary NPN Types Available (BC817)
- Also Available in Lead Free Version

### Mechanical Data

- Case: SOT-23, Molded Plastic
- Case material - UL Flammability Rating Classification 94V-0
- Moisture sensitivity: Level 1 per J-STD-020A
- Terminals: Solderable per MIL-STD-202, Method 208
- Also Available in Lead Free Plating (Matte Tin Finish). Please see Ordering Information, Note 4, on Page 3
- Pin Connections: See Diagram
- Marking (See Page 3): BC807-16 5A, K5A  
BC807-25 5B, K5B  
BC807-40 5C, K5C
- Ordering & Date Code Information: See Page 3
- Approx. Weight: 0.008 grams



SOT-23		
Dim	Min	Max
A	0.37	0.51
B	1.20	1.40
C	2.30	2.50
D	0.89	1.03
E	0.45	0.60
G	1.78	2.05
H	2.80	3.00
J	0.013	0.10
K	0.903	1.10
L	0.45	0.61
M	0.85	0.80
$\alpha$	0°	8°
All Dimensions in mm		

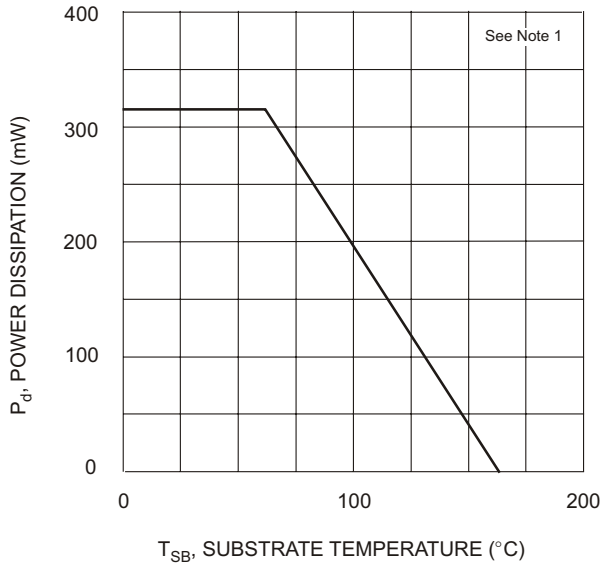
### Maximum Ratings @ $T_A = 25^\circ\text{C}$ unless otherwise specified

Characteristic	Symbol	Value	Unit
Collector-Emitter Voltage	$V_{CEO}$	-45	V
Emitter-Base Voltage	$V_{EBO}$	-5.0	V
Collector Current	$I_C$	-500	mA
Peak Collector Current	$I_{CM}$	-1000	mA
Peak Emitter Current	$I_{EM}$	-1000	mA
Power Dissipation at $T_{SB} = 50^\circ\text{C}$ (Note 1)	$P_d$	310	mW
Thermal Resistance, Junction to Substrate Backside (Note 1)	$R_{\theta JSB}$	320	$^\circ\text{C}/\text{W}$
Thermal Resistance, Junction to Ambient Air (Note 1)	$R_{\theta JA}$	403	$^\circ\text{C}/\text{W}$
Operating and Storage Temperature Range	$T_j, T_{STG}$	-65 to +150	$^\circ\text{C}$

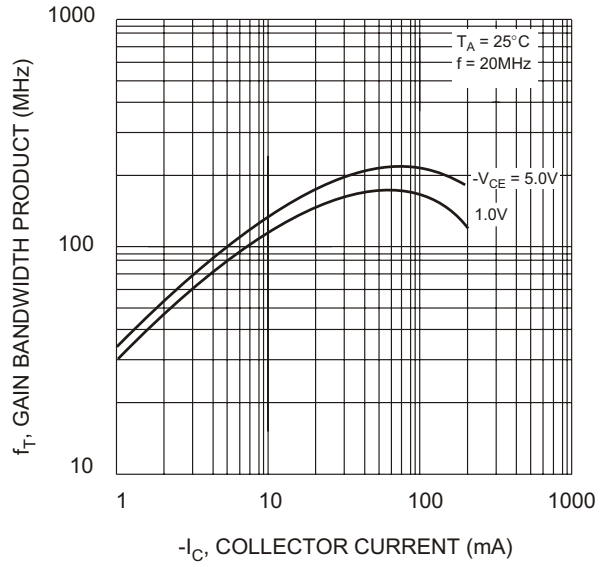
### Electrical Characteristics @ $T_A = 25^\circ\text{C}$ unless otherwise specified

Characteristic (Note 2)	Symbol	Min	Typ	Max	Unit	Test Condition
DC Current Gain Current Gain Group -16 -25 -40	$h_{FE}$	100		250		$V_{CE} = 1.0\text{V}, I_C = 100\text{mA}$
		160		400		
		250		600		
		60	—	—	—	
Current Gain Group -16 -25 -40	$h_{FE}$	100		—		$V_{CE} = 1.0\text{V}, I_C = 300\text{mA}$
		100		—		
		170		—		
Collector-Emitter Saturation Voltage	$V_{CE(SAT)}$	—	—	-0.7	V	$I_C = 500\text{mA}, I_B = 50\text{mA}$
Base-Emitter Voltage	$V_{BE}$	—	—	-1.2	V	$V_{CE} = 1.0\text{V}, I_C = 300\text{mA}$
Collector-Emitter Cutoff Current	$I_{CES}$	—	—	-100 -5.0	nA $\mu\text{A}$	$V_{CE} = 45\text{V}$ $V_{CE} = 25\text{V}, T_j = 150^\circ\text{C}$
Emitter-Base Cutoff Current	$I_{EBO}$	—	—	-100	nA	$V_{EB} = 4.0\text{V}$
Gain Bandwidth Product	$f_T$	100	—	—	MHz	$V_{CE} = 5.0\text{V}, I_C = 10\text{mA}, f = 50\text{MHz}$
Collector-Base Capacitance	$C_{CBO}$	—	—	12	pF	$V_{CB} = 10\text{V}, f = 1.0\text{MHz}$

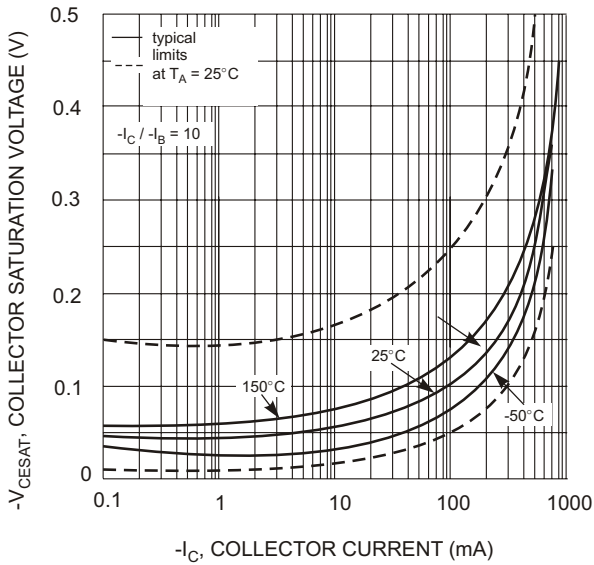
Notes: 1. Device mounted on ceramic substrate 0.7mm; 2.5cm<sup>2</sup> area.  
2. Short duration pulse test used to minimize self-heating effect.



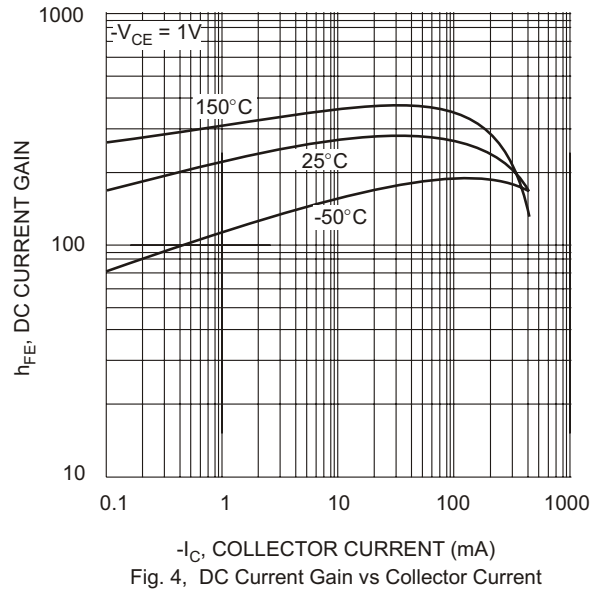
$T_{SB}$ : SUBSTRATE TEMPERATURE ( $^{\circ}C$ )  
Fig. 1, Power Derating Curve



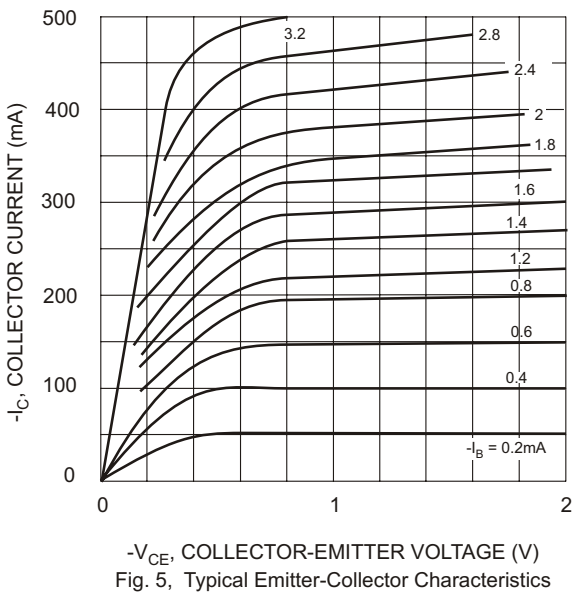
$-I_C$ : COLLECTOR CURRENT (mA)  
Fig. 2, Gain-Bandwidth Product vs Collector Current



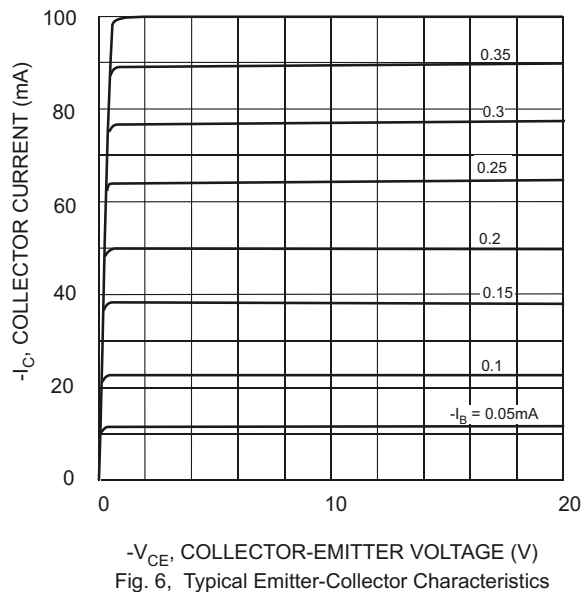
$-I_C$ : COLLECTOR CURRENT (mA)  
Fig. 3, Collector Sat. Voltage vs Collector Current



$-I_C$ : COLLECTOR CURRENT (mA)  
Fig. 4, DC Current Gain vs Collector Current



$-V_{CE}$ : COLLECTOR-EMITTER VOLTAGE (V)  
Fig. 5, Typical Emitter-Collector Characteristics



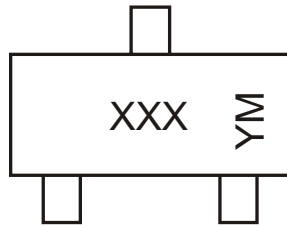
$-V_{CE}$ : COLLECTOR-EMITTER VOLTAGE (V)  
Fig. 6, Typical Emitter-Collector Characteristics

## Ordering Information

Device*	Packaging	Shipping
BC807-xx-7	SOT-23	3000/Tape & Reel

- Notes:
- For Packaging Details, go to our website at <http://www.diodes.com/datasheets/ap02007.pdf>.  
\*xx = gain group, eg. BC807-16-7.
  - For Lead Free version (with Lead Free terminal finish) part number, please add "-F" suffix to part number above.  
Example: BC807-16-7-F.

## Marking Information



XXX = Product Type Marking Code (See Page 1): e.g. K5A = BC807-16  
 YM = Date Code Marking  
 Y = Year ex: N = 2002  
 M = Month ex: 9 = September

### Date Code Key

Year	1998	1999	2000	2001	2002	2003	2004
Code	J	K	L	M	N	P	R

Month	Jan	Feb	March	Apr	May	Jun	Jul	Aug	Sep	Oct	Nov	Dec
Code	1	2	3	4	5	6	7	8	9	O	N	D



LittleDiode supplies new, hard to find or obsolete electronic components and semiconductors all over the world.

With over two million different components listed you are sure to find the part you need.

Feel free to visit us today at our online store:

[LittleDiode.com](http://LittleDiode.com)

Looking forward to providing you with the best possible service.