

- 1N3154-1 THRU 1N3157-1 AVAILABLE IN JAN, JANTX, JANTXV AND JANS PER MIL-PRF-19500/158
- 8.4 VOLT NOMINAL ZENER VOLTAGE
- TEMPERATURE COMPENSATED ZENER REFERENCE DIODES
- METALLURGICALLY BONDED

1N3154 thru 1N3157A
and
1N3154-1 thru 1N3157A-1

MAXIMUM RATINGS

Operating Temperature: -65°C to +175°C
Storage Temperature: -65°C to +175°C
DC Power Dissipation: 500mW @ +50°C
Power Derating: 4 mW / °C above +50°C

REVERSE LEAKAGE CURRENT

$I_R = 10\mu A$ @ 25°C & $V_R = 5.5V_{dc}$

ELECTRICAL CHARACTERISTICS @ 25°C, unless otherwise specified.

JEDEC TYPE NUMBER	ZENER VOLTAGE	ZENER TEST CURRENT	MAXIMUM ZENER IMPEDANCE	VOLTAGE TEMPERATURE STABILITY	TEMPERATURE RANGE	EFFECTIVE TEMPERATURE COEFFICIENT
	$V_Z @ I_{ZT}$	I_{ZT}	Z _{VT}	$\frac{\Delta V_Z}{V_Z} \text{ MAXIMUM}$		
	VOLTS	mA	OHMS	mV	°C	% / °C
1N3154	8.00—8.80	10	15	130	-55 to +100	.01
1N3154A	8.00—8.80	10	15	172	-55 to +150	.01
1N3155	8.00—8.80	10	15	65	-55 to +100	.005
1N3155A	8.00—8.80	10	15	86	-55 to +150	.005
1N3156	8.00—8.80	10	15	26	-55 to +100	.002
1N3156A	8.00—8.80	10	15	34	-55 to +150	.002
1N3157	8.00—8.80	10	15	13	-55 to +100	.001
1N3157A	8.00—8.80	10	15	17	-55 to +150	.001

NOTE 1 Zener impedance is derived by superimposing on I_{ZT} A 60Hz rms a.c. current equal to 10% of I_{ZT} .

NOTE 2 The maximum allowable change observed over the entire temperature range i.e., the diode voltage will not exceed the specified mV at any discrete temperature between the established limits, per JEDEC standard No.5.

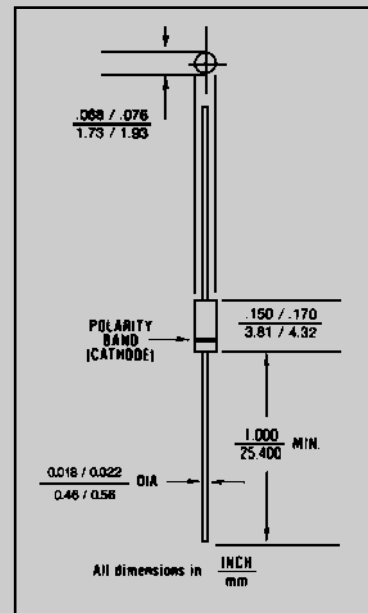


FIGURE 1

DESIGN DATA

CASE: Hermetically sealed glass case. DO – 35 outline.

LEAD MATERIAL: Copper clad steel.

LEAD FINISH: Tin / Lead

POLARITY: Diode to be operated with the banded (cathode) end positive.

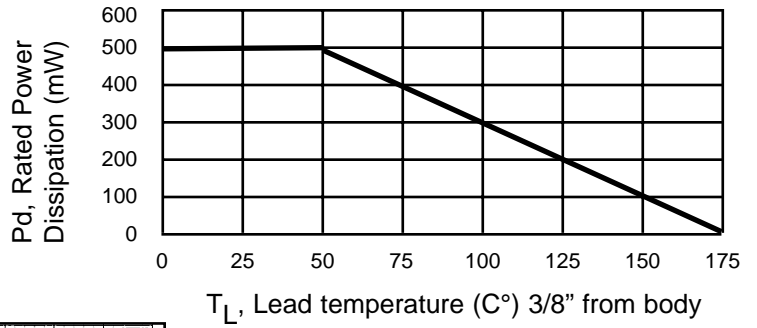
MOUNTING POSITION: ANY.



6 LAKE STREET, LAWRENCE, MASSACHUSETTS 01841
PHONE (978) 620-2600
WEBSITE: <http://www.microsemi.com>

FAX (978) 689-0803

1N3154 thru 1N3157A INCLUDING -1 VERSIONS



**FIGURE 2
POWER DERATING CURVE**

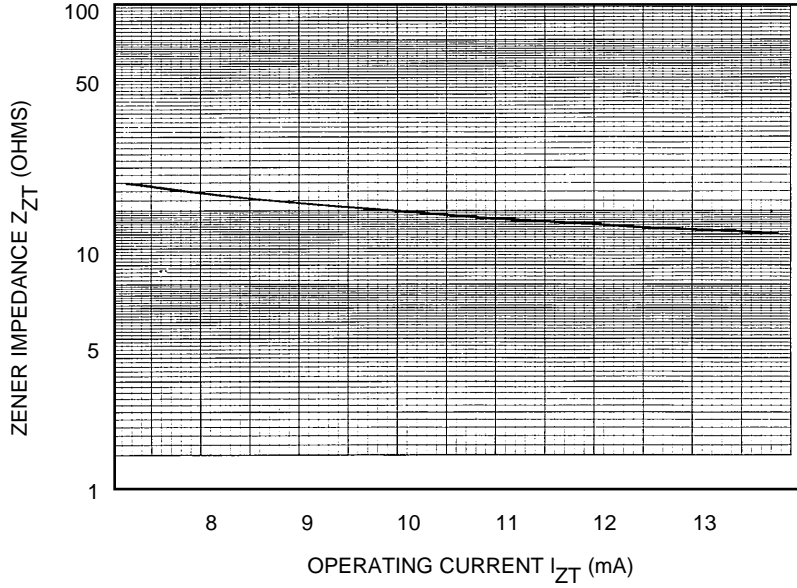
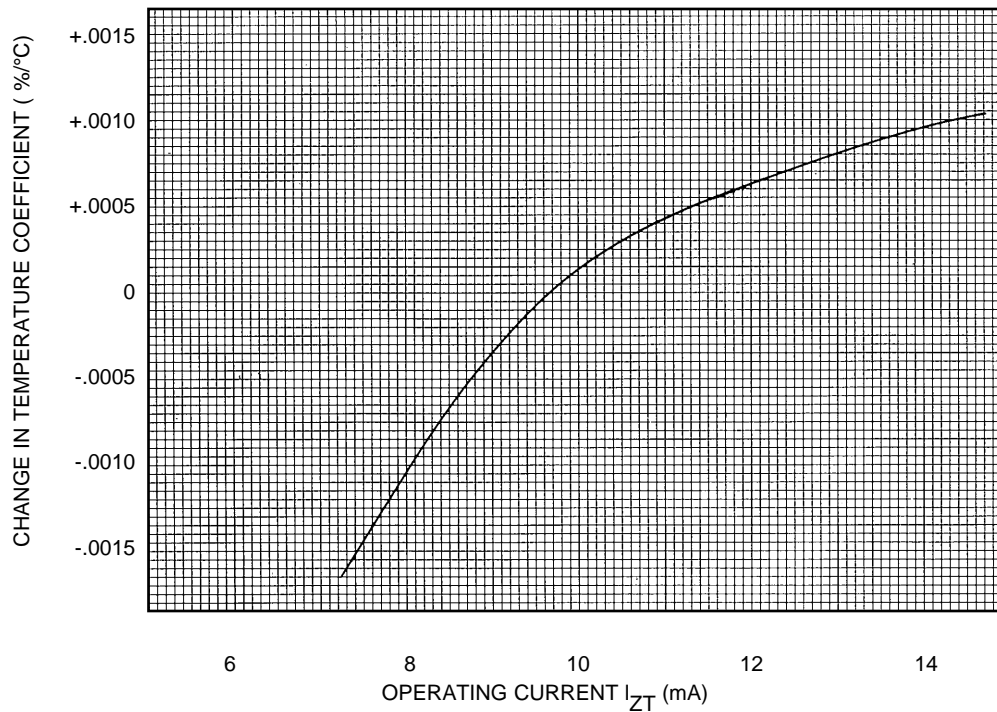


FIGURE 3

ZENER IMPEDANCE VS. OPERATING CURRENT



**FIGURE 4
TYPICAL CHANGE OF TEMPERATURE COEFFICIENT
WITH CHANGE IN OPERATING CURRENT**



LittleDiode supplies new, hard to find or obsolete electronic components and semiconductors all over the world.

With over two million different components listed you are sure to find the part you need.

Feel free to visit us today at our online store:

LittleDiode.com

Looking forward to providing you with the best possible service.