

- 1N4150-1 AVAILABLE IN JAN, JANTX, AND JANTXV PER MIL-PRF-19500/231
- 1N3600 AVAILABLE IN JAN, JANTX, AND JANTXV PER MIL-PRF-19500/231
- SWITCHING DIODES
- HERMETICALLY SEALED
- METALLURGICALLY BONDED
- DOUBLE PLUG CONSTRUCTION

**1N4150
and
1N4150-1
and
1N3600**

MAXIMUM RATINGS

Junction Temperature: -65°C to +175°C
 Storage Temperature: -65°C to +175°C
 Operating Current: 300 mA @ $T_A = +25^\circ\text{C}$
 Derating: 2.0 mA dc/°C Above $T_L = +75^\circ\text{C}$ @ $L = 3/8"$
 Forward Surge Current: 4A, ($t_p = 1\mu\text{s}$); 0.5A ($t_p = 1\text{s}$)

ELECTRICAL CHARACTERISTICS @ 25°C, unless otherwise specified.

| Type | V_{BR} | V_{RWM} | I_{R1} | I_{R2} | C | t_{rr} |
|-----------|------------------------|-----------|---|--|---|--|
| | $I_R = 10 \mu\text{A}$ | | $V_R = 50 \text{ V dc}$ $T_A = 25^\circ\text{C}$ | $V_R = 50 \text{ V dc}$ $T_A = 150^\circ\text{C}$ | $V_R = 0; f = 1 \text{ Mhz};$ ac signals = 50 mV (p-p) | $I_F = I_R = 10 \text{ to } 100 \text{ mA dc}$ $R_L = 100 \text{ ohms}$ |
| | V dc | V (pk) | $\mu\text{A dc}$ | $\mu\text{A dc}$ | pF | ns |
| 1N3600 | 75 | 50 | 0.1 | 100 | 2.5 | 4 |
| 1N4150,-1 | 75 | 50 | 0.1 | 100 | 2.5 | 4 |

FORWARD VOLTAGE LIMITS – ALL TYPES

| Limits | V_{F1} | V_{F2} | V_{F3} | V_{F4} | V_{F5} |
|---------|-------------------------|--------------------------|--------------------------------------|---------------------------------------|---------------------------------------|
| | $I_F = 1 \text{ mA dc}$ | $I_F = 10 \text{ mA dc}$ | $I_F = 50 \text{ mA dc}$ (Pulsed) | $I_F = 100 \text{ mA dc}$ (Pulsed) | $I_F = 200 \text{ mA dc}$ (Pulsed) |
| | V dc | V dc | V dc | V dc | V dc |
| minimum | 0.540 | 0.660 | 0.760 | 0.820 | 0.870 |
| maximum | 0.620 | 0.740 | 0.860 | 0.920 | 1.000 |

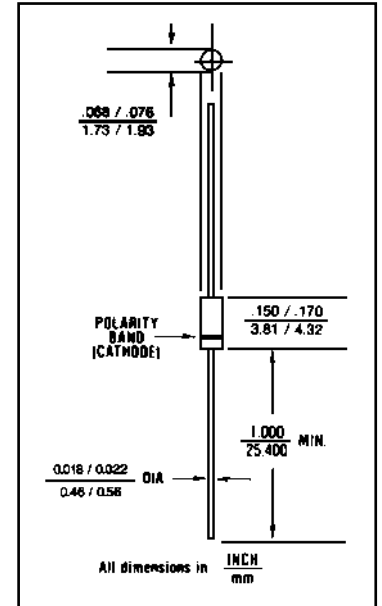


FIGURE 1

DESIGN DATA

CASE: Hermetically sealed glass case per MIL-S-19500/231 D0-35 outline.

LEAD MATERIAL: Copper clad steel.

LEAD FINISH: Tin / Lead

THERMAL RESISTANCE: ($R_{\theta JL}$): 250 °C/W maximum at $L = .375$

THERMAL IMPEDANCE: ($Z_{\theta JX}$): 70 °C/W maximum

POLARITY: Cathode end is banded.

MOUNTING POSITION: Any.



COMPENSATED DEVICES INCORPORATED

22 COREY STREET, MELROSE, MASSACHUSETTS 02176
 PHONE (781) 665-1071 FAX (781) 665-7379
 WEBSITE: <http://www.cdi-diodes.com> E-mail: mail@cdi-diodes.com

IN4150, IN4150-1 and IN3600

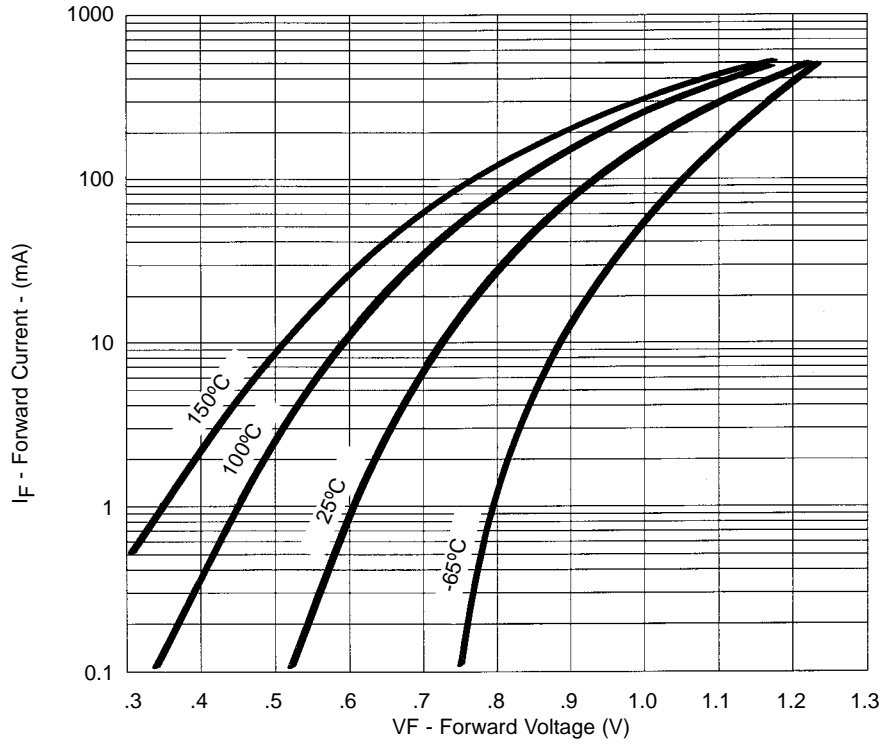
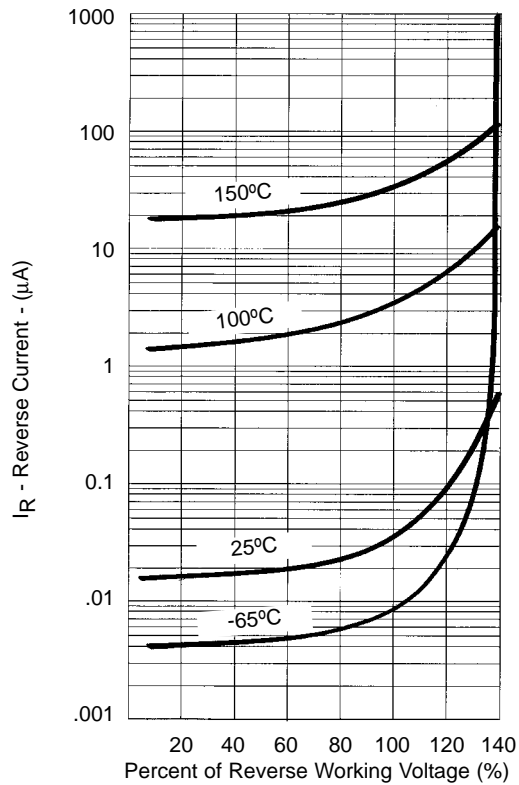


FIGURE 2
Typical Forward Current
vs Forward Voltage



NOTE : All temperatures shown on graphs are junction temperatures

FIGURE 3
Typical Reverse Current
vs Reverse Voltage



LittleDiode supplies new, hard to find or obsolete electronic components and semiconductors all over the world.

With over two million different components listed you are sure to find the part you need.

Feel free to visit us today at our online store:

LittleDiode.com

Looking forward to providing you with the best possible service.